

AGREEMENT FOR TRANSFORMER SUPPLY AND DELIVERY SERVICES

THIS AGREEMENT FOR TRANSFORMER SUPPLY AND DELIVERY SERVICES ("Agreement") is entered into by and between the **CITY OF OCALA**, a Florida municipal corporation ("City"), and **GRESKO SUPPLY, INC.**, a for profit corporation duly organized in the State of Georgia and authorized to do business in the State of Florida (EIN: 58-2246694) ("Vendor").

RECITALS:

WHEREAS, on January 10, 2020, City issued an Invitation to Bid ("ITB") for the supply and delivery of high-use single and three-phase pad and pole mount transformers filled with Ester Oil to the City on an as-needed basis, ITB No.: ELE/190961 (the "Solicitation"); and

WHEREAS, a total of four (4) firms responded to the Solicitation and, after consideration of price and other evaluation factors set forth in the Solicitation, the bid submitted by Vendor was found to be the highest ranked bid as scored by City; and

WHEREAS, Vendor was chosen as the intended awardee to supply and deliver high-use single and three-phase pad and pole mount transformers filled with Ester Oil to the City on an as-needed basis to the City (the "Project"); and

WHEREAS, Vendor certifies that Vendor and its subcontractors are qualified and possess the required licensure and skill to perform the work required for the Project; and

NOW THEREFORE, in consideration of the foregoing recitals, the following mutual covenants and conditions, and other good and valuable consideration, City and Vendor agree as follows:

TERMS OF AGREEMENT:

1. **RECITALS.** City and Vendor hereby represent, warrant, and agree that the Recitals set forth above are true and correct and are incorporated herein by reference.
2. **CONTRACT DOCUMENTS.** The Contract Documents which comprise the entire understanding between City and Vendor shall only include: (a) this Agreement; (b) those documents listed in this section as Exhibits to this Agreement; (c) the City's Solicitation for the Project and the bid submitted by Vendor in response to same (the "Solicitation Documents"); and (d) those documents identified in the Project Specifications section of this Agreement (if any). Each of these documents are incorporated herein by reference for all purposes.

If there is a conflict between the terms of this Agreement and the Contract Documents, then the terms of this Agreement shall control, amend, and supersede any conflicting terms contained in the remaining Contract Documents.

A. **Exhibits to Agreement:** The Exhibits to this Agreement are as follows:

- Exhibit A: Scope of Work (A-1 through A-2)
- Exhibit B: Unit Pricing (B-1 through B-2)
- Exhibit C: Transformer Reserve Stocking Quantities (C-1)
- Exhibit D: Figure for Three Phase Pad Mount (D-1 through D-2)
- Exhibit E: General Specifications for Single Phase Pad Mount Transformers (E-1 through E-2)
- Exhibit F: General Specifications for Single Phase Pole Mount Transformers (F-1)
- Exhibit G: General Specifications for Three Phase Pad Mount Transformers (G-1 through G-2)
- Exhibit H: ERMCO Specifications (E-1 through E-23)

If there is a conflict between the individual Exhibits regarding the scope of work to be performed, then any identified inconsistency shall be resolved by giving precedence in the following order: (1) Exhibit A, then (2) Exhibit B, then (3) Exhibit C, then (4) Exhibit D, then (5) Exhibit E, then (6) Exhibit F, then (7) Exhibit G, then (8) Exhibit H.

3. **SCOPE OF SERVICES.** Vendor shall provide all materials, labor, supervision, tools, accessories, equipment, permits, fees, testing, inspections, certifications, and all other things necessary for Vendor to perform its obligations under this Agreement as set forth in the attached **Exhibit A - Scope of Work** and the Solicitation Documents. The Scope of Work under this Agreement may only be adjusted by written amendment executed by both parties.
4. **TERM OF AGREEMENT.** This Agreement shall become effective and commence on **MARCH 3, 2020** and continue in effect through and including **MARCH 2, 2023**. This agreement may be renewed for two (2) additional one-year (1-year) periods by written consent between City and Vendor. Any and all renewals shall be subject to a maximum negotiated price increase of no more than **THREE PERCENT (3%)** based on the Producer Price Index by Industry: Electric Power and Specialty Transformer Manufacturing: Power and Distribution Transformers, Except Parts (PPI Index Number: PCU3353113353111).
5. **COMPENSATION.** City shall pay Vendor up to a maximum limiting amount of **TWO MILLION, FOUR HUNDRED SIXTY-TWO THOUSAND, SIX HUNDRED SEVENTY-ONE AND 01/100 DOLLARS (\$2,462,671.01)** (the "Contract Sum") as full and complete compensation for the timely and satisfactory provision of materials and services over the course of the Agreement

term in accordance with the Contract Documents and unit pricing set forth in the attached **Exhibit B – Unit Pricing.**

- A. **Reserve Quantity:** Vendor shall store reserve transformers – approximately two hundred fifty (25) pole mount and seventy (70) pad mount transformers in varying single-phase and three-phase sizes – at Vendor’s facility. Vendor’s facility must be located within a one hundred (100) mile travel distance from City’s warehouse facility located at 1805 NE 30th Avenue, Building 700, Ocala, FL 34470. City shall conduct a monthly and quarterly evaluation of Vendor’s inventory of transformers.

- B. **Quarterly Pricing and Stocking Reviews:** Vendor’s pricing shall remain firm for the term of the Agreement and any subsequent renewal periods. Vendor shall provide quarterly (January 1, April 1, July 1 and October 1) pricing reports and other documentation necessary to validate any pricing increases. Vendor and City shall have quarterly reviews to evaluate escalating and de-escalating prices and stocking. City shall have final approval of any suggested pricing increases. Upon the written consent of City, any and all price adjustments shall be subject to a maximum negotiated price increase of no more than **THREE PERCENT (3%) PER QUARTER** based on the Producer Price Index by Industry: Electric Power and Specialty Transformer Manufacturing: Power and Distribution Transformers, Except Parts (PPI Index Number: PCU3353113353111).

- C. **Invoice Submission.** All invoices submitted by Vendor shall include the City Contract Number, an assigned Invoice Number, and an Invoice Date. Vendor shall submit the original invoice through the responsible City Project Manager at: **City of Ocala, Attn:** Mary Ann St. Laurent, **Address:** 1802 NE 30th Avenue, Ocala, FL 34470, **E-Mail:** mstlaurent@ocalafl.org.

- D. **Payment of Invoices by City.** The City Project Manager must review and approve all invoices prior to payment. City Project Manager’s approval shall not be unreasonably withheld, conditioned, or delayed. Payments by City shall be made no later than the time periods established in section 218.735, Florida Statutes.

- E. **Withholding of Payment.** City reserves the right to withhold, in whole or in part, payment for any and all work that: (i) has not been completed by Vendor; (ii) is inadequate or defective and has not been remedied or resolved in a manner satisfactory to the City Project Manager; or (iii) which fails to comply with any term, condition, or other requirement under this Agreement. Any payment withheld shall be released and remitted to Vendor within **THIRTY (30)** calendar days of the Vendor’s remedy or resolution of the inadequacy or defect.

- F. **Excess Funds.** If due to mistake or any other reason Vendor receives payment under this Agreement in excess of what is provided for by the Agreement, Vendor shall promptly notify City upon discovery of the receipt of the overpayment. Any overpayment shall be refunded to City within **THIRTY (30)** days of Vendor's receipt of the overpayment or must also include interest calculated from the date of the overpayment at the interest rate for judgments at the highest rate as allowed by law.
- G. **Tax Exemption.** City is exempt from all federal excise and state sales taxes (State of Florida Consumer's Certification of Exemption 85-8012621655C-9). The City's Employer Identification Number is 59-60000392. Vendor shall not be exempted from paying sales tax to its suppliers for materials to fulfill contractual obligations with the City, nor will Vendor be authorized to use City's Tax Exemption Number for securing materials listed herein.
6. **FORCE MAJEURE.** Neither party shall be liable for delay, damage, or failure in the performance of any obligation under this Agreement if such delay, damage, or failure is due to causes beyond its reasonable control, including without limitation: fire, flood, strikes and labor disputes, acts of war, acts of nature, terrorism, civil unrest, acts or delays in acting of the government of the United States or the several states, judicial orders, decrees or restrictions, or any other like reason which is beyond the control of the respective party ("Force Majeure"). The party affected by any event of force majeure shall use reasonable efforts to remedy, remove, or mitigate such event and the effects thereof with all reasonable dispatch.
- The party affected by force majeure shall provide the other party with full particulars thereof including, but not limited to, the nature, details, and expected duration thereof, as soon as it becomes aware.
- When force majeure circumstances arise, the parties shall negotiate in good faith any modifications of the terms of this Agreement that may be necessary or appropriate in order to arrive at an equitable solution. Vendor performance shall be extended for a number of days equal to the duration of the force majeure. Vendor shall be entitled to an extension of time only and, in no event, shall Vendor be entitled to any increased costs, additional compensation, or damages of any type resulting from such force majeure delays.
7. **INSPECTION AND ACCEPTANCE OF THE WORK.** Vendor shall report its progress to the City Project Manager as set forth herein. All services, work, and materials provided by Vendor under this Agreement shall be provided to the satisfaction and approval of the Project Manager.

- A. The Project Manager shall decide all questions regarding the quality, acceptability, and/or fitness of materials furnished, or workmanship performed, the rate of progress of the work, the interpretation of the plans and specifications, and the acceptable fulfillment of the Agreement, in his or her sole discretion, based upon both the requirements set forth by City and the information provided by Vendor in its Proposal. The authority vested in the Project Manager pursuant to this paragraph shall be confined to the direction or specification of what is to be performed under this Agreement and shall not extend to the actual execution of the work.
 - B. Neither the Project Manager's review of Vendor's work nor recommendations made by Project Manager pursuant to this Agreement will impose on Project Manager any responsibility to supervise, direct, or control Vendor's work in progress or for the means, methods, techniques, sequences, or procedures of construction or safety precautions or programs incident Vendor's furnishing and performing the work.
8. **TERMINATION AND DEFAULT.** Either party, upon determination that the other party has failed or refused to perform or is otherwise in breach of any obligation or provision under this Agreement or the Contract Document, may give written notice of default to the defaulting party in the manner specified for the giving of notices herein. Termination of this Agreement by either party for any reason shall have no effect upon the rights or duties accruing to the parties prior to termination.
- A. **Termination by City for Cause.** City shall have the right to terminate this Agreement immediately, in whole or in part, upon the failure of Vendor to carry out any obligation, term, or condition of this Agreement. City's election to terminate the Agreement for default shall be communicated by providing Vendor written notice of termination in the manner specified for the giving of notices herein. Any notice of termination given to Vendor by City shall be effective immediately, unless otherwise provided therein, upon the occurrence of any one or more of the following events:
 - (1) Vendor fails to timely and properly perform any of the services set forth in the specifications of the Agreement;
 - (2) Vendor provides material that does not meet the specifications of the Agreement;
 - (3) Vendor fails to complete the work required within the time stipulated in the Agreement; or
 - (4) Vendor fails to make progress in the performance of the Agreement and/or gives City reason to believe that Vendor cannot or will not perform to the requirements of the Agreement

- B. **Vendor’s Opportunity to Cure Default.** City may, in its sole discretion, provide Vendor with an opportunity to cure the violations set forth in City’s notice of default to Vendor. Vendor shall commence to cure the violations immediately and shall diligently and continuously prosecute such cure to completion within a reasonable time as determined by City. If the violations are not corrected within the time determined to be reasonable by City or to the reasonable satisfaction of City, City may, without further notice, declare Vendor to be in breach of this Agreement and pursue all remedies available at law or equity, to include termination of this Agreement without further notice.
- C. **City’s Remedies Upon Vendor Default.** In the event that Vendor fails to cure any default under this Agreement within the time period specified in this section, City may pursue any remedies available at law or equity, including, without limitation, the following:
- (1) City shall be entitled to terminate this Agreement without further notice;
 - (2) City shall be entitled to hire another vendor to complete the required work in accordance with the needs of City;
 - (3) City shall be entitled to recover from Vendor all damages, costs, and attorney’s fees arising from Vendor’s default prior to termination; and
 - (4) City shall be entitled to recovery from Vendor any actual excess costs by: (i) deduction from any unpaid balances owed to Vendor; or (ii) placing a claim against the public construction bond; or (iii) any other remedy as provided by law.
- D. **Termination for Convenience.** City reserves the right to terminate this Agreement in whole or in part at any time for the convenience of City without penalty or recourse. The Project Manager shall provide written notice of the termination. Upon receipt of the notice, Vendor shall immediately discontinue all work as directed in the notice, notify all subcontractors of the effective date of the termination, and minimize all further costs to City including, but not limited to, the placing of any and all orders for materials, facilities, or supplies, in connection with its performance under this Agreement. Vendor shall be entitled to receive compensation solely for: (1) the actual cost of the work completed in conformity with this Agreement; and/or (2) such other costs incurred by Vendor as permitted under this Agreement and approved by City.
9. **PERFORMANCE EVALUATION.** At the end of the contract, City may evaluate Vendor’s performance. Any such evaluation will become public record.
10. **NOTICE REGARDING FAILURE TO FULFILL AGREEMENT.** Any vendor who enters into an Agreement with the City of Ocala and fails to complete the contract term, for any reason,

shall be subject to future bidding suspension for a period of **ONE (1)** year and bid debarment for a period of up to **THREE (3)** years for serious contract failures.

11. **VENDOR REPRESENTATIONS.** Vendor expressly represents that:

- A. Vendor has read and is fully familiar with all the terms and conditions of this Agreement, the Contract Documents, and other related data and acknowledges that they are sufficient in scope and detail to indicate and convey understanding of all terms and conditions of the work to be performed by Vendor under this Agreement.
- B. Vendor has disclosed, in writing, all known conflicts, errors, inconsistencies, discrepancies, or omissions discovered by Vendor in the Contract Documents, and that the City's written resolution of same is acceptable to Vendor.
- C. Vendor is familiar with all local, state, and Federal laws, regulations, and ordinances which may affect cost, progress, or its performance under this Agreement whatsoever.
- D. Vendor is satisfied with the site conditions that may affect cost, progress, and performance of the work, as observable or determinable by Vendor's own investigation.
- E. **Public Entity Crimes.** Neither Vendor, its parent corporations, subsidiaries, members, shareholders, partners, officers, directors or executives, nor any of its affiliates, contractors, suppliers, subcontractors, or consultants under this Agreement have been placed on the convicted vendor list following a conviction of a public entity crime. Vendor understands that a "public entity crime" as defined in section 287.133(1)(g), Florida Statutes, is "a violation of any state or federal law by a person with respect to and directly related to the transaction of business with any public entity or with an agency or political subdivision of any other state or with the United States..." Vendor further understands that any person or affiliate who has been placed on the convicted vendor list following a conviction for a public entity crime: (1) may not submit a bid, proposal, or reply on a contract: (a) to provide any goods or services to a public entity; (b) for the construction or repair of a public building or public work; or (c) for leases of real property to a public entity; (2) may not be awarded or perform work as a contractor, supplier, subcontractor, or consultant under a contract with any public entity; and (3) may not transact business with any public entity in excess of the threshold amount provided in section 287.017, Florida Statutes, for CATEGORY TWO for a period of 36 months from the date of being placed on the convicted vendor list.

12. **VENDOR RESPONSIBILITIES.** Except as otherwise specifically provided for in this Agreement, the following provisions are the responsibility of the Vendor:

- A. Vendor shall competently and efficiently supervise, inspect, and direct all work to be performed under this Agreement, devoting such attention thereto and applying such skills and expertise as may be necessary to perform the work in accordance with the Contract Documents.
 - B. Vendor shall be solely responsible for the means, methods, techniques, sequences, or procedures of construction and safety precautions or programs incident thereto.
 - C. Vendor shall be responsible to see that the finished work complies accurately with the contract and the intent thereof.
 - D. Vendor shall comply with all local, state, and Federal laws, regulations, and ordinances which may affect cost, progress, or its performance under this Agreement, to include obtaining all permits, licenses, and other authorizations necessary for the prosecution of the work and be responsible for all costs associated with same.
 - E. Vendor shall continue its performance under this Agreement during the pendency of any dispute or disagreement arising out of or relating to this Agreement, except as Vendor and City may otherwise agree in writing.
13. **NO EXCLUSIVITY.** It is expressly understood and agreed by the parties that this is not an exclusive agreement. Nothing in this Agreement shall be construed as creating any exclusive arrangement with Vendor or as prohibit City from either acquiring similar, equal, or like goods and/or services or from executing additional contracts with other entities or sources.
14. **RESPONSIBILITIES OF CITY.** City or its representative shall issue all communications to Vendor. City has the authority to request changes in the work in accordance with the terms of this Agreement and with the terms in **Exhibit A – Scope of Work**. City has the authority to stop work or to suspend any work.
15. **COMMERCIAL AUTO LIABILITY INSURANCE.** Vendor shall procure and maintain, for the life of this Agreement, commercial auto liability insurance covering all automobiles owned, non-owned, hired, and scheduled by Vendor with a combined limit of not less than One Million Dollars (\$1,000,000) for bodily injury and property damage for each accident. Vendor shall name City as an additional insured under the insurance policy.
16. **COMMERCIAL GENERAL LIABILITY INSURANCE.** Vendor shall procure and maintain, for the life of this Agreement, commercial general liability insurance with minimum coverage limits not less than:

- A. One Million Dollars (\$1,000,000) per occurrence and Two Million Dollars (\$2,000,000) aggregate limit for bodily injury, property damage, and personal and advertising injury; and
- B. One Million Dollars (\$1,000,000) per occurrence and Two Million Dollars (\$2,000,000) aggregate limit for products and completed operations.
- C. Coverage for contractual liability is also required.
- D. City, a political subdivision of the State of Florida, and its officials, employees, and volunteers shall be covered as an additional insured with a CG 20 26 04 13 Additional Insured – Designated Person or Organization Endorsement or similar endorsement providing equal or broader Additional Insured Coverage regarding liability arising out of activities performed by or on behalf of Vendor. The coverage shall contain no special limitation on the scope of protection afforded to City, its officials, employees, or volunteers.

17. **WORKERS' COMPENSATION AND EMPLOYER'S LIABILITY.** Vendor shall procure and maintain, for the life of this Agreement, Workers' Compensation insurance and employer's liability insurance in amounts required by applicable statutes. Vendor shall ensure any and all subcontractors have coverage as required by applicable statutes. City requires policies under this section to be endorsed to waive the insurer's right to subrogate against City and its officials, employees, volunteers by including a Waiver of Our Right to Recover from Others Endorsement (WC 00 03 13). Exceptions and exemptions may be allowed by City's HR/Risk Director, so long as they are in accordance with Florida Statute.

18. **MISCELLANEOUS INSURANCE PROVISIONS.**

- A. Insurance Requirements. These insurance requirements shall not relieve or limit the liability of Vendor. City does not in any way represent that these types or amounts of insurance are sufficient or adequate to protect Vendor's interests or liabilities but are merely minimums. No insurance is provided by the City under this contract to cover Vendor. **No work shall be commenced under this contract until the required Certificate(s) of Insurance have been provided.** Work shall not continue after expiration (or cancellation) of the Certificates of Insurance and shall not resume until new Certificate(s) of Insurance have been provided. Insurance written on a "Claims Made" form is not acceptable without consultation with City of Ocala Risk Management.
- B. Deductibles. Vendor is responsible for the amount of any deductible or self-insured retention. Vendor's deductibles/self-insured retentions shall be disclosed to the City and may be disapproved by City.

C. Certificates of Insurance. Vendor shall provide a Certificate of insurance, issued by an agency authorized to do business in the State of Florida and with an A.M. Best rating* of at least an A, showing the "City of Ocala" as an Additional Insured. Shown on the certificate at the certificate holder should be: **City of Ocala, Contracting Department, Third Floor, 110 SE Watula Avenue, Ocala, FL 34471.** Renewal certificates must also be forwarded to the Contracting Department prior to the policy expiration. **TEN (10)** days written notice must be provided to the City in the event of cancellation.

*Non-rated insurers must be pre-approved by the City Risk Manager.

D. Failure to Maintain Coverage. In the event Vendor fails to disclose each applicable deductible/self-insured retention or obtain or maintain in full force and effect any insurance coverage required to be obtained by Vendor under this Agreement, Vendor shall be considered to be in default of this Agreement.

E. Severability of Interests. Vendor shall arrange for its liability insurance to include General Liability, Business Automobile Liability, and Excess/Umbrella Insurance, or to be endorsed to include a severability of interests/cross liability provision so that the "City of Ocala" (where named as an additional insured) will be treated as if a separate policy were in existence, but without increasing the policy limits.

19. **SAFETY/ENVIRONMENTAL.** Vendor shall be responsible for initiating, maintaining, and supervising all safety precautions and programs in connection with the Work. Vendor shall make an effort to detect hazardous conditions and shall take prompt action where necessary to avoid accident, injury or property damage. EPA, DEP, OSHA and all other applicable safety laws and ordinances shall be followed as well as American National Standards Institute Safety Standards. Vendor shall take all necessary precautions for the safety of, and shall provide the necessary protection to prevent damage, injury, or loss to:

- A. All employees on the work and other persons that may be affected thereby;
- B. All work, materials and equipment to be incorporated therein, whether in storage on or off the site; and
- C. Other property at the site or adjacent thereto, including trees, shrubs, lawns, walks, pavements, roadways, structures, and utilities not designated for removal, relocation, or replacement in the course of construction.

All, injury, or loss to any property caused, directly or indirectly, in whole or in part, by Vendor, any subcontractor, or anyone directly or indirectly employed by any of them, or anyone for whose acts any of them may be liable, shall be remedied by Vendor. Vendor's duties and

responsibilities for the safety and protection of the work shall continue until such time as the work is completed and accepted by City.

20. **NON-DISCRIMINATORY EMPLOYMENT PRACTICES.** During the performance of the contract, the Vendor shall not discriminate against any employee or applicant for employment because of race, color, religion, ancestry, national origin, sex, pregnancy, age, disability, sexual orientation, gender identity, marital or domestic partner status, familial status, or veteran status and shall take affirmative action to ensure that an employee or applicant is afforded equal employment opportunities without discrimination. Such action shall be taken with reference to, but not limited to: recruitment, employment, termination, rates of pay or other forms of compensation and selection for training or retraining, including apprenticeship and on-the-job training.
21. **SUBCONTRACTORS.** Nothing in this Agreement shall be construed to create, impose, or give rise to any duty owed by City or its representatives to any subcontractor of Vendor or any other persons or organizations having a direct contract with Vendor, nor shall it create any obligation on the part of City or its representatives to pay or seek payment of any monies to any subcontractor of Vendor or any other persons or organizations having a direct contract with Vendor, except as may otherwise be required by law. City shall not be responsible for the acts or omissions of any Vendor, subcontractor, or of any of their agents or employees, nor shall it create any obligation on the part of City or its representatives to pay or to seek the payment of any monies to any subcontractor or other person or organization, except as may otherwise be required by law.
22. **DELAYS AND DAMAGES.** The Vendor agrees to make no claim for extra or additional costs attributable to any delays, inefficiencies, or interference in the performance of this contract occasioned by any act or omission to act by the City except as provided in the Agreement. The Vendor also agrees that any such delay, inefficiency, or interference shall be compensated for solely by an extension of time to complete the performance of the work in accordance with the provision in the standard specification.
23. **EMERGENCIES.** In an emergency affecting the welfare and safety of life or property, Vendor, without special instruction or authorization from the City Project Manager, is hereby permitted, authorized and directed to act at its own discretion to prevent threatened loss or injury. Except in the case of an emergency requiring immediate remedial work, any work performed after regular working hours, on Saturdays, Sundays or legal holidays, shall be performed without additional expense to the City unless such work has been specifically requested and approved by the City Project Manager. Vendor shall be required to provide to

the City Project Manager with the names, addresses and telephone numbers of those representatives who can be contacted at any time in case of emergency. Vendor's emergency representatives must be fully authorized and equipped to correct unsafe or excessively inconvenient conditions on short notice by City or public inspectors.

24. **INDEPENDENT CONTRACTOR STATUS.** Vendor acknowledges and agrees that under this Agreement, Vendor and any agent or employee of Vendor shall be deemed at all times to be an independent contractor and shall be wholly responsible for the manner in which it performs the services and work required under this Agreement. Neither Vendor nor its agents or employees shall represent or hold themselves out to be employees of City at any time. Neither Vendor nor its agents or employees shall have employee status with City. Nothing in this Agreement shall constitute or be construed to create any intent on the part of either party to create an agency relationship, partnership, employer-employee relationship, joint venture relationship, or any other relationship which would allow City to exercise control or discretion over the manner or methods employed by Vendor in its performance of its obligations under this Agreement.
25. **ACCESS TO FACILITIES.** City shall provide Vendor with access to all City facilities as is reasonably necessary for Vendor to perform its obligations under this Agreement.
26. **ASSIGNMENT.** Neither party may assign its rights or obligations under this Agreement to any third party without the prior express approval of the other party, which shall not be unreasonably withheld.
27. **RIGHT OF CITY TO TAKE OVER CONTRACT.** Should the work to be performed by Vendor under this Agreement be abandoned, or should Vendor become insolvent, or if Vendor shall assign or sublet the work to be performed hereunder without the written consent of City, the City Project Manager shall have the power and right to hire and acquire additional men and equipment, supply additional material, and perform such work as deemed necessary for the completion of this Agreement. Under these circumstances, all expenses and costs actually incurred by City to accomplish such completion shall be credited to City along with amounts attributable to any other elements of damage and certified by the Project Manager. The City Project Manager's certification as to the amount of such liability shall be final and conclusive.
28. **PUBLIC RECORDS.** The Vendor shall comply with all applicable provisions of the Florida Public Records Act, Chapter 119, Florida Statutes. Specifically, the Vendor shall:
 - A. Keep and maintain public records required by the public agency to perform the service.
 - B. Upon request from the public agency's custodian of public records, provide the public agency with a copy of the requested records or allow the records to be inspected or

copied within a reasonable time at a cost that does not exceed the cost provided in Chapter 119, Florida Statutes, or as otherwise provided by law.

- C. Ensure that public records that are exempt or confidential and exempt from public records disclosure requirements are not disclosed except as authorized by law for the duration of the contract term and following completion of the contract if the Vendor does not transfer the records to the public agency.
- D. Upon completion of the contract, transfer, at no cost, to the public agency all public records in possession of the Vendor or keep and maintain public records required by the public agency to perform the service. If the Vendor transfers all public records to the public agency upon completion of the contract, the Vendor shall destroy any duplicate public records that are exempt or confidential and exempt from public records disclosure requirements. If the Vendor keeps and maintains public records upon completion of the contract, the Vendor shall meet all applicable requirements for retaining public records. All records stored electronically must be provided to the public agency, upon request from the public agency's custodian of public records, in a format that is compatible with the information technology systems of the public agency.

IF VENDOR HAS QUESTIONS REGARDING THE APPLICATION OF CHAPTER 119, FLORIDA STATUTES, TO VENDOR'S DUTY TO PROVIDE PUBLIC RECORDS RELATING TO THIS CONTRACT, CONTACT THE CUSTODIAN OF PUBLIC RECORDS AT: CITY OF OCALA, OFFICE OF THE CITY CLERK; 352-629-8266; E-mail: clerk@ocalafl.org; City Hall, 110 SE Watula Avenue, Ocala, FL 34471.

- 29. **AUDIT.** Vendor shall comply and cooperate immediately with any inspections, reviews, investigations, or audits relating to this Agreement as deemed necessary by the Florida Office of the Inspector General, the City's Internal or External auditors or by any other Florida official with proper authority.
- 30. **PUBLICITY.** Vendor shall not use City's name, logo, seal or other likeness in any press release, marketing materials, or other public announcement without City's prior written approval.
- 31. **E-VERIFY.** In accordance with Executive Order 11-116, Vendor shall utilize the U.S. Agency of Homeland Security's E-Verify system, <https://e-verify.uscis.gov/emp>, to verify the employment eligibility of all employees hired during the term of this Agreement. Vendor shall also require

all subcontractors performing work under this Agreement to utilize the E-Verify system for any employees they may hire during the term of this Agreement.

32. **CONFLICT OF INTEREST.** Vendor is required to have disclosed, with the submission of their bid, the name of any officer, director, or agent who may be employed by the City. Vendor shall further disclose the name of any City employee who owns, directly or indirectly, any interest in Vendor's business or any affiliated business entity. Any additional conflicts of interest that may occur during the contract term must be disclosed to the City of Ocala Procurement Department.
33. **WAIVER.** The failure or delay of any party at any time to require performance by another party of any provision of this Agreement, even if known, shall not affect the right of such party to require performance of that provision or to exercise any right, power or remedy hereunder. Any waiver by any party of any breach of any provision of this Agreement should not be construed as a waiver of any continuing or succeeding breach of such provision, a waiver of the provision itself, or a waiver of any right, power or remedy under this Agreement. No notice to or demand on any party in any circumstance shall, of itself, entitle such party to any other or further notice or demand in similar or other circumstances.
34. **SEVERABILITY OF ILLEGAL PROVISIONS.** Wherever possible, each provision of this Agreement shall be interpreted in such a manner as to be effective and valid under the applicable law. Should any portion of this Agreement be declared invalid for any reason, such declaration shall have no effect upon the remaining portions of this Agreement.
35. **INDEMNITY.** Vendor shall indemnify and hold harmless City and its elected officials, employees and volunteers against and from all damages, claims, losses, costs, and expenses, including reasonable attorneys' fees, which City or its elected officials, employees or volunteers may sustain, or which may be asserted against City or its elected officials, employees or volunteers, arising out of the activities contemplated by this Agreement including, without limitation, harm or personal injury to third persons during the term of this Agreement to the extent attributable to the actions of Vendor, its agents, and employees.
36. **NO WAIVER OF SOVEREIGN IMMUNITY.** Nothing herein is intended to waive sovereign immunity by the City to which sovereign immunity may be applicable, or of any rights or limits of liability existing under Florida Statute § 768.28. This term shall survive the termination of all performance or obligations under this Agreement and shall be fully binding until any proceeding brought under this Agreement is barred by any applicable statute of limitations.
37. **NOTICES.** All notices, certifications or communications required by this Agreement shall be given in writing and shall be deemed delivered when personally served, or when received if

by facsimile transmission with a confirming copy mailed by registered or certified mail, postage prepaid, return receipt requested. Notices can be concurrently delivered by e-mail. All notices shall be addressed to the respective parties as follows:

If to Vendor: Gresco Supply, Inc.
 Attention: Anthony Mells
 6421 County Road 219
 Wildwood, Florida 34785
 Phone: 352-748-9550
 E-mail: Anthony.mells@gresco.com

If to City of Ocala: Tiffany Kimball, Contracting Officer
 110 SE Watula Avenue, 3rd Floor
 Ocala, Florida 34471
 Phone: 352-629-8366
 Fax: 352-690-2025
 E-mail: tkimball@ocalafi.org

Copy to: Patrick G. Gilligan, Esquire
 Gilligan, Gooding, Franjola & Batsel, P.A.
 1531 SE 36th Avenue
 Ocala, Florida 34471
 Phone: 352-867-7707
 Fax: 352-867-0237
 E-mail: pgilligan@ocalalaw.com

38. **ATTORNEYS' FEES.** If any civil action, arbitration or other legal proceeding is brought for the enforcement of this Agreement, or because of an alleged dispute, breach, default or misrepresentation in connection with any provision of this Agreement, the successful or prevailing party shall be entitled to recover reasonable attorneys' fees, sales and use taxes, court costs and all expenses reasonably incurred even if not taxable as court costs (including, without limitation, all such fees, taxes, costs and expenses incident to arbitration, appellate, bankruptcy and post-judgment proceedings), incurred in that civil action, arbitration or legal proceeding, in addition to any other relief to which such party or parties may be entitled. Attorneys' fees shall include, without limitation, paralegal fees, investigative fees, administrative costs, sales and use taxes and all other charges reasonably billed by the attorney to the prevailing party.

39. **JURY WAIVER.** IN ANY CIVIL ACTION, COUNTERCLAIM, OR PROCEEDING, WHETHER AT LAW OR IN EQUITY, WHICH ARISES OUT OF, CONCERNS, OR RELATES TO THIS AGREEMENT, ANY AND ALL TRANSACTIONS CONTEMPLATED HEREUNDER, THE PERFORMANCE HEREOF, OR THE RELATIONSHIP CREATED HEREBY, WHETHER SOUNDING IN CONTRACT, TORT, STRICT LIABILITY, OR OTHERWISE, TRIAL SHALL BE TO A COURT OF COMPETENT JURISDICTION AND NOT TO A JURY. EACH PARTY HEREBY IRREVOCABLY WAIVES ANY RIGHT IT MAY HAVE TO A TRIAL BY JURY. NEITHER PARTY HAS MADE OR RELIED UPON ANY ORAL REPRESENTATIONS TO OR BY ANY OTHER PARTY REGARDING THE ENFORCEABILITY OF THIS PROVISION. EACH PARTY HAS READ AND UNDERSTANDS THE EFFECT OF THIS JURY WAIVER PROVISION.
40. **GOVERNING LAW.** This Agreement is and shall be deemed to be a contract entered and made pursuant to the laws of the State of Florida and shall in all respects be governed, construed, applied and enforced in accordance with the laws of the State of Florida.
41. **JURISDICTION AND VENUE.** The parties acknowledge that a majority of the negotiations, anticipated performance and execution of this Agreement occurred or shall occur in Marion County, Florida. Any civil action or legal proceeding arising out of or relating to this Agreement shall be brought only in the courts of record of the State of Florida in Marion County or the United States District Court, Middle District of Florida, Ocala Division. Each party consents to the exclusive jurisdiction of such court in any such civil action or legal proceeding and waives any objection to the laying of venue of any such civil action or legal proceeding in such court and/or the right to bring an action or proceeding in any other court. Service of any court paper may be effected on such party by mail, as provided in this Agreement, or in such other manner as may be provided under applicable laws, rules of procedures or local rules.
42. **REFERENCE TO PARTIES.** Each reference herein to the parties shall be deemed to include their successors, assigns, heirs, administrators, and legal representatives, all whom shall be bound by the provisions hereof.
43. **MUTUALITY OF NEGOTIATION.** Vendor and City acknowledge that this Agreement is a result of negotiations between Vendor and City, and the Agreement shall not be construed in favor

of, or against, either party because of that party having been more involved in the drafting of the Agreement.

44. **SECTION HEADINGS.** The section headings herein are included for convenience only and shall not be deemed to be a part of this Agreement.
45. **RIGHTS OF THIRD PARTIES.** Nothing in this Agreement, whether express or implied, is intended to confer any rights or remedies under or because of this Agreement on any persons other than the parties hereto and their respective legal representatives, successors and permitted assigns. Nothing in this Agreement is intended to relieve or discharge the obligation or liability of any third persons to any party to this Agreement, nor shall any provision give any third persons any right of subrogation or action over or against any party to this Agreement.
46. **AMENDMENT.** No amendment to this Agreement shall be effective except those agreed to in writing and signed by both parties to this Agreement.
47. **COUNTERPARTS.** This Agreement may be executed in counterparts, each of which shall be an original and all of which shall constitute the same instrument.
48. **ELECTRONIC SIGNATURE(S).** Vendor, if and by offering an electronic signature in any form whatsoever, will accept and agree to be bound by said electronic signature to all terms and conditions of this Agreement. Further, a duplicate or copy of the Agreement that contains a duplicated or non-original signature will be treated the same as an original, signed copy of this original Agreement for all purposes.
49. **ENTIRE AGREEMENT.** This Agreement, including exhibits, (if any) constitutes the entire Agreement between the parties hereto with respect to the subject matter hereof. There are no other representations, warranties, promises, agreements or understandings, oral, written or implied, among the Parties, except to the extent reference is made thereto in this Agreement. No course of prior dealings between the parties and no usage of trade shall be relevant or admissible to supplement, explain, or vary any of the terms of this Agreement. No representations, understandings, or agreements have been made or relied upon in the making of this Agreement other than those specifically set forth herein.
50. **LEGAL AUTHORITY.** Each person signing this Agreement on behalf of either party individually warrants that he or she has full legal power to execute this Agreement on behalf of the party for whom he or she is signing, and to bind and obligate such party with respect to all provisions contained in this Agreement.

IN WITNESS WHEREOF, the parties have executed this Agreement on the ____ day of
06 / 17 / 2020 _____, 2020

ATTEST:

CITY OF OCALA

Angel B. Jacobs

Jay A Musleh

Angel B. Jacobs
City Clerk

Jay A. Musleh
City Council President

Approved as to form and legality:

GRESKO SUPPLY, INC.

/s/ Robert W. Batsel, Jr.

Todd K. McLellan

Robert W. Batsel, Jr.
Assistant City Attorney

By: Todd K. McLellan
(Printed Name)

Title: Todd K. McLellan

(Vice President or higher)

Ocala Electric Utility ("OEU") provides electric service to customers within the City of Ocala and portions of Marion County, Florida. OEU is a public electric utility with over 42,600 residential customers, 8,300 commercial customers and 1,048 large industrial customers in a 160-square mile service area.

Vendor services shall include the procurement, stocking, and immediate delivery of ester oil-filled, high use, single-phase and three-phase pad and pole mount transformers for OEU on an as needed basis to assure that City has an adequate number of transformers in reserve at all times throughout the term of the Agreement. All Vendor services shall be expected to meet the needs of the City at all times, to include the immediate delivery of materials during the occurrence of catastrophic events (i.e., storms, hurricanes, tornadoes, etc.).

Vendor's services shall be completed as indicated in the Agreement and Contract Documents. All transformers provided under the Agreement must conform to all codes and standards applicable to this type of work including, but not limited to, the latest American National Standards Institute (ANSI) and National Electrical Manufacturers Association (NEMA) Standards.

City will guarantee the purchase of any and all transformers held under contract at the end of the bid's life.

A. Vendor Requirements

1. Vendor shall provide a flatbed truck for the delivery of transformers to City's warehouse facility or other required jobsite.
2. Vendor shall be responsible for offloading of transformers as needed or requested by the City Project Manager, or other designated representative.

B. Inventory

1. City's transformer reserve stocking quantities have been comprehensively developed to best of City's ability and are attached hereto as Exhibit C – Transformer Stocking Quantities.
2. City's reserve quantity is equal to normal stock plus an additional forty percent (40%).

3. On average, city's reserve quantities will consist of:
 - a. two hundred fifty (250) pole-mount transformers in varying single and three phase sizes; and
 - b. seventy (70) pad-mount transformers in varying single and three phase sizes;
4. City shall evaluate its transformer inventory monthly.
5. City and Vendor shall have quarterly reviews (every three months) to review escalating and de-escalating prices and stocking.
6. Materials and equipment furnished by Vendor shall be new.

Vendor Location

Vendor's place of business must be located within a one hundred (100) mile radius of the City's warehouse facility located at 1805 NE 30th Avenue, Building 700, Ocala, Florida 34470.

Exhibit B - PRICE PROPOSAL Single and 3 Phase Transformers

Gresco Utility Supply

Item No.	Stock #	Transformer <u>Ester Oil-filled ONLY</u>	UOM	Estimated Yearly Usage	BID PRICE
1	E04040003	3 KVA 7200 120/240 SINGLE PHASE POLEMOUNT	EA	10	\$637.89
2**	E04040015	15 KVA 7200 120/240 SINGLE PHASE POLEMOUNT**	EA	200	\$717.28
3**	E04040025	25 KVA 7200 120/240 SINGLE PHASE POLEMOUNT**	EA	200	\$853.40
4**	E04040050	50 KVA 7200 120/240 SINGLE PHASE POLEMOUNT**	EA	75	\$1,229.47
5	E04040075	75 KVA 7200 120/240 SINGLE PHASE POLEMOUNT	EA	5	\$1,695.79
6	E04040100	100 KVA 7200 120/240 SINGLE PHASE POLEMOUNT	EA	5	\$2,675.79
7	E04040167	167 KVA 7200 120/240 SINGLE PHASE POLEMOUNT	EA	1	\$3,514.74
8	E04040250	250 KVA 7200 120/240 SINGLE PHASE POLEMOUNT	EA	1	\$5,976.84
9	E04040500	500 KVA 7200 120/240 SINGLE PHASE POLEMOUNT	EA	1	not priced
10	E04050025	25 KVA 7200 240/480 SINGLE PHASE POLEMOUNT	EA	1	\$868.42
11	E04050050	50 KVA 7200 240/480 SINGLE PHASE POLEMOUNT	EA	1	\$1,300.00
12	E04050075	75 KVA 7200 240/480 SINGLE PHASE POLEMOUNT	EA	1	\$1,666.32
13	E04050167	167 KVA 7200 240/480 SINGLE PHASE POLEMOUNT	EA	1	\$3,637.89
14	E04050500	500 KVA 7200 240/480 SINGLE PHASE POLEMOUNT	EA	1	not priced
15	E04060025	25 KVA 7200 277/480 SINGLE PHASE POLEMOUNT	EA	1	\$875.79
16	E04060050	50 KVA 7200 277/480 SINGLE PHASE POLEMOUNT	EA	1	\$1,256.84
17	E04060075	75 KVA 7200 277/480 SINGLE PHASE POLEMOUNT	EA	1	\$1,607.37
18	E04060100	100 KVA 7200 277/480 SINGLE PHASE POLEMOUNT	EA	1	\$2,397.89
19	E04060167	167 KVA 7200 277/480 SINGLE PHASE POLEMOUNT	EA	1	\$3,329.47
20	E04060250	250 KVA 7200 277/480 SINGLE PHASE POLEMOUNT	EA	1	\$4,722.11
21	E04060333	333 KVA 7200 277/480 SINGLE PHASE POLEMOUNT	EA	1	\$6,727.37
22	E04060500	500 KVA 7200 277/480 SINGLE PHASE POLEMOUNT	EA	1	not priced
23	E04060667	667 KVA 7200 277/480 SINGLE PHASE POLEMOUNT	EA	1	not priced
24	E04060833	833 KVA 7200 277/480 SINGLE PHASE POLEMOUNT	EA	1	not priced

Item No.	Stock #	Transformer <u>Ester Oil-filled ONLY</u>	UOM	Estimated Yearly Usage	BID PRICE
25	E05040045	45 KVA 7200 120/208 THREE PHASE PADMOUNT	EA	3	\$5,994.79
26	E05040075	75 KVA 7200 120/208 THREE PHASE PADMOUNT	EA	3	\$6,320.83
27	E05040150	150 KVA 7200 120/208 THREE PHASE PADMOUNT	EA	4	\$8,164.58
28	E05040225	225 KVA 7200 120/208 THREE PHASE PADMOUNT	EA	1	\$9,186.46
29	E05040300	300 KVA 7200 120/208 THREE PHASE PADMOUNT	EA	1	\$9,975.00
30	E05040500	500 KVA 7200 120/208 THREE PHASE PADMOUNT	EA	1	\$13,211.46
31	E05040750	750 KVA 7200 120/208 THREE PHASE PADMOUNT	EA	1	\$20,138.54
32	E05041000	1000 KVA 7200 120/208 THREE PHASE PADMOUNT	EA	1	\$21,847.92
33**	E05050025	25 KVA 7200 240/120 SINGLE PHASE PADMOUNT**	EA	30	\$1,644.21
34**	E05050050	50 KVA 7200 240/120 SINGLE PHASE PADMOUNT**	EA	30	\$2,249.47
35	E05050075	75 KVA 7200 240/120 SINGLE PHASE PADMOUNT	EA	5	\$2,723.16
36	E05050100	100 KVA 7200 240/120 SINGLE PHASE PADMOUNT	EA	5	\$3,090.53
37	E05050167	167 KVA 7200 240/120 SINGLE PHASE PADMOUNT	EA	1	\$4,693.68
38	E05050300	300 KVA 7200 240/120 THREE PHASE PADMOUNT	EA	1	\$11,538.54
39	E05050500	500 KVA 7200 240/120 THREE PHASE PADMOUNT	EA	1	\$12,907.29
40	E05070075	75 KVA 7200 480Y/277 THREE PHASE PADMOUNT	EA	1	\$6,318.75
41	E05070150	150 KVA 7200 480Y/277 THREE PHASE PADMOUNT	EA	1	\$7,680.21
42	E05070500	500 KVA 7200 480Y/277 THREE PHASE PADMOUNT	EA	1	\$12,801.04
43	E05070750	750 KVA 7200 480Y/277 THREE PHASE PADMOUNT	EA	1	\$20,238.54
44	E05071500	1500 KVA 7200 480Y/277 THREE PHASE PADMOUNT	EA	2	\$25,834.38
45	E05072000	2000 KVA 7200 480/277 THREE PHASE PADMOUNT	EA	1	\$29,700.00
46	E05072500	2500 KVA 7200 480/277 THREE PHASE PADMOUNT	EA	1	\$35,192.71
47	E05070225	225 KVA 7200 480Y/277 THREE PHASE PADMOUNT	EA	1	\$9,038.54
48	E05070300	300 KVA 7200 480/277 THREE PHASE PADMOUNT	EA	1	\$10,881.25
49	E05071000	1000 KVA 7200 480/277 THREE PHASE PADMOUNT	EA	1	\$20,996.88

****Items ALWAYS REQUIRED in City's stocking arrangements**

ALL ITEMS MUST BE PRICED AND AVAILABLE FOR STOCKING IF REQUIRED.

**EXHIBIT C -
TRANSFORMER RESERVE STOCKING QUANTITIES**

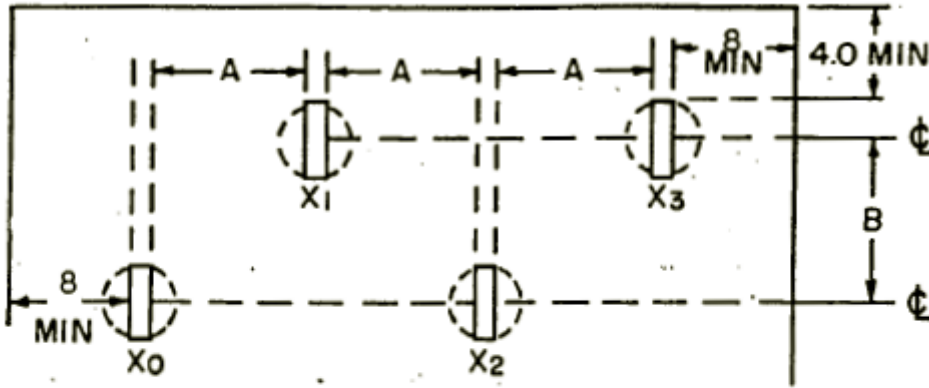
Line Item #	Item Code	Description	Normal Stock Qty	40% of Normal Qty	Minimum Reserve Qty to Stock
2	**04040015	TRAN CON 7200 120/240 15KVA PL MT	70	28	98
3	**04040025	TRAN CON 7200 120/240 25KVA PL MT	70	28	98
4	**04040050	TRAN CON 7200 120/240 50KVA PL MT	35	15	50
33	**05050025	TRAN 7200 240/120 25KVA PD MT 1PH	20	10	30
34	**05050050	TRAN 7200 240/120 50KVA PD MT 1PH	20	10	30

Items always required in City's stocking arrangement – all items must be priced and available for stocking if required

Plus possible 3 - 3 phase Pad Mounts sizes undetermined at this time

Figure 1

1. Low-Voltage Terminal Arrangements are as per drawing below.



kVA	A	B
75-150	5	6
225-2500	6	8

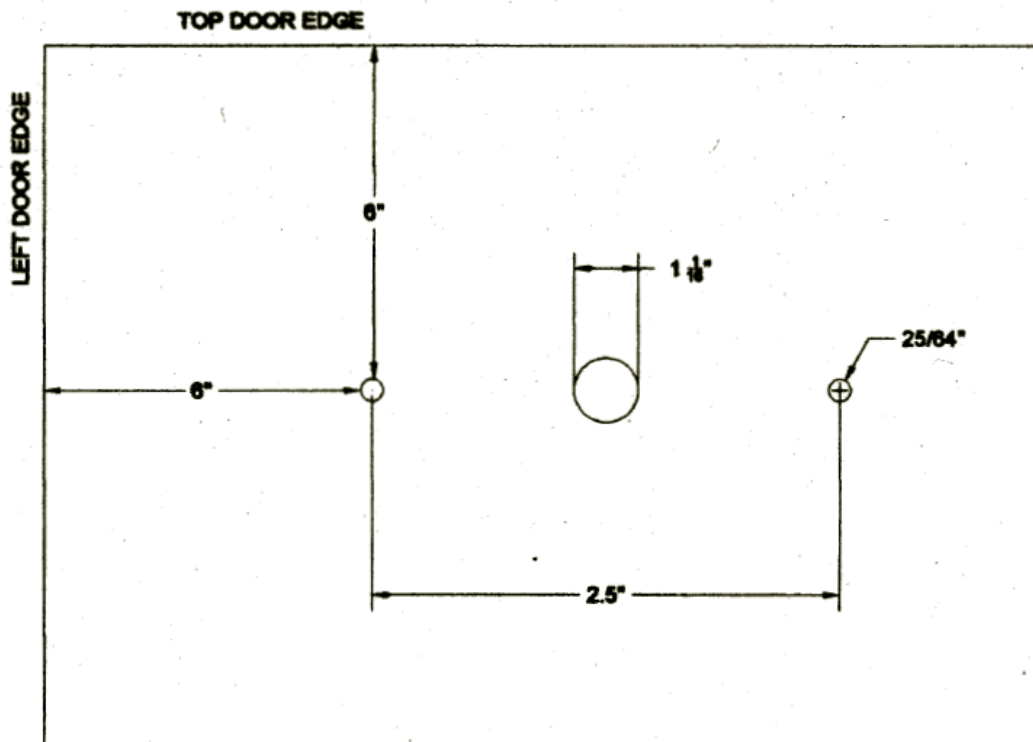
All dimensions in inches
 Staggered Low-Voltage Terminal Arrangement

Figure 1

2. Secondary bushing heights to be as per ANSI specifications.
3. All units are to include a Liquid Level and Temperature Gauge.
4. Low voltage spade terminals shall be on all units per chart below:

KVA	208y/120	480y/277
75	4 hole	N/A
150	6 hole	N/A
225	6 hole	6 hole
300	10 hole	10 hole
500	10 hole	10 hole
750	10 hole	10 hole
1000	10 hole	10 hole
1500	10 hole	10 hole
2000	N/A	10 hole
2500	N/A	10 hole

5. All transformer access hole shall be a minimum of 16" x 24" and sealed from weather using conventional methods.
6. Fault Indicator Mounting Template as per drawing below:



Fault Indicator Mounting Template

1. Mounting shall be on upper left of primary door.
2. Tamper proof cover plate shall be factory supplied and installed using stainless steel bolts and painted to match transformer.

GENERAL SPECIFICATIONS FOR SINGLE PHASE PAD MOUNT TRANSFORMERS
7200/12470Y

Electrical Specifications:

High voltage shall be 12,470/7,200Y, low voltage 120/240, 60 Hertz; Class OA, with ester oil; 65 deg. C. rise. Transformers shall be of loop feed design with no switching. High voltage bushings shall be of dead front construction consisting of bushing wells and removable bushing well inserts to accept all standard 8.3/14.4 KV 200 Amp safe break elbow terminators, and equipped with one storage bushing bracket adjacent to high voltage bushings. Transformers shall be equipped with R.T.E. bayonet type oil immersed high voltage fuse with combination fault sensing and overload sensing fuse link or approved oil immersed equal high voltage fuse. Low voltage bushings shall be furnished with 5/8" threaded studs for transformers below 100 KVA and 1" threaded stud for sizes 100 KVA and larger. Auto pressure relief device with pull ring for hook stick operation to be located within the locked compartments. Included brass nuts for 5/8" and 1" threaded studs. Primary and secondary bushings shall be arranged to conform to ANSI standard C57.12.25-1990 Type 2. All transformers shall be supplied with sequential identification numbers per Uticom catalog number # U358HS15-#. All transformers shall have an owner specified warning label affixed to the exterior side of the door per Uticom catalog number U6075W-OEU-08.

Physical Specifications:

Transformers shall be of low profile design with pitched top to facilitate water run-off. High and low voltage compartments shall be completely sealed when door is closed with no exposed removable parts. A captive penta head bolt shall be provided for securing the door combined with a recessed integral locking provision to accommodate a standard padlock. The door shall be mounted with stainless steel hinge pins. The finish coat of paint shall be Munsell pad mount green 7GY3.29/11.5.

Information to be supplied with Bid:

One set of name plate prints and outline drawings showing location and description of equipment and dimensions of transformers including primary and secondary compartments shall be submitted for approval with the bid on each size and type. Bidders shall supply unit price and data on average impedance and average watts loss (both No-Load Loss and Load Loss) on each bid item. The successful bidder shall submit the following manufacturer transformer data via e-mail in ASCII format; manufacturer's name, date of manufacture, KVA size, high and low voltage rating, serial number, actual No-Load Losses (NLL) and Load Losses (LL), percent impedance, and Ocala Electric Utility stock number.

The following formula will be used to evaluate the bids:

Residential & Commercial:

$$\text{Total Ownership Cost} = \text{Unit Price} + 7.019 (\text{No-Load loss}) + 4.301 (\text{Load Loss})$$

Nameplate and PCB Information

Nameplates shall be made of stainless steel or anodized aluminum and permanently marked with essential operating data and shall meet ANSI Standard C57.12.00 latest version. Transformer oil shall contain natural ester oil, containing no PCB's, and the nameplate shall indicate same.

Delivery Information:

Delivery shall be on a flatbed truck/trailer, transformers to be arranged so they can be accessed from the side for unloading in the storage yard - UTILITY SERVICES WAREHOUSE shall be notified 24 hours prior to delivery by phone, (352) 351-6705, reference must be made to the City of Ocala Purchase Order Number, quantity, and weight of transformers being shipped.

Manufacturers

ABB
Central Moloney
Cooper Power
Ermco
GE or GE Prolec
Howard Industries
Kuhlman
Pauwels

GENERAL SPECIFICATIONS FOR SINGLE PHASE POLE MOUNTED TRANSFORMERS
7200/12470Y

Electrical Specifications

Single voltage overhead conventional pole type; 7200/12470Y (secondary voltage to be specified), 60 Hertz; Class OA; 65 deg. C. rise; no taps unless otherwise specified, complete with ester oil; two primary cover bushings; Low-voltage tank-wall bushings with tin-plated clamp type eyelet terminals to accommodate copper and aluminum conductor or secondary connectors with a minimum 5/8" stud. Transformer tank to be equipped with automatic pressure relief valve with external release for manual operation with switch stick; transformers to conform to latest ANSI and NEMA Standards. All transformers to be equipped with two (2) hanger brackets on same side of transformer. Each transformer shall have an arrester mounted to the transformer tank by means of an "L" type bracket OEU Stock # E02-05-0050. (This kit contains a flat copper ground strap, a 16" piece of #4 insulated stranded copper conductor with 3/8" terminal lugs at both ends, 2 mounting bolts, and 2 washers). The arrester shall comply with OEU AURSI catalog number E02-01-0009. All transformers shall be supplied with owner specified sequential identification numbers per Uticom Catalog number U358HS15-#.

All 167 KVA and larger transformers shall have 2 , 2 1/2 % taps above and two 2 1/2 % taps below rated voltage with an external operating handle.

All single phase pole mount 833 KVA transformers shall have two primary bushings wells compatible with 8.3 KV 200 amp primary loadbreak elbow terminators.

Bidders shall supply user price and data on average impedance and average watts loss (both No-Load Loss and Load Loss) on each bid item. The successful bidder shall submit the following transformer data via e-mail in ASCII format; manufacturer's name, date of manufacture, KVA size, high and low voltage rating, serial number, actual No-Load Losses (NLL) and Load Losses (LL), percent impedance, and Ocala Electric Utility stock number. The following formula will be used to evaluate the bids:

Residential & Commercial:

$$\text{Total Ownership Cost} = \text{Unit Price} + 7.019 (\text{No-Load Loss}) + 4.301 (\text{Load Loss})$$

Nameplate and PCB Information

Nameplate shall be made of stainless steel or anodized aluminum and permanently marked with essential operating data and shall meet ANSI Standard C-57.12.00 latest version. Transformer oil shall contain natural ester oil, containing no PCB's, and the nameplate shall indicate same. Each transformer's secondary lead shall be permanently marked with the letter A, B, C, or D corresponding to the nameplate diagram, by stamping the metal ends.

Delivery Information

Delivery shall be on a flatbed truck/trailer, transformers to be arranged so they can be accessed from the side for unloading in the storage yard - UTILITY SERVICES WAREHOUSE shall be notified 24 hours prior to delivery by phone, (352) 351-6715, reference must be made to the City of Ocala Purchase order number, quantity, and weight of transformers being shipped.

GENERAL SPECIFICATIONS FOR THREE PHASE PAD MOUNT TRANSFORMERS
7200/12470Y

Electrical Specifications:

High voltage shall be 12,470/7,200V, low voltage shall be 120/208V wye or 277/480V wye, or 120/240V delta with center tap, 60 Hertz; Class OA, with ester oil; 65 deg. C. Rise. Transformers shall be of loop feed design with no switching. High voltage bushing shall be of dead front construction consisting of bushing wells and removable bushing well inserts to accept all standard 8.3/14.4 KV 200 Amp safe break elbow terminators, and equipped with three storage bushing bracket adjacent to high voltage bushings. The transformer shall be equipped with R.T.E. bayonet type sensing and overload sensing fuse links or approved oil immersed equal high voltage fuse. Low voltage bushings shall be furnished with spade type terminals with holes on NEMA standard spacing. Auto pressure relief device with pull ring for hook stick operation to be located within the locked compartments. All transformers shall be supplied with sequential identification numbers per Uticom catalog number # U358HS15-#. All transformers shall have an owner specified warning label affixed to the exterior side of the door per Uticom catalog number U6075W-OEU-08.

Physical Specifications:

Transformers shall be of profile design. High and low voltage compartments shall be completely sealed when doors are closed with no exposed removable parts and with a captive penta head bolt for securing both doors and a recessed pad lockable door handle. The high voltage compartment shall be on the left, separated from the low voltage compartment by the fixed steel barrier. It shall be impossible to open the door of the high voltage compartment without having first opened the door of the low voltage compartment. Transformers shall be designed with provisions for installation on a flat concrete pad. The base of both compartments shall be open to provide maximum accessibility for conduits and/or conductors. Color transformers to be Munsell pad mount green.

All transformers 500 KVA and larger shall have externally operated no-load high voltage tap changers. Taps to be two 2 1/2% above and two 2 1/2% below normal voltage.

All transformers with a rating of 150 KVA and above shall have an access hole located in the top of the oil filled compartment, centered laterally and 6 inches behind the bushing mounting surface. This access hole shall be 16 inches x 24 inches in area and sealed from weather using conventional methods. All transformers will have 1 inch gate valve and plug located in the bottom-right of the primary compartment. The valve shall be located 6 inches away from the walls of the transformer to allow easy operation by hand. Park bushing stands located in primary compartment will comply with ANSI Standards C57.12.26 figure 2. Secondary bushing on all transformers shall be at least 36 inches but will not exceed 48 inches from the bottom of the transformer. Spacing of the secondary bushings shall conform to Figure-1 of this specification. All drip plates located below the bayonet fuses shall inhibit the oil from making contact with the primary bushings. It shall also drain itself away from the primary bushing. THE LOW VOLTAGE BUSHINGS ON UNITS RATED 150 KVA AND LARGER SHALL BE SUPPORTED WITH AN INSULATING MATERIAL in a manner designed to counteract any downward forces resulting from the connection of multiple cables to the bushings.

Information to be supplied with Bid:

One set of nameplate prints and outline drawings showing location and description of equipment and dimensions of transformers including primary and secondary compartments shall be submitted for approval with the bid on each size and type. Bidders shall supply the unit price and data on average impedance and average watts loss (both No-Load Loss and Load Loss) for each bid item. The successful bidder shall submit the following manufacturer transformer data via e-mail in ASCII format; manufacturer's name, date of manufacture, KVA size, high and low voltage rating, serial number, actual No-Load Losses (NLL) and Load Losses (LL), percent impedance, and Ocala Electric Utility stock number.

The following formula will be used to evaluate the bids:

$$\text{Total Ownership Cost} = \text{Unit Price} + 7.019 (\text{No-Load Loss}) + 4.301 (\text{Load Loss})$$

Nameplate and PCB Information

Nameplates shall be made of stainless steel or anodized aluminum and permanently marked with essential operating data and shall meet ANSI Standard C57.12.00 latest version. Transformer oil shall contain natural ester oil, containing no PCB's, and the nameplate shall indicate same.

Delivery Information:

Delivery shall be on a flatbed truck/trailer, transformers to be arranged so they can be accessed from the side for unloading in the storage yard - UTILITY SERVICES WAREHOUSE shall be notified 24 hours prior to delivery by phone, (352) 351-6715, reference must be made to the City of Ocala Purchase Order Number, quantity, and weight of transformers being shipped.

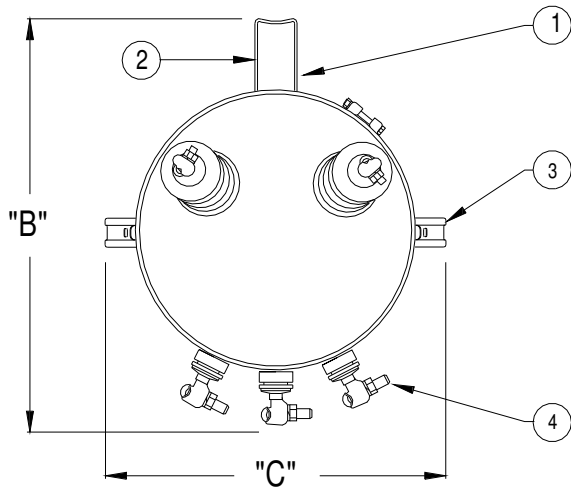
Manufacturers

ABB
Central Moloney
Cooper Power
Ermco
GE or GE Prolec
Howard Industries
Kuhlman
Pauwels

"B" & "C" Dimensions include arresters & radiators if applicable.

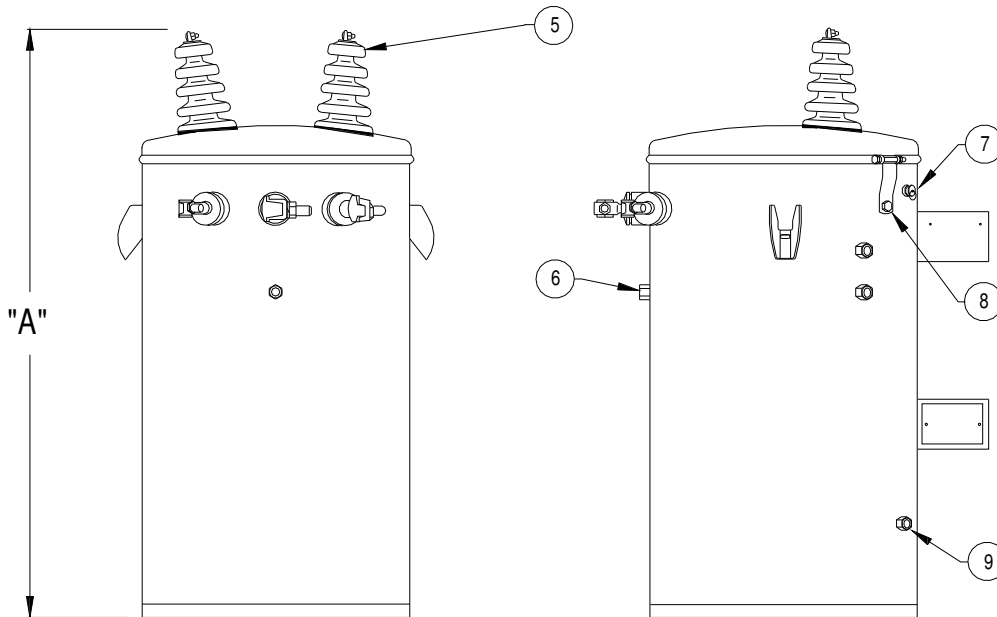
H.V. : 7200/12470Y 95BIL 2BU CSP CONV
 L.V. : 120/240 3 OR 4 LVBU (INTERLACED) 30 BIL

TAPS: NO TAPS



PART	DESCRIPTION	QUANTITY
1	HANGER BRACKET TYPE: A	1 SET
2	NAMEPLATE (ON LOWER BRACKET) TYPE: (1) ALUMINUM NAMEPLATE (STANDARD)	1
3	LIFTING LUGS	2
4	LOW VOLTAGE BUSHINGS TYPE: GenThermSet/Plast w/Eye-NoSmall1's	3
5	HIGH VOLTAGE BUSHINGS TYPE: STANDARD HV BUSHING	2
6	GROUNDING PROVISION: (AS REQ. BY ANSI STD)	1
7	P.R.V.: GENERIC 10PSI 50SCFM w/FR3 (02or32)	1
8	COVER GROUND STRAP	1
9	TANK GROUNDING PROVISION: NO GROUND LUGS	2

ADDITIONAL FEATURES
 TAP or DUAL VOLTAGE SWITCH: NOT REQUIRED
 EXTERNAL ARR. : HV: 10 KV EVOLUTION HD(18"7.5kV#4wire&2rt's)
 Oil TYPE: ENVIROTEMP-FR3
 TK | CVR: MS | 3kV MS
 CVR BAND: 3kV MS



ITEM AND/OR STOCK #	KVA	DIMENSIONS IN INCHES			APPROX. GAL. OIL	APPROX. WEIGHT LBS.
		A	B	C		
1	3	30.9	19.6	23.9	8	216
2	15	30.9	21.6	25.8	9	350
3	25	32.9	23.6	26	13	478



ERMCO

CUSTOMER:
CITY OF OCALA - GRESCO

RFQ/SPEC #:

SCALE:
NTS

DATE:
01/22/20

BY:
WNC

QUOTE NUMBER:
563960

1H2B 08-19-05

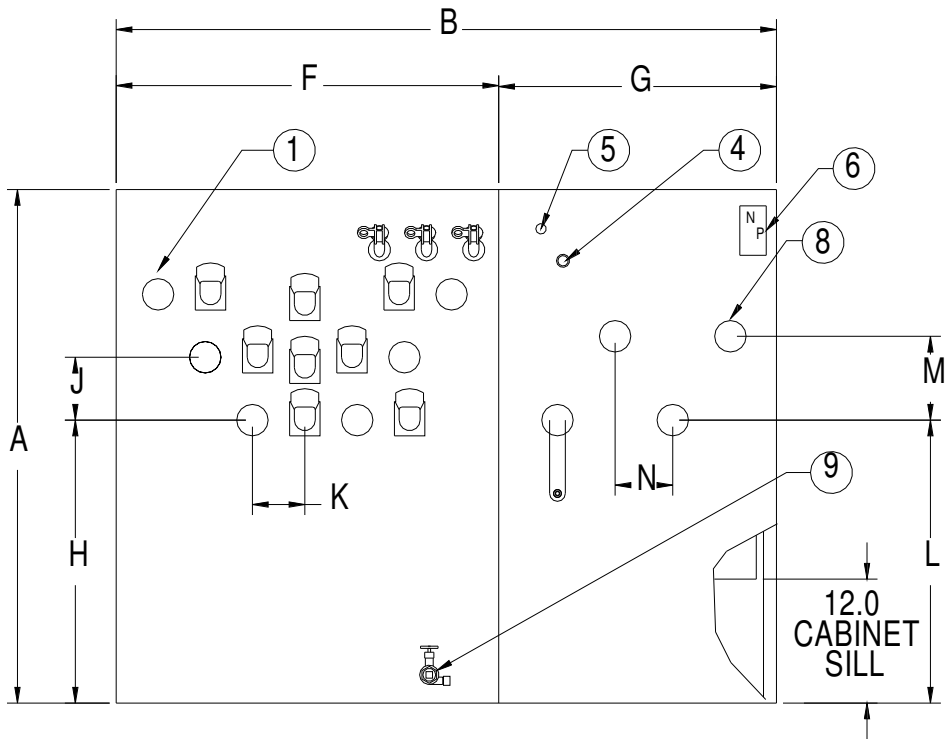
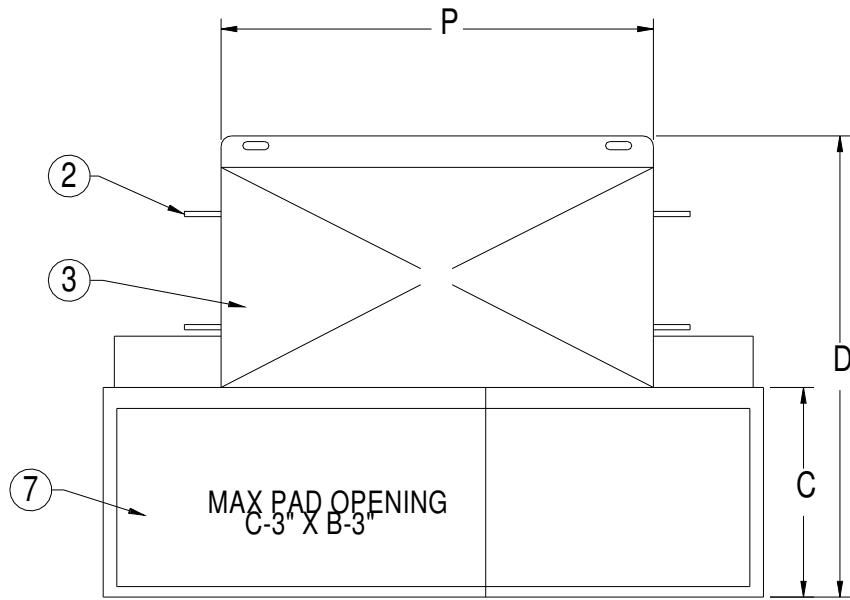
**** UNCONTROLLED ****

CUSTOMER: CITY OF OCALA - GRESCO

RFQ/Spec: _____

ERMCO Quote#: 564629

For detail information about the transformer, refer to the ERMCO quote documents.



Quote

Item	kVA	A	B	C	D	E	F	G	H	J	K	L	M	N
19	300	57	72.5	20	47.5	N/A	36.5	35.5	27	6	5	36	8	6.33

STANDARD FEATURES

- 1 HV Bushing
- 2 Lifting Lugs
- 3 Bolted Cover
- 4 1" Upper Fill Plug
- 5 Pressure Relief Valve
- 6 Nameplate
- 7 Hinged Top Cabinet
- 8 LV Bushing
- 9 Drain Valve w/Sampler

Quote

Item	P	Q	Wt(lbs)	Oil(gn)
19	53	N/A	5250	218

3 Phase Quotation Drawing
 For Dimensional Purposes Only
 All Features and Accessories Not Shown



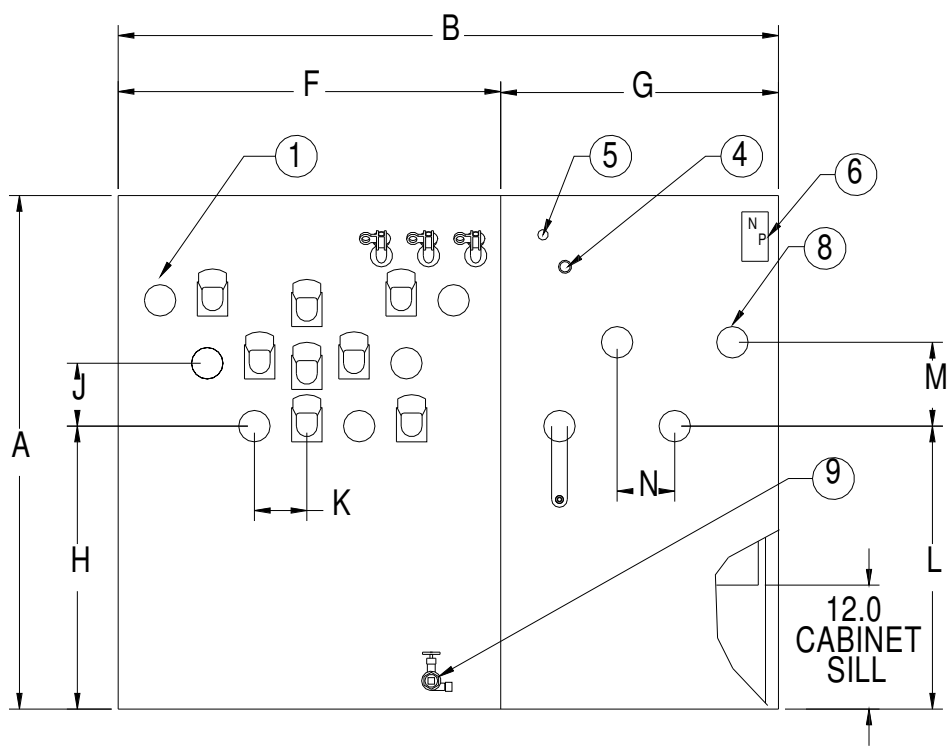
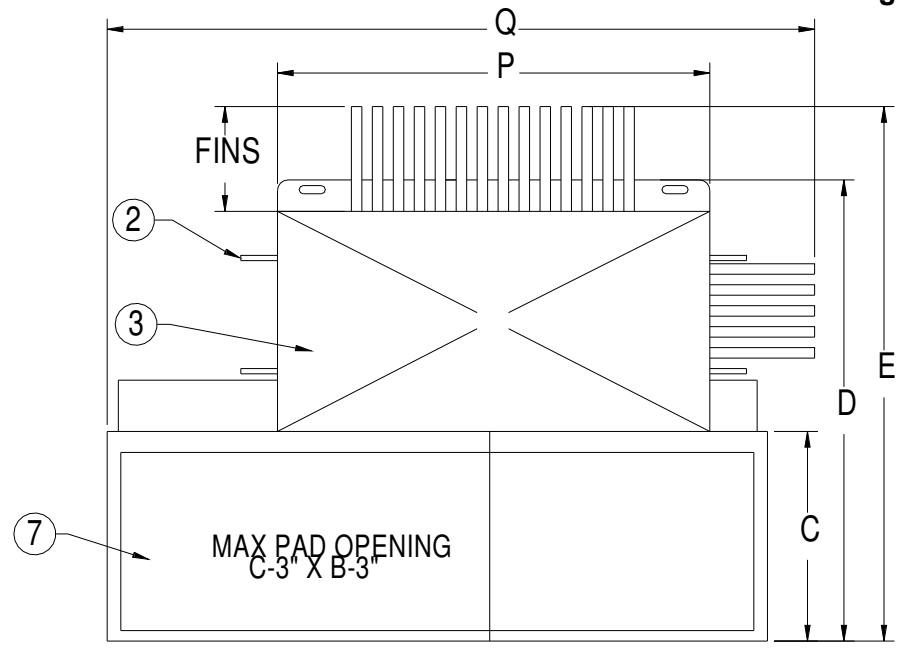
ISSD BY: CH DATE: 01/28/20

CUSTOMER: CITY OF OCALA - GRESCO

RFQ/Spec: _____

ERMCO Quote#: 564629

For detail information about the transformer, refer to the ERMCO quote documents.



Quote

Item	kVA	A	B	C	D	E	F	G	H	J	K	L	M	N
16	2000	68	75.5	24	59.5	66.5	39.5	35.5	27	6	5	46	8	6.33

STANDARD FEATURES

- 1 HV Bushing
- 2 Lifting Lugs
- 3 Bolted Cover
- 4 1" Upper Fill Plug
- 5 Pressure Relief Valve
- 6 Nameplate
- 7 Hinged Top Cabinet
- 8 LV Bushing
- 9 Drain Valve w/Sampler

Quote

Item	P	Q	Wt(lbs)	Oil(gn)
16	73	84	14009	471

3 Phase Quotation Drawing
 For Dimensional Purposes Only
 All Features and Accessories Not Shown



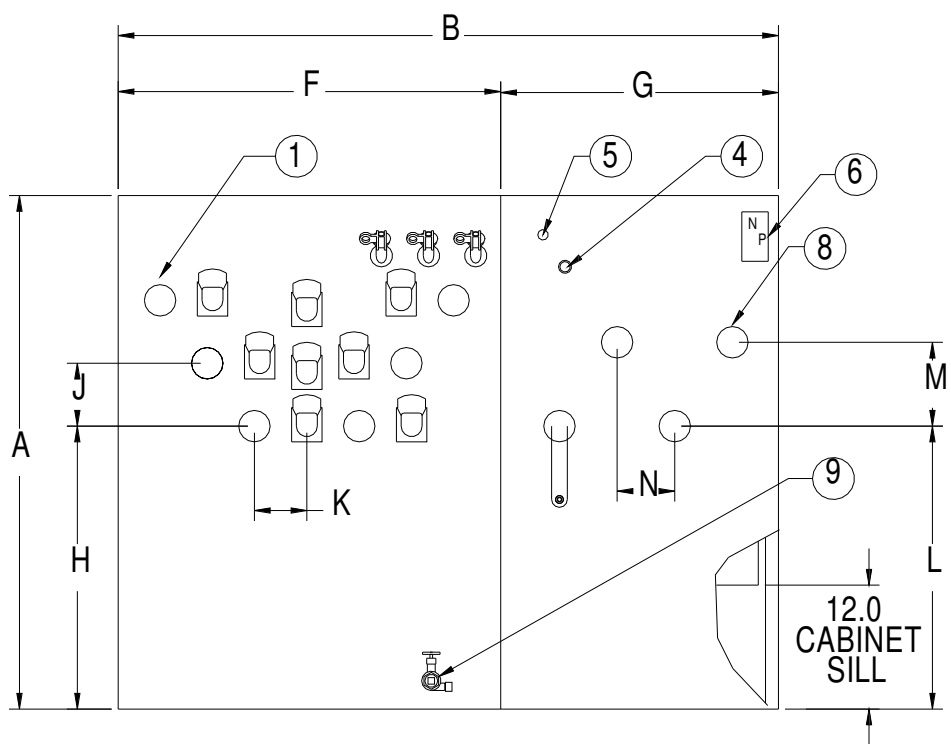
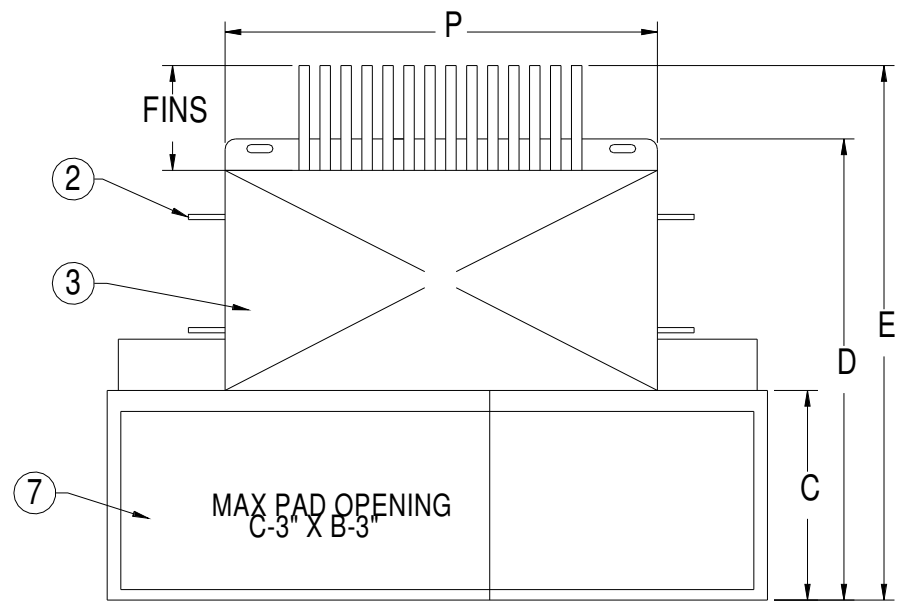
ISSD BY: CH DATE: 01/28/20

CUSTOMER: CITY OF OCALA - GRESCO

RFQ/Spec:

ERMCO Quote#: 564629

For detail information about the transformer, refer to the ERMCO quote documents.



Quote

Item	kVA	A	B	C	D	E	F	G	H	J	K	L	M	N
6	500	57	72.5	24	51.5	58.5	36.5	35.5	27	6	5	36	8	6.33
7	750	63	72.5	24	55.5	62.5	36.5	35.5	27	6	5	46	8	6.33
8	1000	63	72.5	24	57.5	64.5	36.5	35.5	27	6	5	46	8	6.33
10	500	57	72.5	24	51.5	58.5	36.5	35.5	27	6	5	36	8	6.33
14	750	63	72.5	24	55.5	62.5	36.5	35.5	27	6	5	46	8	6.33
15	1500	63	72.5	24	59.5	66.5	36.5	35.5	27	6	5	46	8	6.33
17	2500	68	75.5	24	63.5	82.5	39.5	35.5	27	6	5	46	8	6.33
20	1000	63	72.5	24	57.5	64.5	36.5	35.5	27	6	5	46	8	6.33

STANDARD FEATURES

- 1 HV Bushing
- 2 Lifting Lugs
- 3 Bolted Cover
- 4 1" Upper Fill Plug
- 5 Pressure Relief Valve
- 6 Nameplate
- 7 Hinged Top Cabinet
- 8 LV Bushing
- 9 Drain Valve w/Sampler

Quote

Item	P	Q	Wt(lbs)	Oil(gn)
6	57	N/A	6051	239
7	63	N/A	9428	312
8	63	N/A	10110	352
10	57	N/A	6011	238
14	68	N/A	9686	340
15	68	N/A	12181	372
17	73	N/A	15407	540
20	68	N/A	8298	378
---	---	---	---	---
---	---	---	---	---

3 Phase Quotation Drawing
 For Dimensional Purposes Only
 All Features and Accessories Not Shown

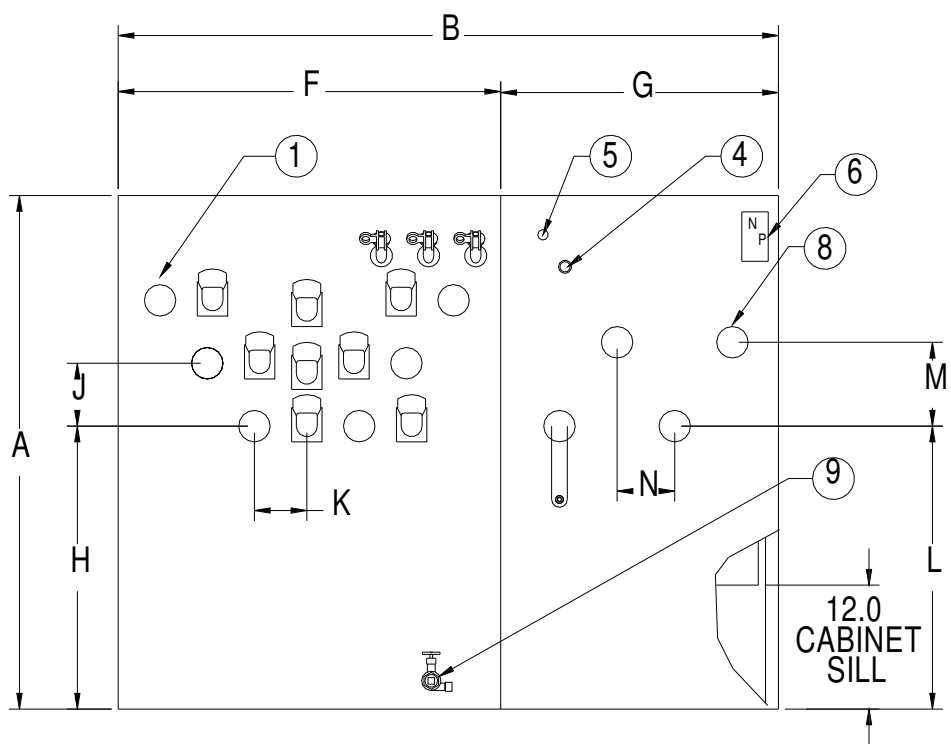
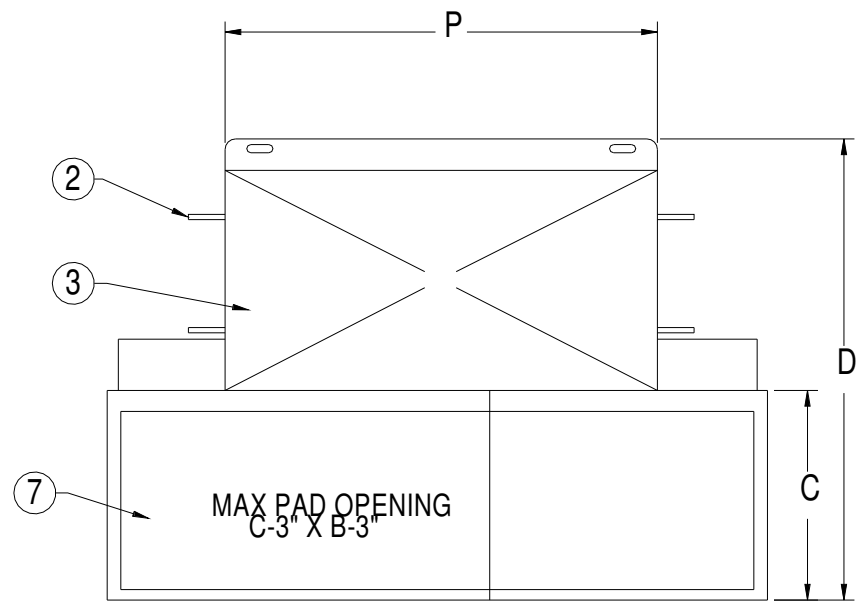
ERMCO
 ISSD BY: CH DATE: 01/28/20
 REV: 1 DATE: 01/28/20
 SCALE: NTS

CUSTOMER: CITY OF OCALA - GRESCO

RFQ/Spec: _____

ERMCO Quote#: 564629

For detail information about the transformer, refer to the ERMCO quote documents.



Quote

Item	kVA	A	B	C	D	E	F	G	H	J	K	L	M	N
1	45	57	69.5	20	41.5	N/A	36.5	32.5	27	6	5	36	6	5.33
2	75	57	69.5	20	41.5	N/A	36.5	32.5	27	6	5	36	6	5.33
3	150	57	69.5	20	45.5	N/A	36.5	32.5	27	6	5	36	6	5.33
4	225	57	72.5	20	45.5	N/A	36.5	35.5	27	6	5	36	8	6.33
5	300	57	72.5	20	45.5	N/A	36.5	35.5	27	6	5	36	8	6.33
9	300	57	72.5	20	47.5	N/A	36.5	35.5	27	6	5	36	8	6.33
11	75	57	69.5	20	41.5	N/A	36.5	32.5	27	6	5	36	6	5.33
12	150	57	69.5	20	43.5	N/A	36.5	32.5	27	6	5	36	6	5.33
13	500	57	72.5	20	49.5	N/A	36.5	35.5	27	6	5	36	8	6.33
18	225	57	72.5	20	45.5	N/A	36.5	35.5	27	6	5	36	8	6.33

STANDARD FEATURES

- 1 HV Bushing
- 2 Lifting Lugs
- 3 Bolted Cover
- 4 1" Upper Fill Plug
- 5 Pressure Relief Valve
- 6 Nameplate
- 7 Hinged Top Cabinet
- 8 LV Bushing
- 9 Drain Valve w/Sampler

Quote

Item	P	Q	Wt(lbs)	Oil(gn)
1	49	N/A	3034	182
2	49	N/A	3195	178
3	49	N/A	4096	202
4	53	N/A	4575	214
5	53	N/A	4897	206
9	57	N/A	5636	231
11	49	N/A	3195	178
12	49	N/A	3827	184
13	57	N/A	6008	248
18	53	N/A	4563	212

3 Phase Quotation Drawing
 For Dimensional Purposes Only
 All Features and Accessories Not Shown

ERMCO

ISSD BY: CH DATE: 01/28/20

Doc ID: 1d8a1a62642e7b19588705680eadf5872870e

H. V.: 12470GRDY/7200 95BIL 1BU

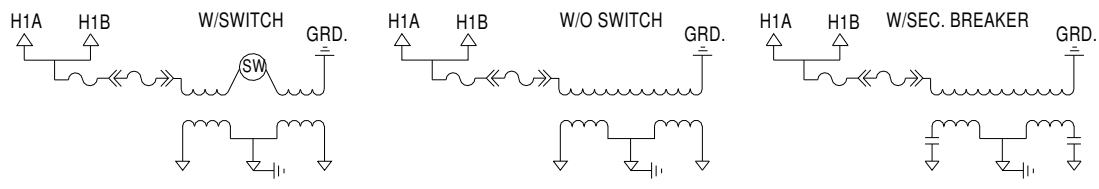
EXHIBIT H - Figure for ERMCO Transformers

CONTRACT #: ELE/190961

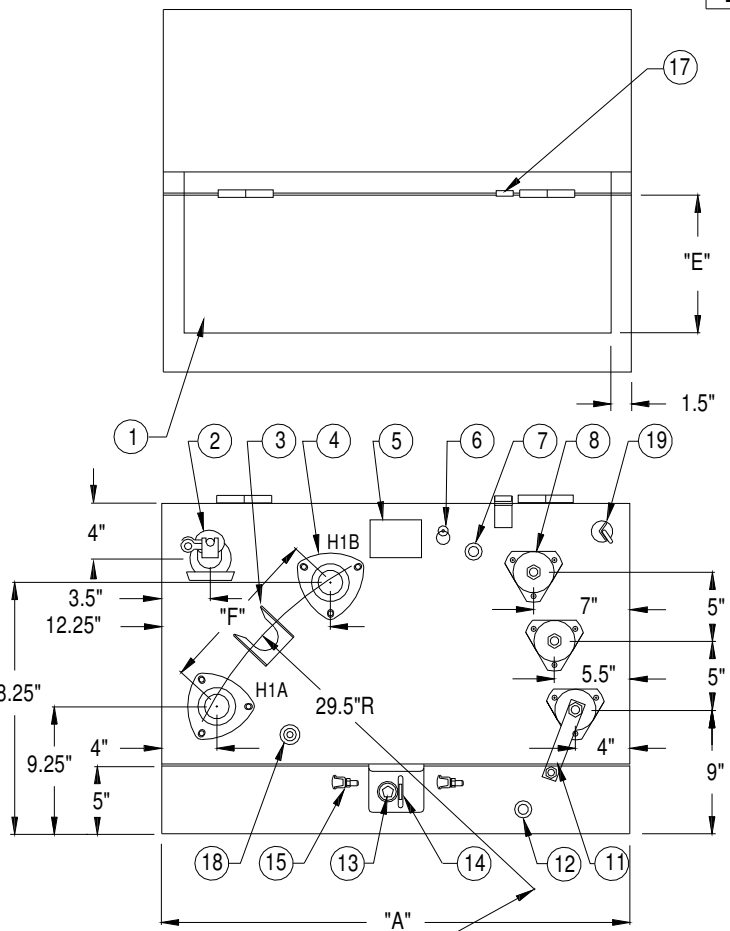
L.V.: 240/120 (3 LVBU ONLY) LHL 30 BIL

TAPS: NO TAPS

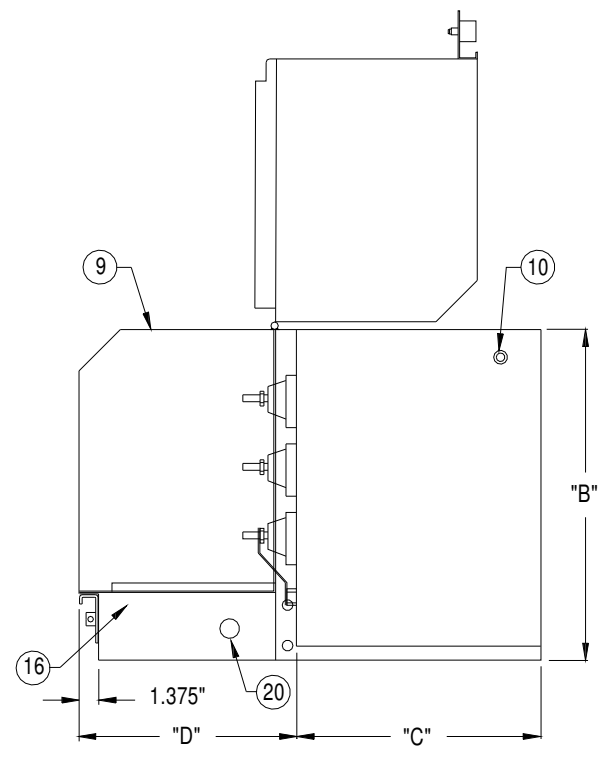
ITEM AND/OR STOCK #	KVA	DIMENSIONS IN INCHES					APPROX. GAL. OIL	APPROX. WEIGHT LBS.
		A	B	C	D	E		
29	167	36	32	25.2	16	12.375	68	2063



PART	DESCRIPTION	QUANTITY
1	CONDUIT ENTRANCE AREA	1
2	FUSING : GENERIC DUAL/LOAD (DS) BAYO & ISO ECI ISOLATION LINK BY CONFIGURATOR	
3	PARKING STAND	1
4	ECI HV BUSHING WELL (3-3-90) 15 kV ERMCO STANDARD INSERTS NO LBRK SWITCH	2
5	(1) ALUMINUM NAMEPLATE (STANDARD)	1
6	P.R.V.: GENERIC 10PSI 50SCFM FOR FR3 FLUID	1
7	.50 in. OIL LEVEL PLUG	1
8	LVBU: COPPER STUD SECONDARY BUSHINGS. 1.00 in. - 14 STUD SPADES: NOT REQUIRED	3
9	COMPARTMENT COVER	1
10	LIFTING BOSS (.625"-11 BLIND TAPPED)	4
11	DETACHABLE GROUND STRAP	1
12	STD 1/2" NPT DRAIN PLUG	1
13	.500"-13 SILICON BRONZE PENTABOLT (STANDARD)	1
14	PADLOCK HASP	1
15	GROUND NUT W/ GROUND LUGS #10-1 TINNED LUG (DEFLT.STD)	3
16	REMOVABLE SILL	2
17	DOOR RETAINER	1
18	TAP or DUAL VOLTAGE SWITCH: NOT REQUIRED	1
19	SECONDARY BREAKER HANDLE: NOT REQUIRED	1
20	NO CONDUIT ENTRANCE HOLE REQUIRED	



"E" = "D" - 3.625"	DIM "F" IS	: IF DIM "A" IS
	10"	32"
	12"	34" & >



POINT 4" BELOW PAD SURFACE
10" RIGHT OF TRANS. CENTERLINE AND
12" IN FRONT OF TRANS. FRONT PANEL

**** UNCONTROLLED ****

GENERIC TYPE II H-6 02-21-02

ERMCO

CUSTOMER: CITY OF OCALA - GRESCO		RFQ/SPEC #:
SCALE: NTS	DATE: 01/22/20	BY: WNC
QUOTE NUMBER: 562960		Doc ID: 1d8a7a62642e76195887c05eb30eac3f5872d7ba

H. V.: 12470GRDY/7200 95BIL 1BU

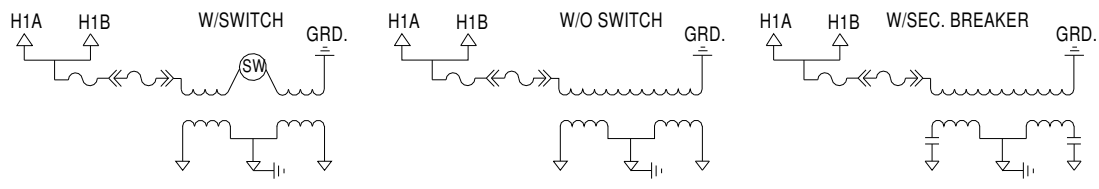
EXHIBIT H - Figure for ERMCO Transformers

CONTRACT #: ELE/190961

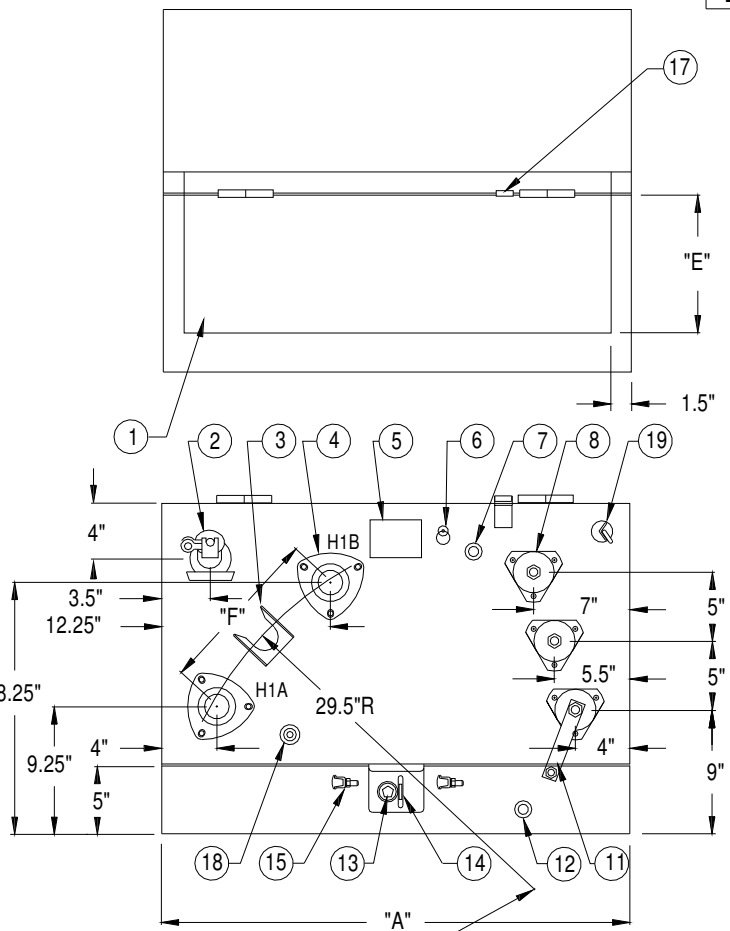
L.V.: 240/120 (3 LVBU ONLY) LHL 30 BIL

TAPS: NO TAPS

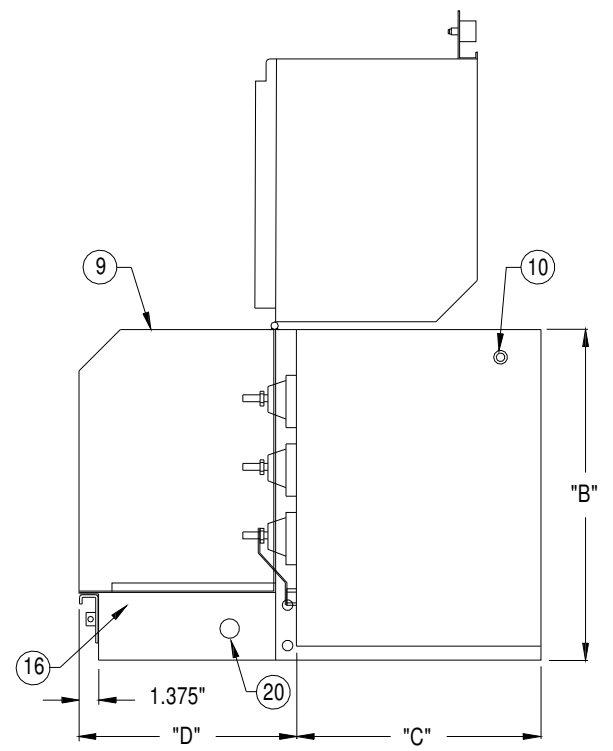
ITEM AND/OR STOCK #	KVA	DIMENSIONS IN INCHES					APPROX. GAL. OIL	APPROX. WEIGHT LBS.
		A	B	C	D	E		
28	100	36	26	22.2	16	12.375	48	1384



- | PART | DESCRIPTION | QUANTITY |
|------|---|----------|
| 1 | CONDUIT ENTRANCE AREA | 1 |
| 2 | FUSING : GENERIC DUAL/LOAD (DS) BAYO & ISO ECI ISOLATION LINK BY CONFIGURATOR | 1 |
| 3 | PARKING STAND | 1 |
| 4 | ECI HV BUSHING WELL (3-3-90) 15 kV ERMCO STANDARD INSERTS NO LBRK SWITCH | 2 |
| 5 | (1) ALUMINUM NAMEPLATE (STANDARD) | 1 |
| 6 | P.R.V.: GENERIC 10PSI 50SCFM FOR FR3 FLUID | 1 |
| 7 | .50 in. OIL LEVEL PLUG | 1 |
| 8 | LVBU: COPPER STUD SECONDARY BUSHINGS. 1.00 in. - 14 STUD SPADES: NOT REQUIRED | 3 |
| 9 | COMPARTMENT COVER | 1 |
| 10 | LIFTING BOSS (.625"-11 BLIND TAPPED) | 4 |
| 11 | DETACHABLE GROUND STRAP | 1 |
| 12 | STD 1/2" NPT DRAIN PLUG | 1 |
| 13 | .500"-13 SILICON BRONZE PENTABOLT (STANDARD) | 1 |
| 14 | PADLOCK HASP | 1 |
| 15 | GROUND NUT W/ GROUND LUGS #10-1 TINNED LUG (DEFLT.STD) | 3 |
| 16 | REMOVABLE SILL | 2 |
| 17 | DOOR RETAINER | 1 |
| 18 | TAP or DUAL VOLTAGE SWITCH: NOT REQUIRED | 1 |
| 19 | SECONDARY BREAKER HANDLE: NOT REQUIRED | 1 |
| 20 | NO CONDUIT ENTRANCE HOLE REQUIRED | 1 |
- ADDITIONAL FEATURES
- KVA DECAL: KVA (ERMCO STD) YLW/CLR 2.5"(TANK)
 FILL PORT: FILL PLUG
 OIL TYPE: ENVIROTEMP-FR3
 TK | DR | SL: MS | 14GA MS | 14GA MS



"E" = "D" - 3.625"	DIM "F" IS	: IF DIM "A" IS
	10"	32"
	12"	34" & >



**** UNCONTROLLED ****

GENERIC TYPE II 02-21-02

ERMCO

CUSTOMER: CITY OF OCALA - GRESCO		RFQ/SPEC #:
SCALE: NTS	DATE: 01/22/20	BY: WNC
QUOTE NUMBER: 562960		Doc ID: 1d8afab2642e76195887c05eb30eac3f8872d7ba

H. V.: 12470GRDY/7200 95BIL 1BU

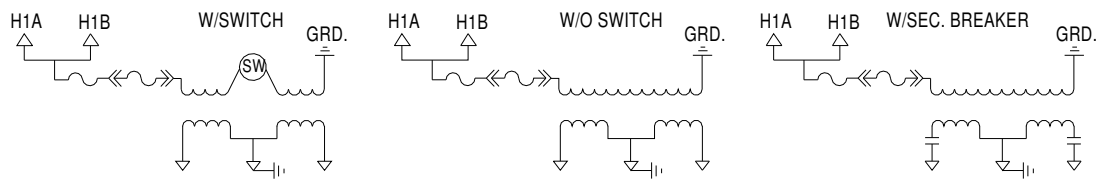
EXHIBIT H - Figure for ERMCO Transformers

CONTRACT #: ELE/190961

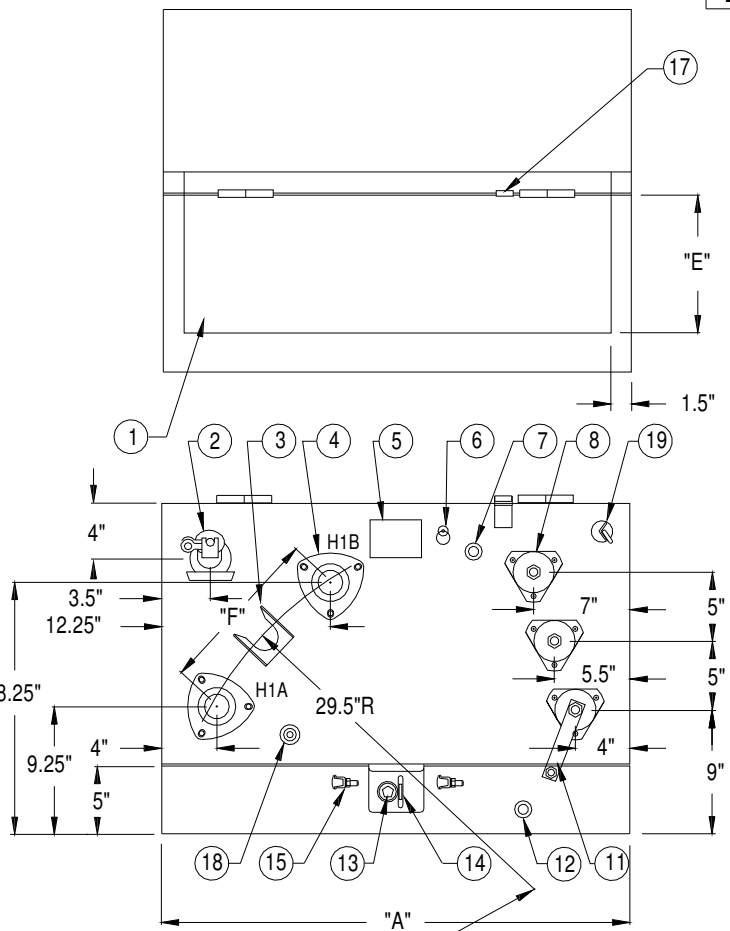
L.V.: 240/120 (3 LVBU ONLY) LHL 30 BIL

TAPS: NO TAPS

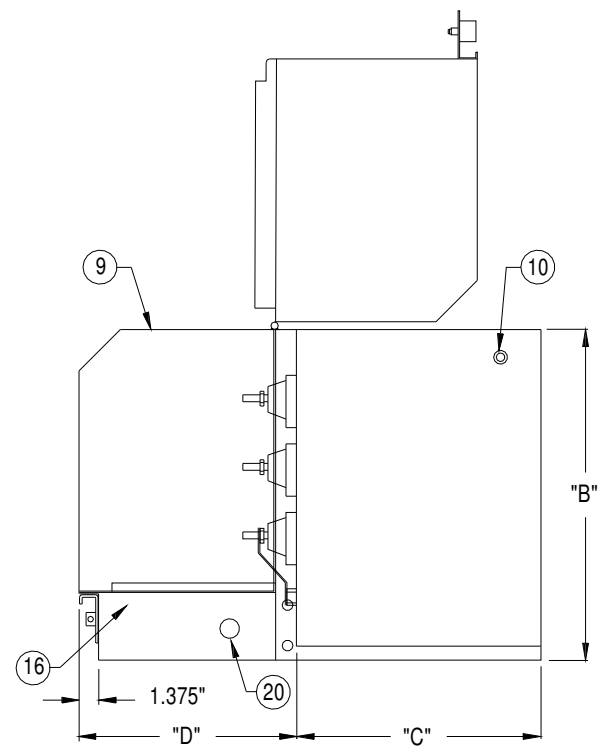
ITEM AND/OR STOCK #	KVA	DIMENSIONS IN INCHES					APPROX. GAL. OIL	APPROX. WEIGHT LBS.
		A	B	C	D	E		
25	25	32	24	17.2	16	12.375	27	711
26	50	36	24	20.2	16	12.375	36	1022
27	75	36	24	22.2	16	12.375	46	1263



- | PART | DESCRIPTION | QUANTITY |
|------|--|----------|
| 1 | CONDUIT ENTRANCE AREA | 1 |
| 2 | FUSING : GENERIC DUAL/LOAD (DS) BAYO & ISO ECI ISOLATION LINK BY CONFIGURATOR | 1 |
| 3 | PARKING STAND | 1 |
| 4 | ECI HV BUSHING WELL (3-3-90)
15 kV ERMCO STANDARD INSERTS
NO LBRK SWITCH | 2 |
| 5 | (1) ALUMINUM NAMEPLATE (STANDARD) | 1 |
| 6 | P.R.V.: GENERIC 10PSI 50SCFM FOR FR3 FLUID | 1 |
| 7 | .50 in. OIL LEVEL PLUG | 1 |
| 8 | LVBU: COPPER STUD SECONDARY BUSHINGS.
.625 in. - 11 STUD | 3 |
| | SPADES: NOT REQUIRED | |
| 9 | COMPARTMENT COVER | 1 |
| 10 | LIFTING BOSS (.625"-11 BLIND TAPPED) | 4 |
| 11 | DETACHABLE GROUND STRAP | 1 |
| 12 | STD 1/2" NPT DRAIN PLUG | 1 |
| 13 | .500"-13 SILICON BRONZE PENTABOLT (STANDARD) | 1 |
| 14 | PADLOCK HASP | 1 |
| 15 | GROUND NUT
W/ GROUND LUGS #10-1 TINNED LUG (DEFLT.STD) | 3 |
| 16 | REMOVABLE SILL | 2 |
| 17 | DOOR RETAINER | 1 |
| 18 | TAP or DUAL VOLTAGE SWITCH: NOT REQUIRED | 1 |
| 19 | SECONDARY BREAKER HANDLE: NOT REQUIRED | 1 |
| 20 | NO CONDUIT ENTRANCE HOLE REQUIRED | 1 |
- ADDITIONAL FEATURES**
- KVA DECAL: KVA (ERMCO STD) YLW/CLR 2.5"(TANK)
 FILL PORT: FILL PLUG
 OIL TYPE: ENVIROTEMP-FR3
 TK | DR | SL: MS | 14GA MS | 14GA MS



"E" = "D" - 3.625"	DIM "F" IS	: IF DIM "A" IS
	10"	32"
	12"	34" & >



POINT 4" BELOW PAD SURFACE
 10" RIGHT OF TRANS. CENTERLINE AND
 12" IN FRONT OF TRANS. FRONT PANEL

**** UNCONTROLLED ****

GENERIC TYPE II 02-21-02

ERMCO

CUSTOMER: CITY OF OCALA - GRESCO

SCALE: NTS DATE: 01/22/20 BY: WNC QUOTE NUMBER: 562960

Doc ID: 1d3a7a62642e76195887c05eb30eac3f892d7ba

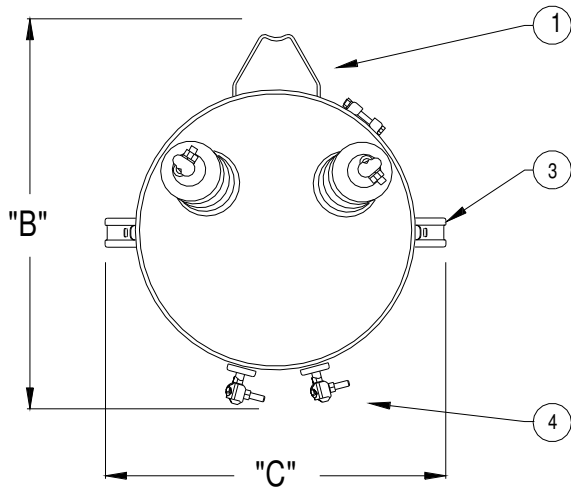
RFQ/SPEC #:

195887c05eb30eac3f892d7ba

"B" & "C" Dimensions include arresters & radiators if applicable.

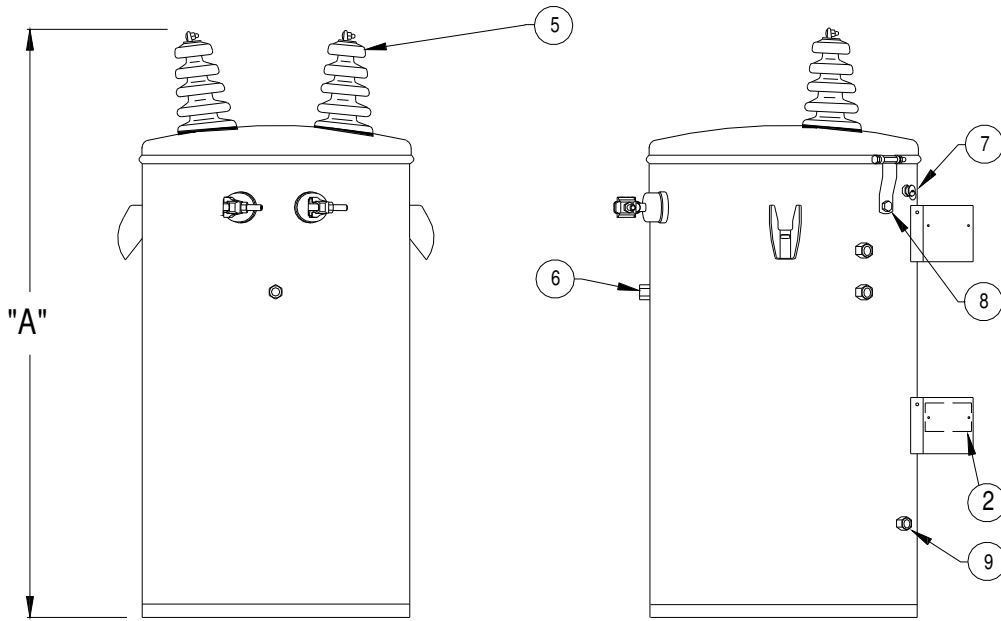
H.V. : 7200/12470Y 95BIL 2BU CSP CONV
 L.V. : 277/480Y 2 LVBU 30 BIL

TAPS: 2 TAPS 2.5% ABOVE AND BELOW



PART	DESCRIPTION	QUANTITY
1	HANGER BRACKET TYPE: B (MODIFIED) W/ PLATE	1 SET
2	NAMEPLATE (ON LOWER BRACKET) TYPE: (1) ALUMINUM NAMEPLATE (STANDARD)	1
3	LIFTING LUGS	2
4	LOW VOLTAGE BUSHINGS TYPE: 4 HOLE POLY J-SPADE (64-19 OR -20)	2
5	HIGH VOLTAGE BUSHINGS TYPE: STANDARD HV BUSHING	2
6	GROUNDING PROVISION: (AS REQ. BY ANSI STD)	1
7	P.R.V.: GENERIC 10PSI 50SCFM w/FR3 (02or32)	1
8	COVER GROUND STRAP	1
9	TANK GROUNDING PROVISION: NO GROUND LUGS	2

ADDITIONAL FEATURES
 TAP SW: STANDARD DV &/OR TC, CAP WRENCH
 EXTERNAL ARR.: HV: 9 KV EVOLUTION HD(18"7.5kV#4wire&2rt's)
 RADIATORS: 2 SETS OF 5 PANEL RADIATORS
 Oil TYPE: ENVIROTEMP-FR3
 TK | CVR: MS | 3kV MS
 CVR BAND: 3kV MS



ITEM AND/OR STOCK #	KVA	DIMENSIONS IN INCHES			APPROX. GAL. OIL	APPROX. WEIGHT LBS.
		A	B	C		
21	333	56.5	39	44.3	70	2263



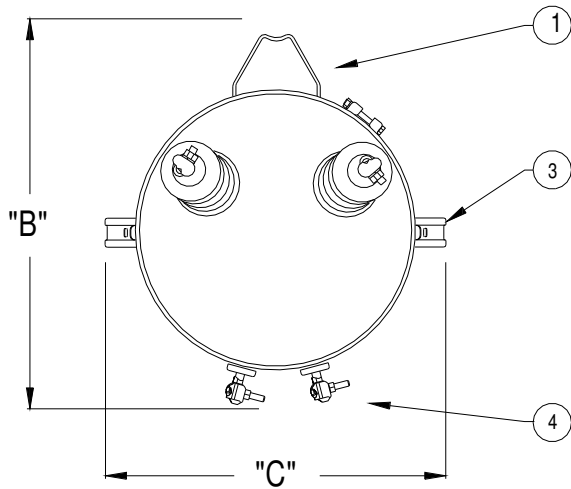
CUSTOMER: CITY OF OCALA - GRESCO RFQ/SPEC #:
 SCALE: NTS DATE: 01/22/20 BY: WNC QUOTE NUMBER: 563960

**** UNCONTROLLED ****

"B" & "C" Dimensions include arresters & radiators if applicable.

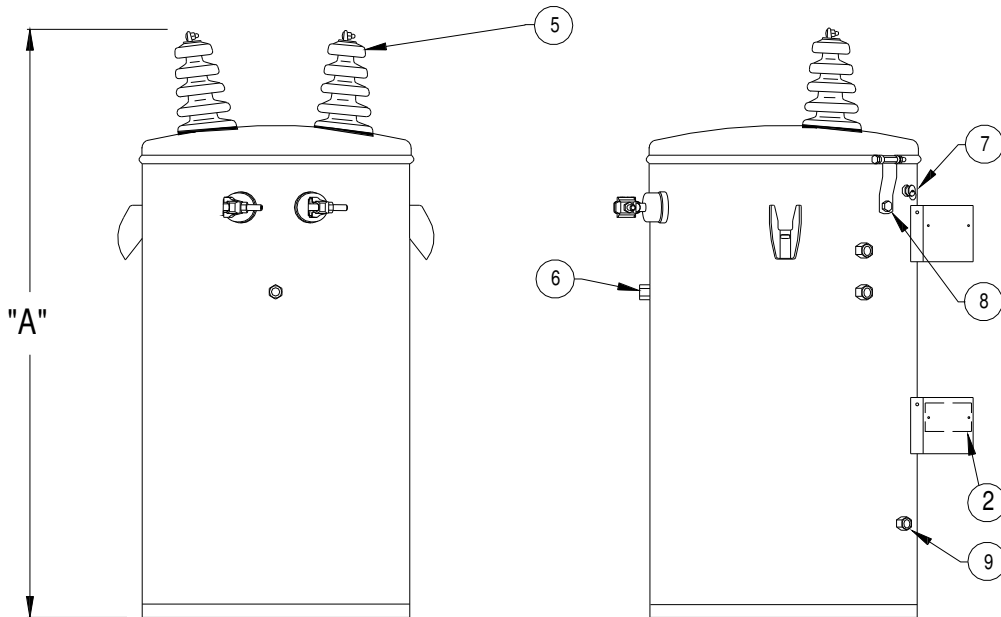
H.V. : 7200/12470Y 95BIL 2BU CSP CONV
 L.V. : 277/480Y 2 LVBU 30 BIL

TAPS: 2 TAPS 2.5% ABOVE AND BELOW



PART	DESCRIPTION	QUANTITY
1	HANGER BRACKET TYPE: B (MODIFIED)	1 SET
2	NAMEPLATE (ON LOWER BRACKET) TYPE: (1) ALUMINUM NAMEPLATE (STANDARD)	1
3	LIFTING LUGS	2
4	LOW VOLTAGE BUSHINGS TYPE: 4 HOLE POLYMER H-SPADE GENERIC	2
5	HIGH VOLTAGE BUSHINGS TYPE: STANDARD HV BUSHING	2
6	GROUNDING PROVISION: (AS REQ. BY ANSI STD)	1
7	P.R.V.: GENERIC 10PSI 50SCFM w/FR3 (02or32)	1
8	COVER GROUND STRAP	1
9	TANK GROUNDING PROVISION: NO GROUND LUGS	2

ADDITIONAL FEATURES
 TAP SW: STANDARD DV &/OR TC, CAP WRENCH
 EXTERNAL ARR.: HV: 9 KV EVOLUTION HD(18"7.5kV#4wire&2rt's)
 RADIATORS: 1 SET OF 5 PANEL RADIATORS
 Oil TYPE: ENVIROTEMP-FR3
 TK | CVR: MS | 3kV MS
 CVR BAND: 3kV MS



ITEM AND/OR STOCK #	KVA	DIMENSIONS IN INCHES			APPROX. GAL. OIL	APPROX. WEIGHT LBS.
		A	B	C		
20	250	56.5	35.9	40.5	63	1851

ERMCO

CUSTOMER: CITY OF OCALA - GRESCO RFQ/SPEC #:

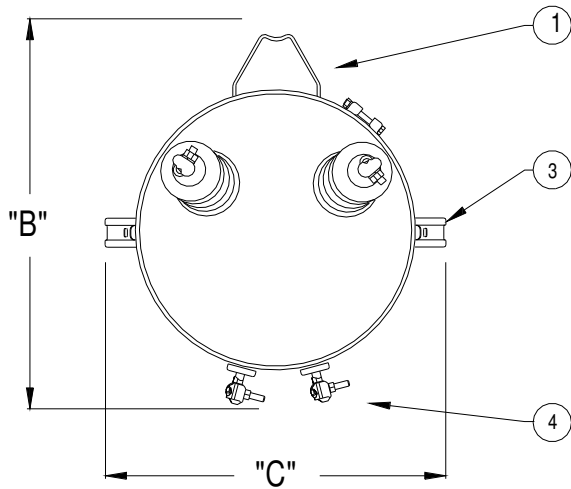
SCALE: NTS DATE: 01/22/20 BY: WNC QUOTE NUMBER: 563960

**** UNCONTROLLED ****

"B" & "C" Dimensions include arresters & radiators if applicable.

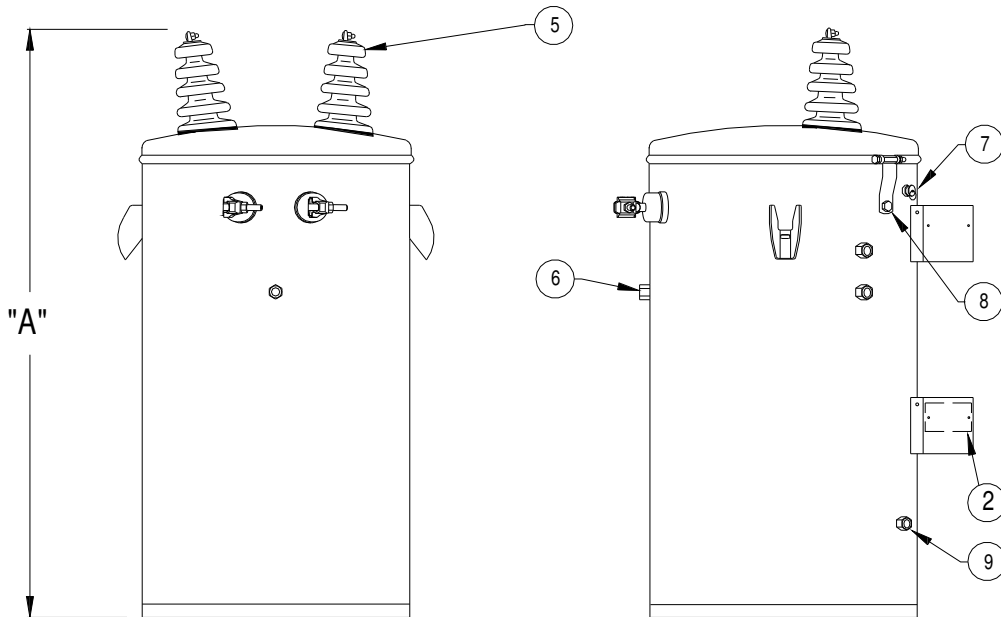
H.V. : 7200/12470Y 95BIL 2BU CSP CONV
 L.V. : 277/480Y 2 LVBU 30 BIL

TAPS: 2 TAPS 2.5% ABOVE AND BELOW



PART	DESCRIPTION	QUANTITY
1	HANGER BRACKET TYPE: B (MODIFIED)	1 SET
2	NAMEPLATE (ON LOWER BRACKET) TYPE: (1) ALUMINUM NAMEPLATE (STANDARD)	1
3	LIFTING LUGS	2
4	LOW VOLTAGE BUSHINGS TYPE: 4 HOLE POLYMER H-SPADE GENERIC	2
5	HIGH VOLTAGE BUSHINGS TYPE: STANDARD HV BUSHING	2
6	GROUNDING PROVISION: (AS REQ. BY ANSI STD)	1
7	P.R.V.: GENERIC 10PSI 50SCFM w/FR3 (02or32)	1
8	COVER GROUND STRAP	1
9	TANK GROUNDING PROVISION: NO GROUND LUGS	2

ADDITIONAL FEATURES
 TAP SW: STANDARD DV &/OR TC, CAP WRENCH
 EXTERNAL ARR.: HV: 9 KV EVOLUTION HD(18"7.5kV#4wire&2rt's)
 RADIATORS: 1 SET OF 5 PANEL RADIATORS
 Oil TYPE: ENVIROTEMP-FR3
 TK | CVR: MS | 3kV MS
 CVR BAND: 3kV MS



ITEM AND/OR STOCK #	KVA	DIMENSIONS IN INCHES			APPROX. GAL. OIL	APPROX. WEIGHT LBS.
		A	B	C		
20	250	56.5	35.9	40.5	63	1851



CUSTOMER: CITY OF OCALA - GRESCO RFQ/SPEC #:

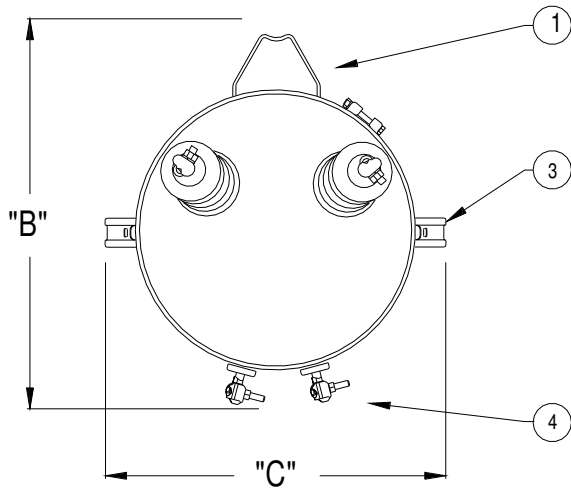
SCALE: NTS DATE: 01/22/20 BY: WNC QUOTE NUMBER: 563960

**** UNCONTROLLED ****

"B" & "C" Dimensions include arresters & radiators if applicable.

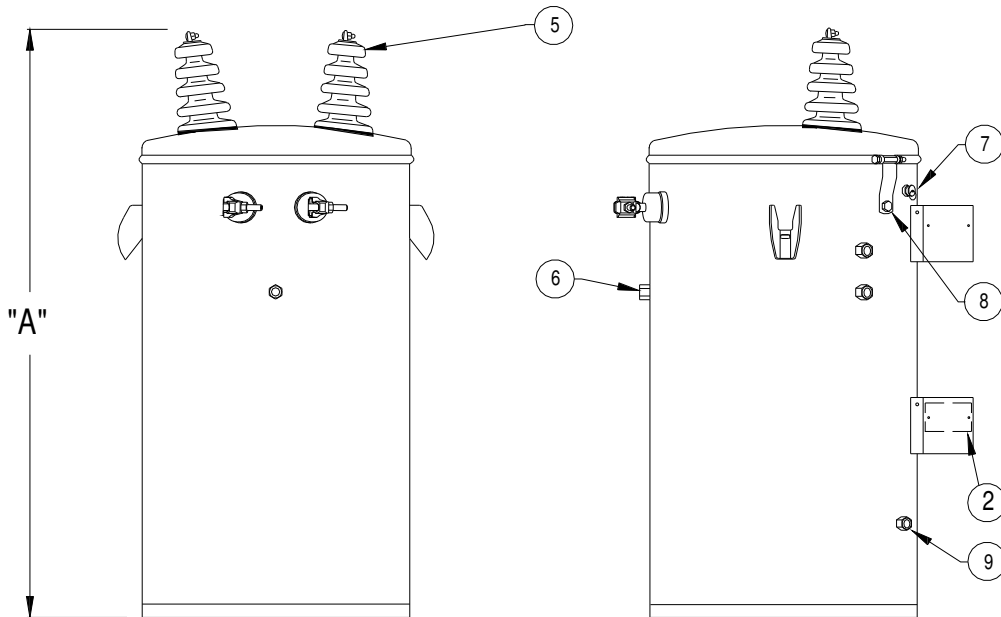
H.V. : 7200/12470Y 95BIL 2BU CSP CONV
 L.V. : 277/480Y 2 LVBU 30 BIL

TAPS: 2 TAPS 2.5% ABOVE AND BELOW



PART	DESCRIPTION	QUANTITY
1	HANGER BRACKET TYPE: B	1 SET
2	NAMEPLATE (ON LOWER BRACKET) TYPE: (1) ALUMINUM NAMEPLATE (STANDARD)	1
3	LIFTING LUGS	2
4	LOW VOLTAGE BUSHINGS TYPE: 4 HOLE POLYMER H-SPADE GENERIC	2
5	HIGH VOLTAGE BUSHINGS TYPE: STANDARD HV BUSHING	2
6	GROUNDING PROVISION: (AS REQ. BY ANSI STD)	1
7	P.R.V.: GENERIC 10PSI 50SCFM w/FR3 (02or32)	1
8	COVER GROUND STRAP	1
9	TANK GROUNDING PROVISION: NO GROUND LUGS	2

ADDITIONAL FEATURES
 TAP SW: STANDARD DV &/OR TC, CAP WRENCH
 EXTERNAL ARR.: HV: 9 KV EVOLUTION HD(18"7.5kV#4wire&2rt's)
 Oil TYPE: ENVIROTEMP-FR3
 TK | CVR: MS | 3kV MS
 CVR BAND: 3kV MS



ITEM AND/OR STOCK #	KVA	DIMENSIONS IN INCHES			APPROX. GAL. OIL	APPROX. WEIGHT LBS.
		A	B	C		
19	167	50.9	35	32.4	50.5	1606



CUSTOMER: CITY OF OCALA - GRESCO RFQ/SPEC #:

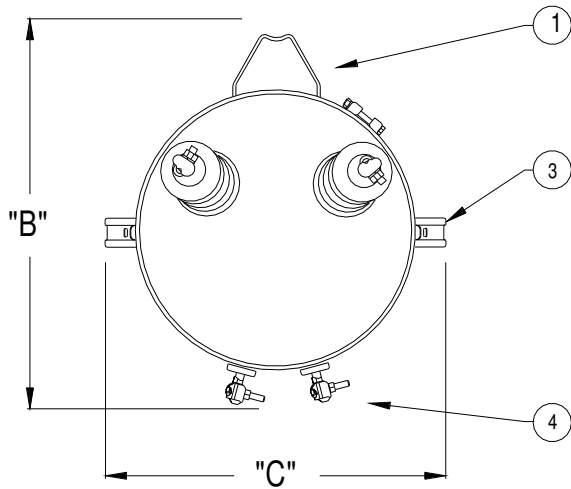
SCALE: NTS DATE: 01/22/20 BY: WNC QUOTE NUMBER: 563960

**** UNCONTROLLED ****

"B" & "C" Dimensions include arresters & radiators if applicable.

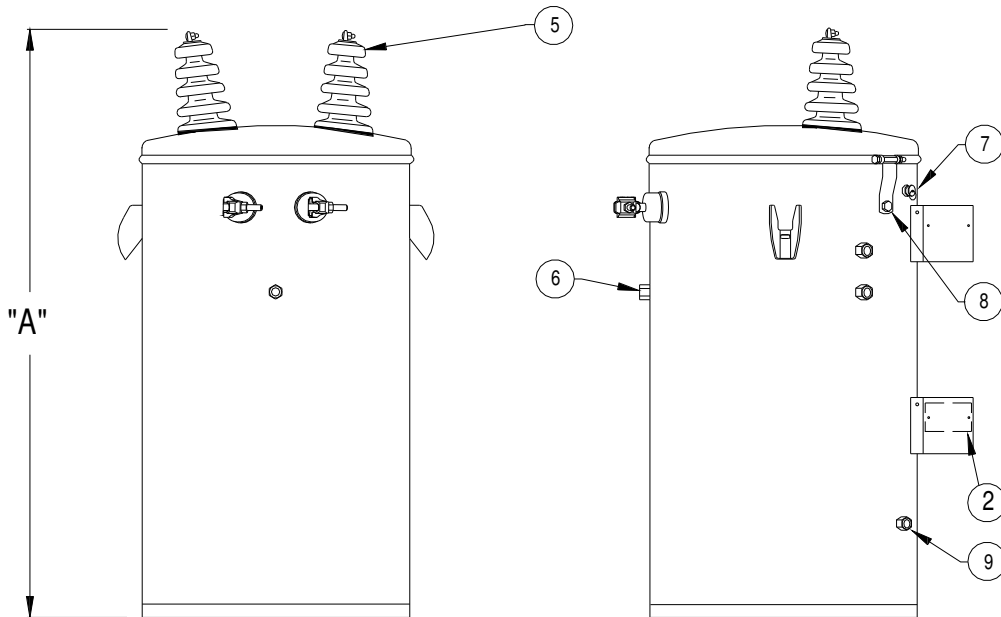
H.V. : 7200/12470Y 95BIL 2BU CSP CONV
 L.V. : 277/480Y 2 LVBU 30 BIL

TAPS: NO TAPS



PART	DESCRIPTION	QUANTITY
1	HANGER BRACKET TYPE: B	1 SET
2	NAMEPLATE (ON LOWER BRACKET) TYPE: (1) ALUMINUM NAMEPLATE (STANDARD)	1
3	LIFTING LUGS	2
4	LOW VOLTAGE BUSHINGS TYPE: GenThermoSet/ThermoPlast w/EyeBolt	2
5	HIGH VOLTAGE BUSHINGS TYPE: STANDARD HV BUSHING	2
6	GROUNDING PROVISION: (AS REQ. BY ANSI STD)	1
7	P.R.V.: GENERIC 10PSI 50SCFM w/FR3 (02or32)	1
8	COVER GROUND STRAP	1
9	TANK GROUNDING PROVISION: NO GROUND LUGS	2

ADDITIONAL FEATURES
 TAP or DUAL VOLTAGE SWITCH: NOT REQUIRED
 EXTERNAL ARR.: HV: 9 KV EVOLUTION HD(18"7.5kV#4wire&2rt's)
 Oil TYPE: ENVIROTEMP-FR3
 TK | CVR: MS | 3kV MS
 CVR BAND: 3kV MS



ITEM AND/OR STOCK #	KVA	DIMENSIONS IN INCHES			APPROX. GAL. OIL	APPROX. WEIGHT LBS.
		A	B	C		
17	75	42.9	28	29.7	30.5	976
18	100	42.9	31	32.4	41	1208



ERMCO

CUSTOMER: CITY OF OCALA - GRESCO RFQ/SPEC #:

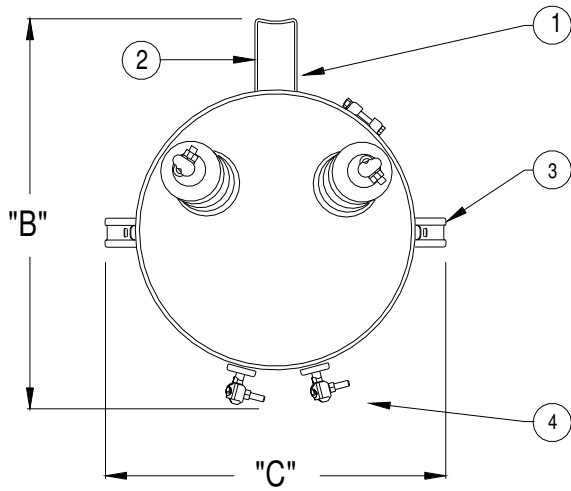
SCALE: NTS DATE: 01/22/20 BY: WNC QUOTE NUMBER: 563960

**** UNCONTROLLED ****

"B" & "C" Dimensions include arresters & radiators if applicable.

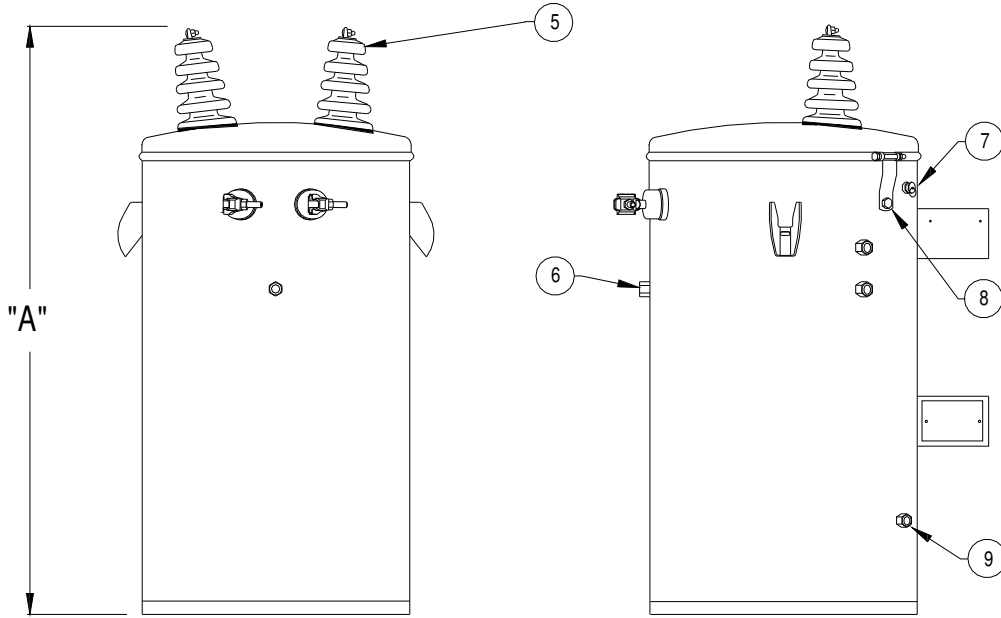
H.V. : 7200/12470Y 95BIL 2BU CSP CONV
 L.V. : 277/480Y 2 LVBU 30 BIL

TAPS: NO TAPS



PART	DESCRIPTION	QUANTITY
1	HANGER BRACKET TYPE: A	1 SET
2	NAMEPLATE (ON LOWER BRACKET) TYPE: (1) ALUMINUM NAMEPLATE (STANDARD)	1
3	LIFTING LUGS	2
4	LOW VOLTAGE BUSHINGS TYPE: GenThermSet/Plast w/Eye-NoSmall1's	2
5	HIGH VOLTAGE BUSHINGS TYPE: STANDARD HV BUSHING	2
6	GROUNDING PROVISION: (AS REQ. BY ANSI STD)	1
7	P.R.V.: GENERIC 10PSI 50SCFM w/FR3 (02or32)	1
8	COVER GROUND STRAP	1
9	TANK GROUNDING PROVISION: NO GROUND LUGS	2

ADDITIONAL FEATURES
 TAP or DUAL VOLTAGE SWITCH: NOT REQUIRED
 EXTERNAL ARR.: HV: 9 KV EVOLUTION HD(18"7.5kV#4wire&2rt's)
 Oil TYPE: ENVIROTEMP-FR3
 TK | CVR: MS | 3kV MS
 CVR BAND: 3kV MS



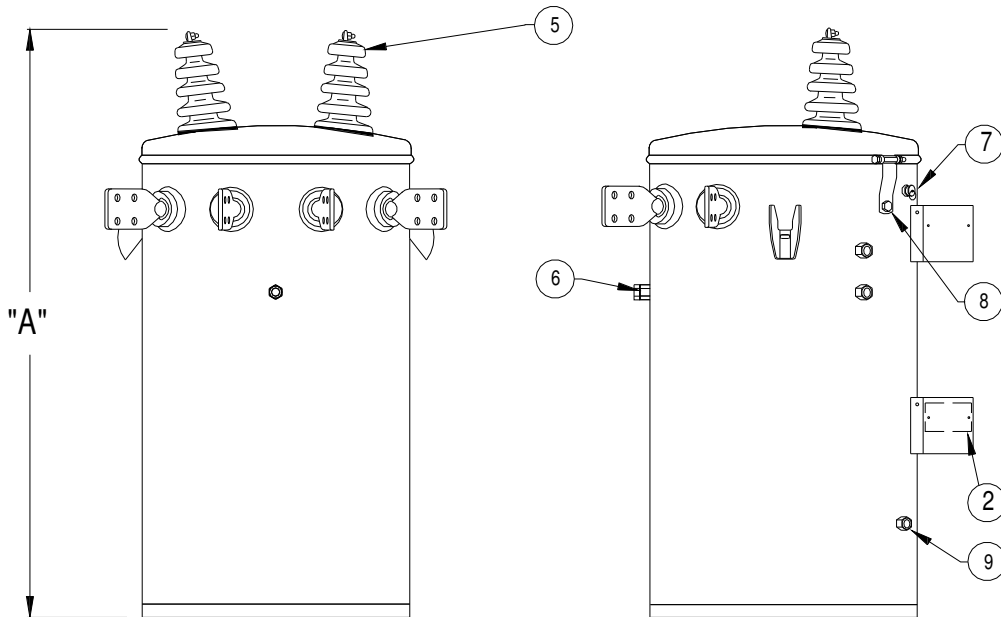
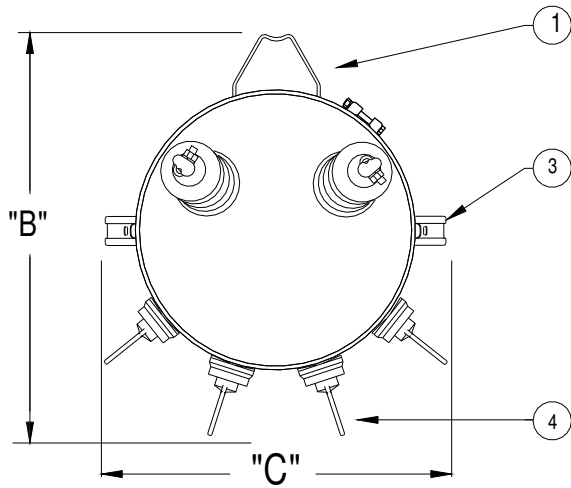
ITEM AND/OR STOCK #	KVA	DIMENSIONS IN INCHES			APPROX. GAL. OIL	APPROX. WEIGHT LBS.
		A	B	C		
15	25	32.9	23.6	26	13	467
16	50	40.9	27.6	29.7	28.5	885



CUSTOMER: CITY OF OCALA - GRESCO RFQ/SPEC #:
 SCALE: NTS DATE: 01/22/20 BY: WNC QUOTE NUMBER: 563960

**** UNCONTROLLED ****

"B" & "C" Dimensions include arresters & radiators if applicable.



H.V. : 7200/12470Y 95BIL 2BU CSP CONV
 L.V. : 240/480 3 OR 4 LVBU(QTY PER ANSI) 30 BIL

TAPS: 2 TAPS 2.5% ABOVE AND BELOW

PART	DESCRIPTION	QUANTITY
1	HANGER BRACKET TYPE: B	1 SET
2	NAMEPLATE (ON LOWER BRACKET) TYPE: (1) ALUMINUM NAMEPLATE (STANDARD)	1
3	LIFTING LUGS	2
4	LOW VOLTAGE BUSHINGS TYPE: 4 HOLE POLYMER H-SPADE GENERIC	4
5	HIGH VOLTAGE BUSHINGS TYPE: STANDARD HV BUSHING	2
6	GROUNDING PROVISION: (AS REQ. BY ANSI STD)	1
7	P.R.V.: GENERIC 10PSI 50SCFM w/FR3 (02or32)	1
8	COVER GROUND STRAP	1
9	TANK GROUNDING PROVISION: NO GROUND LUGS	2

ADDITIONAL FEATURES
 TAP SW: STANDARD DV &/OR TC, CAP WRENCH
 EXTERNAL ARR.: HV: 9 KV EVOLUTION HD(18"7.5kV#4wire&2rt's)
 Oil TYPE: ENVIROTEMP-FR3
 TK | CVR: MS | 3kV MS
 CVR BAND: 3kV MS

ITEM AND/OR STOCK #	KVA	DIMENSIONS IN INCHES			APPROX. GAL. OIL	APPROX. WEIGHT LBS.
		A	B	C		
13	167	50.9	34.9	32.4	51	1603



CUSTOMER: CITY OF OCALA - GRESCO RFQ/SPEC #:

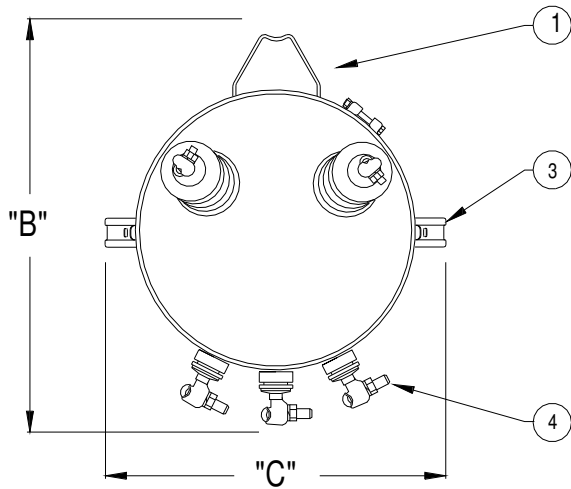
SCALE: NTS DATE: 01/22/20 BY: WNC QUOTE NUMBER: 563960

**** UNCONTROLLED ****

"B" & "C" Dimensions include arresters & radiators if applicable.

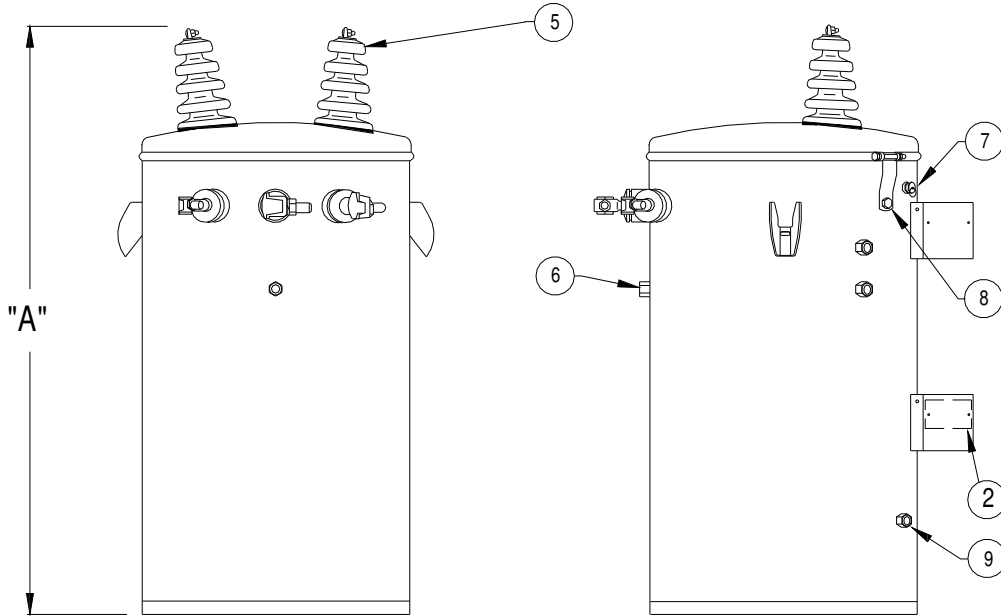
H.V. : 7200/12470Y 95BIL 2BU CSP CONV
 L.V. : 240/480 3 OR 4 LVBU(QTY PER ANSI) 30 BIL

TAPS: NO TAPS



PART	DESCRIPTION	QUANTITY
1	HANGER BRACKET TYPE: B	1 SET
2	NAMEPLATE (ON LOWER BRACKET) TYPE: (1) ALUMINUM NAMEPLATE (STANDARD)	1
3	LIFTING LUGS	2
4	LOW VOLTAGE BUSHINGS TYPE: GenThermoSet/ThermoPlast w/EyeBolt	3
5	HIGH VOLTAGE BUSHINGS TYPE: STANDARD HV BUSHING	2
6	GROUNDING PROVISION: (AS REQ. BY ANSI STD)	1
7	P.R.V.: GENERIC 10PSI 50SCFM w/FR3 (02or32)	1
8	COVER GROUND STRAP	1
9	TANK GROUNDING PROVISION: NO GROUND LUGS	2

ADDITIONAL FEATURES
 TAP or DUAL VOLTAGE SWITCH: NOT REQUIRED
 EXTERNAL ARR.: HV: 9 KV EVOLUTION HD(18"7.5kV#4wire&2rt's)
 Oil TYPE: ENVIROTEMP-FR3
 TK | CVR: MS | 3kV MS
 CVR BAND: 3kV MS



ITEM AND/OR STOCK #	KVA	DIMENSIONS IN INCHES			APPROX. GAL. OIL	APPROX. WEIGHT LBS.
		A	B	C		
12	75	42.9	28	29.7	32	937



CUSTOMER: CITY OF OCALA - GRESCO			RFQ/SPEC #:
SCALE: NTS	DATE: 01/22/20	BY: WNC	QUOTE NUMBER: 563960

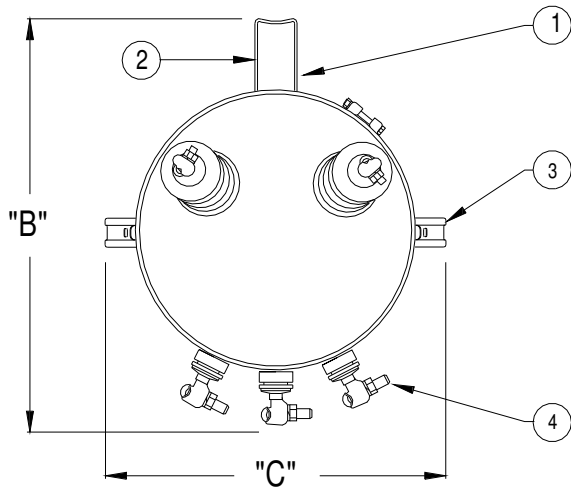
1H2B 08-19-05

**** UNCONTROLLED ****

"B" & "C" Dimensions include arresters & radiators if applicable.

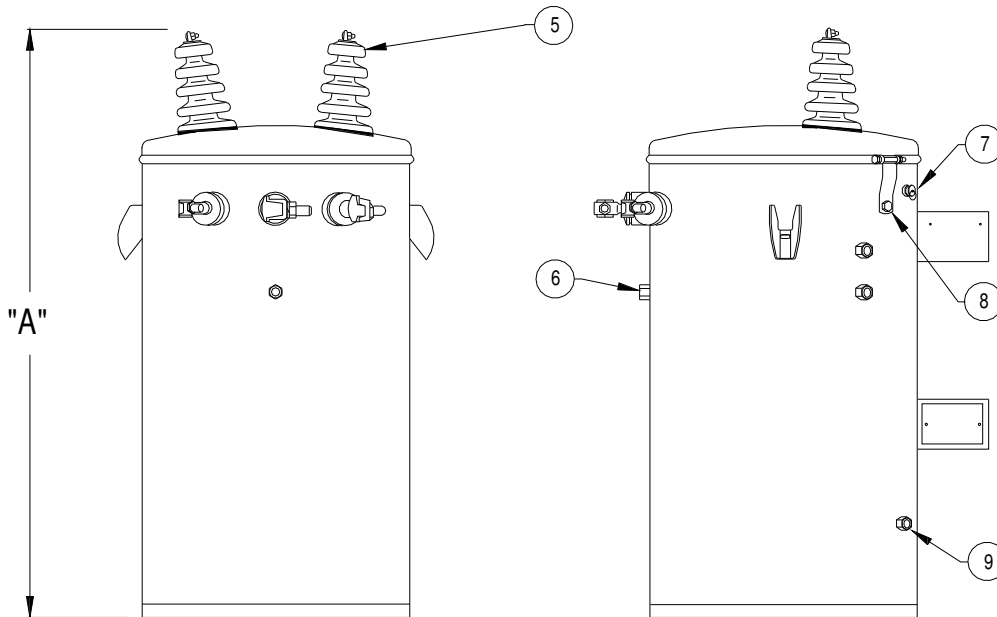
H.V. : 7200/12470Y 95BIL 2BU CSP CONV
 L.V. : 240/480 3 OR 4 LVBU (INTERLACED) 30 BIL

TAPS: NO TAPS



PART	DESCRIPTION	QUANTITY
1	HANGER BRACKET TYPE: A	1 SET
2	NAMEPLATE (ON LOWER BRACKET) TYPE: (1) ALUMINUM NAMEPLATE (STANDARD)	1
3	LIFTING LUGS	2
4	LOW VOLTAGE BUSHINGS TYPE: GenThermoSet/ThermoPlast w/EyeBolt	3
5	HIGH VOLTAGE BUSHINGS TYPE: STANDARD HV BUSHING	2
6	GROUNDING PROVISION: (AS REQ. BY ANSI STD)	1
7	P.R.V.: GENERIC 10PSI 50SCFM w/FR3 (02or32)	1
8	COVER GROUND STRAP	1
9	TANK GROUNDING PROVISION: NO GROUND LUGS	2

ADDITIONAL FEATURES
 TAP or DUAL VOLTAGE SWITCH: NOT REQUIRED
 EXTERNAL ARR.: HV: 9 KV EVOLUTION HD(18"7.5kV#4wire&2rt's)
 Oil TYPE: ENVIROTEMP-FR3
 TK | CVR: MS | 3kV MS
 CVR BAND: 3kV MS



ITEM AND/OR STOCK #	KVA	DIMENSIONS IN INCHES			APPROX. GAL. OIL	APPROX. WEIGHT LBS.
		A	B	C		
11	50	34.9	25.4	27.7	18.5	593



CUSTOMER: CITY OF OCALA - GRESCO RFQ/SPEC #:

SCALE: NTS DATE: 01/22/20 BY: WNC QUOTE NUMBER: 563960

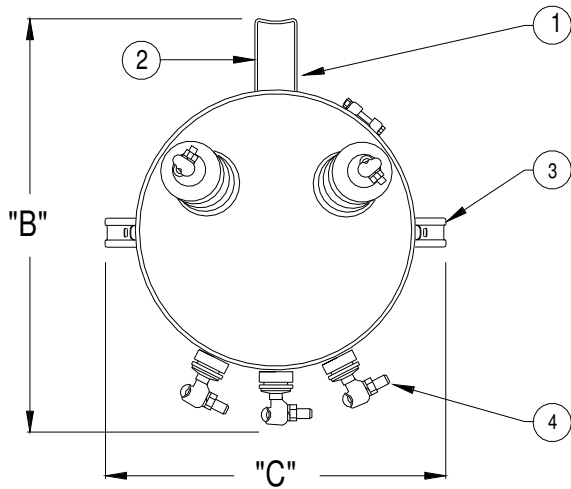
1H2B 08-19-05

**** UNCONTROLLED ****

"B" & "C" Dimensions include arresters & radiators if applicable.

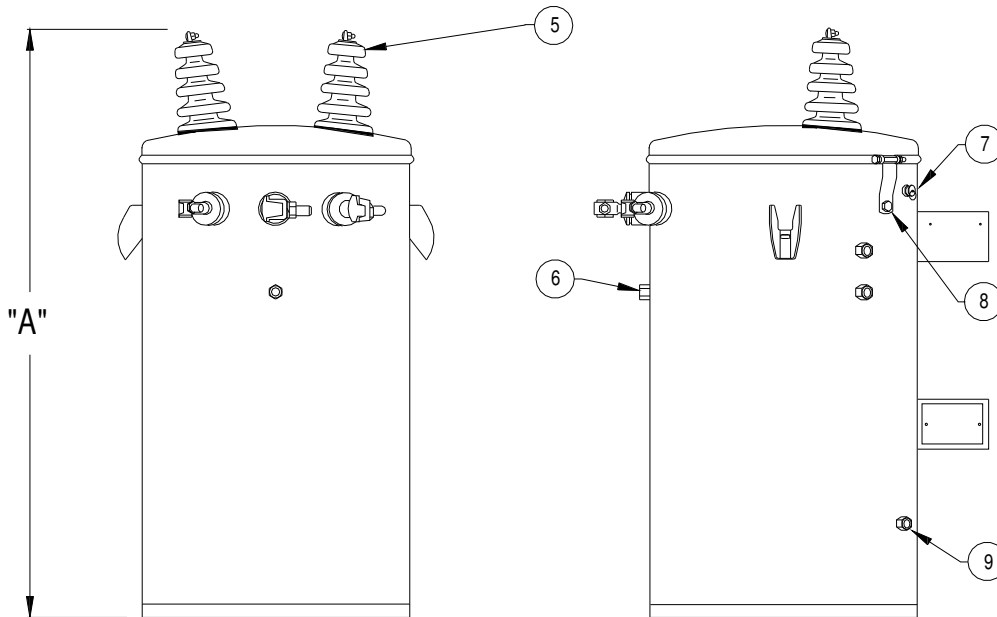
H.V. : 7200/12470Y 95BIL 2BU CSP CONV
 L.V. : 240/480 3 OR 4 LVBU (INTERLACED) 30 BIL

TAPS: NO TAPS



PART	DESCRIPTION	QUANTITY
1	HANGER BRACKET TYPE: A	1 SET
2	NAMEPLATE (ON LOWER BRACKET) TYPE: (1) ALUMINUM NAMEPLATE (STANDARD)	1
3	LIFTING LUGS	2
4	LOW VOLTAGE BUSHINGS TYPE: GenThermSet/Plast w/Eye-NoSmall1's	3
5	HIGH VOLTAGE BUSHINGS TYPE: STANDARD HV BUSHING	2
6	GROUNDING PROVISION: (AS REQ. BY ANSI STD)	1
7	P.R.V.: GENERIC 10PSI 50SCFM w/FR3 (02or32)	1
8	COVER GROUND STRAP	1
9	TANK GROUNDING PROVISION: NO GROUND LUGS	2

ADDITIONAL FEATURES
 TAP or DUAL VOLTAGE SWITCH: NOT REQUIRED
 EXTERNAL ARR.: HV: 9 KV EVOLUTION HD(18"7.5kV#4wire&2rt's)
 Oil TYPE: ENVIROTEMP-FR3
 TK | CVR: MS | 3kV MS
 CVR BAND: 3kV MS



ITEM AND/OR STOCK #	KVA	DIMENSIONS IN INCHES			APPROX. GAL. OIL	APPROX. WEIGHT LBS.
		A	B	C		
10	25	32.9	23.6	26	13	476



CUSTOMER: CITY OF OCALA - GRESCO RFQ/SPEC #:

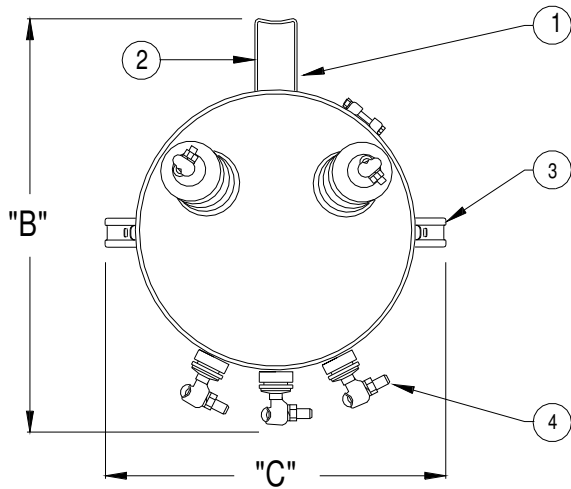
SCALE: NTS DATE: 01/22/20 BY: WNC QUOTE NUMBER: 563960

**** UNCONTROLLED ****

"B" & "C" Dimensions include arresters & radiators if applicable.

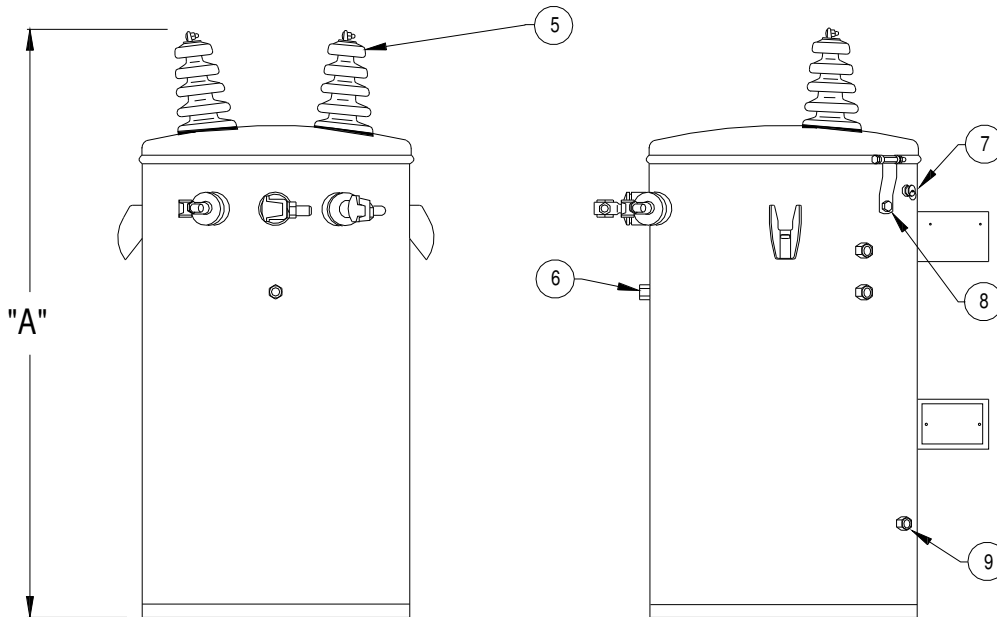
H.V. : 7200/12470Y 95BIL 2BU CSP CONV
 L.V. : 240/480 3 OR 4 LVBU (INTERLACED) 30 BIL

TAPS: NO TAPS



PART	DESCRIPTION	QUANTITY
1	HANGER BRACKET TYPE: A	1 SET
2	NAMEPLATE (ON LOWER BRACKET) TYPE: (1) ALUMINUM NAMEPLATE (STANDARD)	1
3	LIFTING LUGS	2
4	LOW VOLTAGE BUSHINGS TYPE: GenThermSet/Plast w/Eye-NoSmall1's	3
5	HIGH VOLTAGE BUSHINGS TYPE: STANDARD HV BUSHING	2
6	GROUNDING PROVISION: (AS REQ. BY ANSI STD)	1
7	P.R.V.: GENERIC 10PSI 50SCFM w/FR3 (02or32)	1
8	COVER GROUND STRAP	1
9	TANK GROUNDING PROVISION: NO GROUND LUGS	2

ADDITIONAL FEATURES
 TAP or DUAL VOLTAGE SWITCH: NOT REQUIRED
 EXTERNAL ARR.: HV: 9 KV EVOLUTION HD(18"7.5kV#4wire&2rt's)
 Oil TYPE: ENVIROTEMP-FR3
 TK | CVR: MS | 3kV MS
 CVR BAND: 3kV MS



ITEM AND/OR STOCK #	KVA	DIMENSIONS IN INCHES			APPROX. GAL. OIL	APPROX. WEIGHT LBS.
		A	B	C		
10	25	32.9	23.6	26	13	476



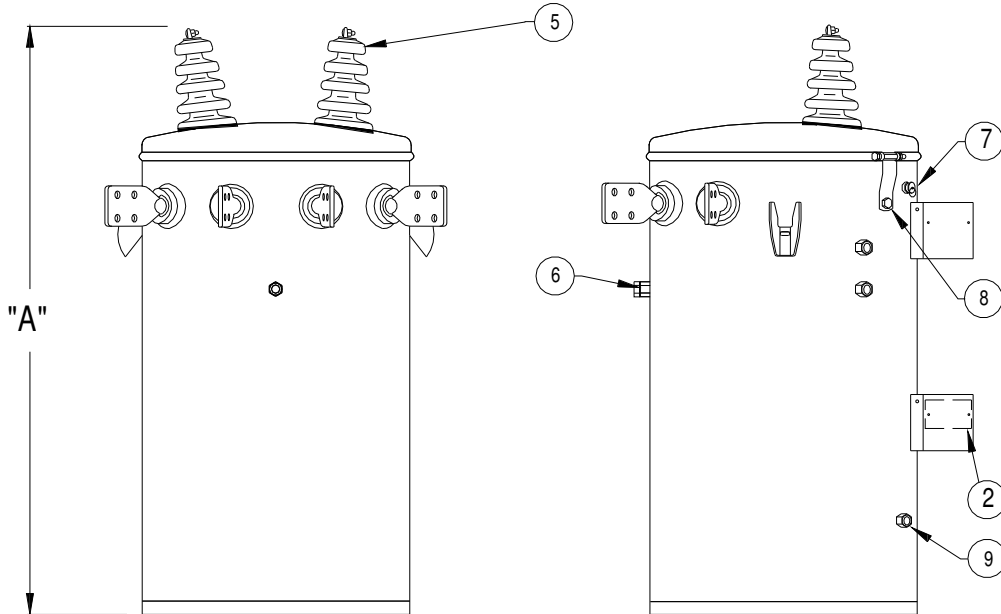
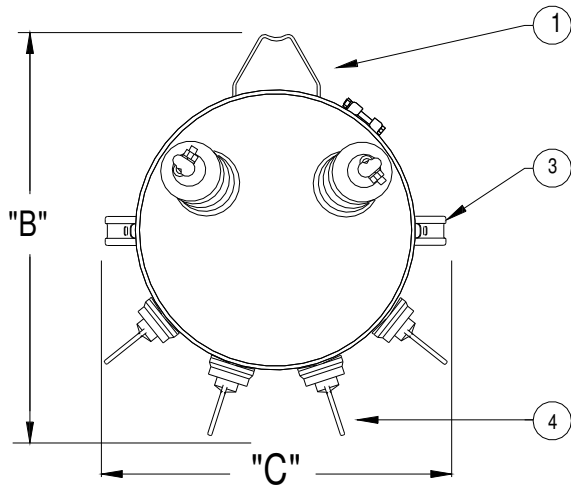
CUSTOMER: CITY OF OCALA - GRESCO RFQ/SPEC #:

SCALE: NTS DATE: 01/22/20 BY: WNC QUOTE NUMBER: 563960

1H2B 08-19-05

**** UNCONTROLLED ****

"B" & "C" Dimensions include arresters & radiators if applicable.



H.V. : 7200/12470Y 95BIL 2BU CSP CONV
 L.V. : 120/240 3 OR 4 LVBU(QTY PER ANSI) 30 BIL

TAPS: 2 TAPS 2.5% ABOVE AND BELOW

PART	DESCRIPTION	QUANTITY
1	HANGER BRACKET TYPE: B (MODIFIED)	1 SET
2	NAMEPLATE (ON LOWER BRACKET) TYPE: (1) ALUMINUM NAMEPLATE (STANDARD)	1
3	LIFTING LUGS	2
4	LOW VOLTAGE BUSHINGS TYPE: 4 HOLE POLYMER H-SPADE GENERIC	4
5	HIGH VOLTAGE BUSHINGS TYPE: STANDARD HV BUSHING	2
6	GROUNDING PROVISION: (AS REQ. BY ANSI STD)	1
7	P.R.V.: GENERIC 10PSI 50SCFM w/FR3 (02or32)	1
8	COVER GROUND STRAP	1
9	TANK GROUNDING PROVISION: NO GROUND LUGS	2

ADDITIONAL FEATURES
 TAP SW: STANDARD DV &/OR TC, CAP WRENCH
 EXTERNAL ARR.: HV: 9 KV EVOLUTION HD(18"7.5kV#4wire&2rt's)
 RADIATORS: 1 SET OF 3 PANEL RADIATORS
 Oil TYPE: ENVIROTEMP-FR3
 TK | CVR: MS | 3kV MS
 CVR BAND: 3kV MS

ITEM AND/OR STOCK #	KVA	DIMENSIONS IN INCHES			APPROX. GAL. OIL	APPROX. WEIGHT LBS.
		A	B	C		
8	250	54.9	35.9	37	59.5	2026



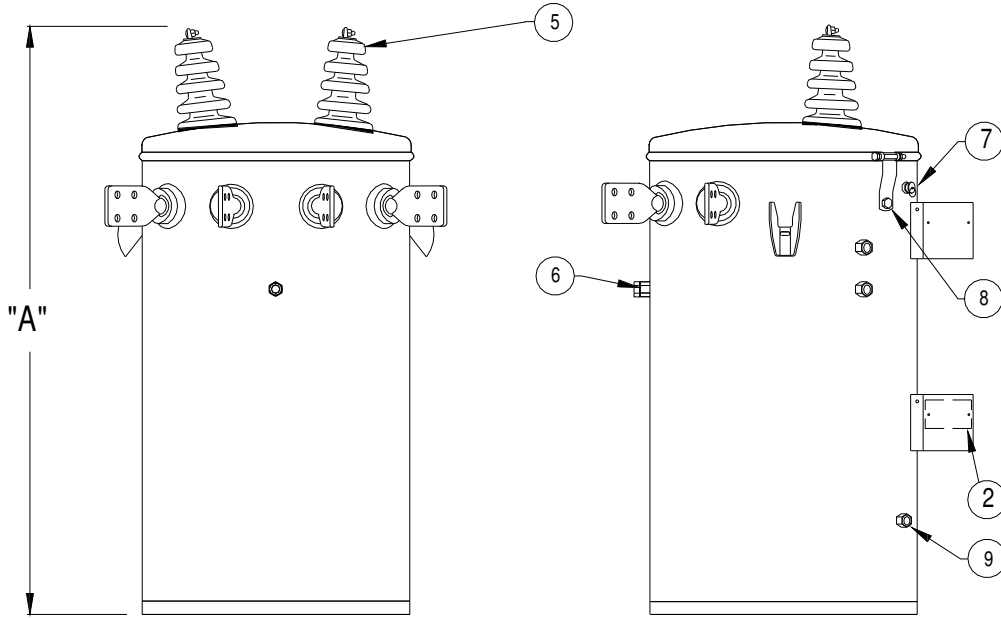
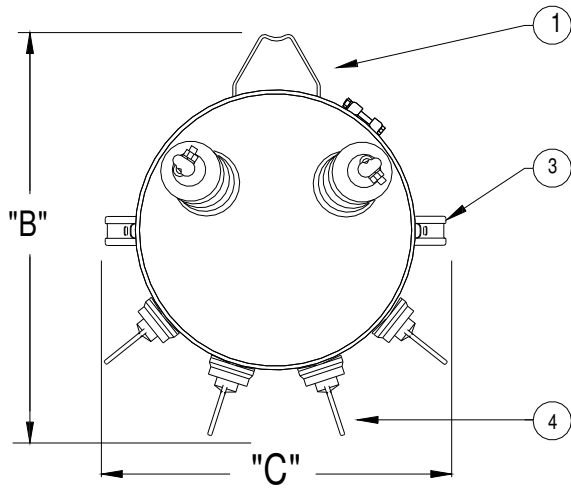
ERMCO

CUSTOMER: CITY OF OCALA - GRESCO RFQ/SPEC #:

SCALE: NTS DATE: 01/22/20 BY: WNC QUOTE NUMBER: 563960

**** UNCONTROLLED ****

"B" & "C" Dimensions include arresters & radiators if applicable.



H.V. : 7200/12470Y 95BIL 2BU CSP CONV
 L.V. : 120/240 3 OR 4 LVBU(QTY PER ANSI) 30 BIL

TAPS: 2 TAPS 2.5% ABOVE AND BELOW

PART	DESCRIPTION	QUANTITY
1	HANGER BRACKET TYPE: B	1 SET
2	NAMEPLATE (ON LOWER BRACKET) TYPE: (1) ALUMINUM NAMEPLATE (STANDARD)	1
3	LIFTING LUGS	2
4	LOW VOLTAGE BUSHINGS TYPE: 4 HOLE POLYMER H-SPADE GENERIC	4
5	HIGH VOLTAGE BUSHINGS TYPE: STANDARD HV BUSHING	2
6	GROUNDING PROVISION: (AS REQ. BY ANSI STD)	1
7	P.R.V.: GENERIC 10PSI 50SCFM w/FR3 (02or32)	1
8	COVER GROUND STRAP	1
9	TANK GROUNDING PROVISION: NO GROUND LUGS	2

ADDITIONAL FEATURES
 TAP SW: STANDARD DV &/OR TC, CAP WRENCH
 EXTERNAL ARR.: HV: 9 KV EVOLUTION HD(18"7.5kV#4wire&2rt's)
 Oil TYPE: ENVIROTEMP-FR3
 TK | CVR: MS | 3kV MS
 CVR BAND: 3kV MS

ITEM AND/OR STOCK #	KVA	DIMENSIONS IN INCHES			APPROX. GAL. OIL	APPROX. WEIGHT LBS.
		A	B	C		
7	167	50.9	35	32.4	49	1687



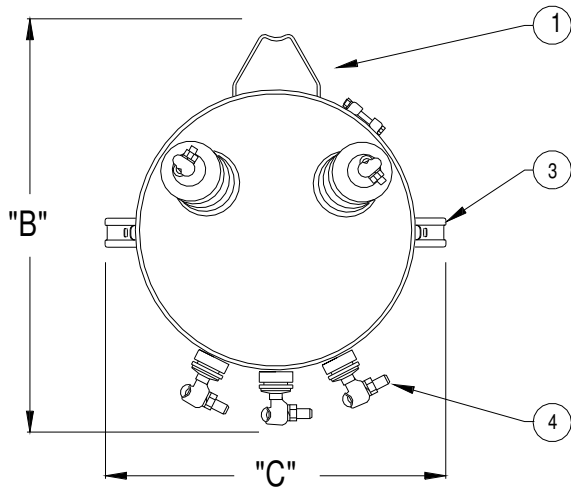
CUSTOMER: CITY OF OCALA - GRESCO RFQ/SPEC #:
 SCALE: NTS DATE: 01/22/20 BY: WNC QUOTE NUMBER: 563960

**** UNCONTROLLED ****

"B" & "C" Dimensions include arresters & radiators if applicable.

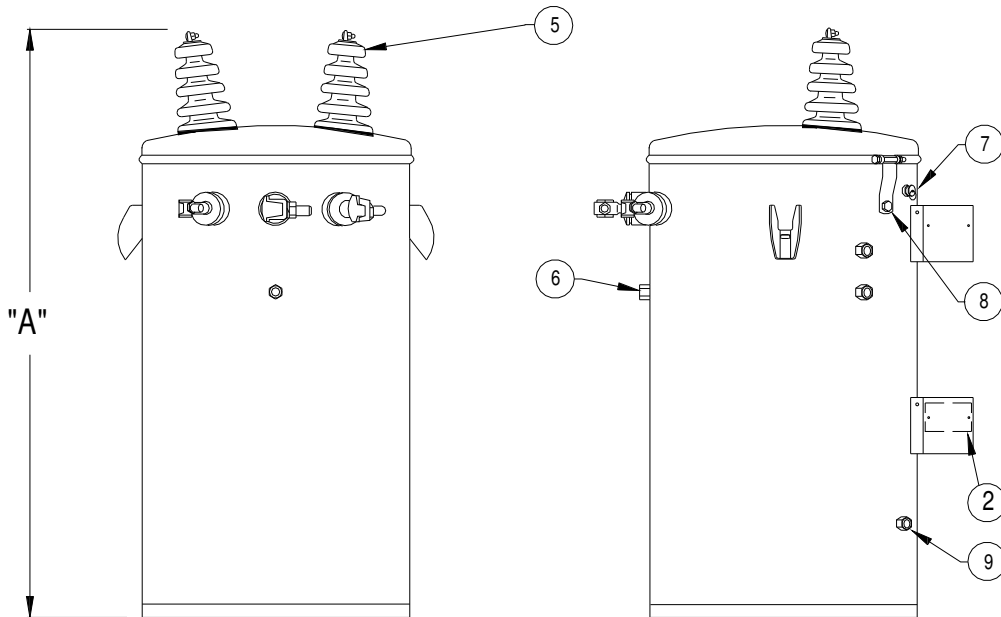
H.V. : 7200/12470Y 95BIL 2BU CSP CONV
 L.V. : 120/240 3 OR 4 LVBU(QTY PER ANSI) 30 BIL

TAPS: NO TAPS



PART	DESCRIPTION	QUANTITY
1	HANGER BRACKET TYPE: B	1 SET
2	NAMEPLATE (ON LOWER BRACKET) TYPE: (1) ALUMINUM NAMEPLATE (STANDARD)	1
3	LIFTING LUGS	2
4	LOW VOLTAGE BUSHINGS TYPE: GenThermoSet/ThermoPlast w/EyeBolt	3
5	HIGH VOLTAGE BUSHINGS TYPE: STANDARD HV BUSHING	2
6	GROUNDING PROVISION: (AS REQ. BY ANSI STD)	1
7	P.R.V.: GENERIC 10PSI 50SCFM w/FR3 (02or32)	1
8	COVER GROUND STRAP	1
9	TANK GROUNDING PROVISION: NO GROUND LUGS	2

ADDITIONAL FEATURES
 TAP or DUAL VOLTAGE SWITCH: NOT REQUIRED
 EXTERNAL ARR.: HV: 9 KV EVOLUTION HD(18"7.5kV#4wire&2rt's)
 Oil TYPE: ENVIROTEMP-FR3
 TK | CVR: MS | 3kV MS
 CVR BAND: 3kV MS



ITEM AND/OR STOCK #	KVA	DIMENSIONS IN INCHES			APPROX. GAL. OIL	APPROX. WEIGHT LBS.
		A	B	C		
5	75	42.9	29.3	29.7	30	983
6	100	42.9	32.3	32.4	39.5	1276



ERMCO

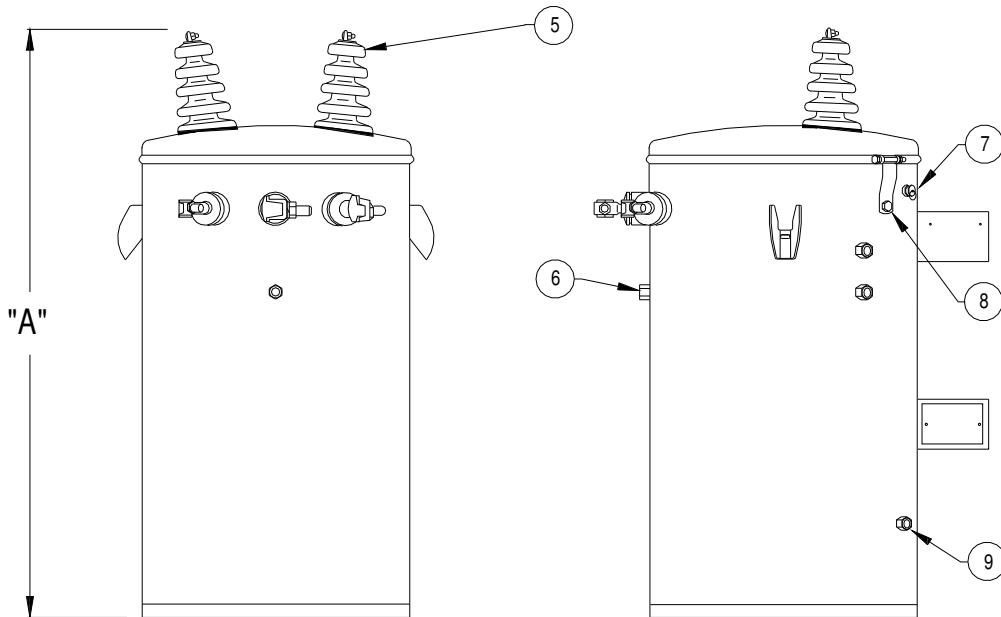
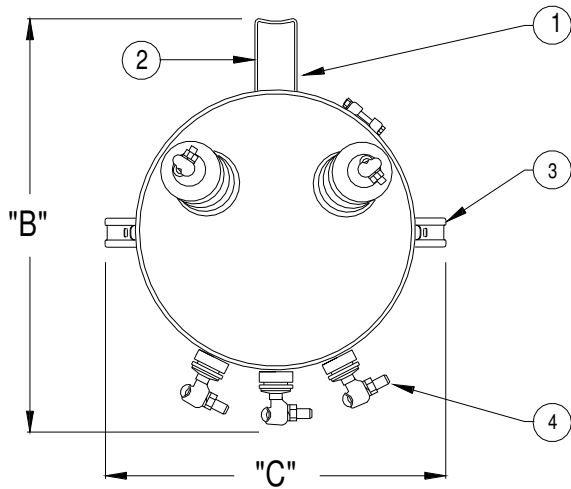
CUSTOMER: CITY OF OCALA - GRESCO RFQ/SPEC #:

SCALE: NTS DATE: 01/22/20 BY: WNC QUOTE NUMBER: 563960

1H2B 08-19-05

**** UNCONTROLLED ****

"B" & "C" Dimensions include arresters & radiators if applicable.



H.V. : 7200/12470Y 95BIL 2BU CSP CONV
 L.V. : 120/240 3 OR 4 LVBU (INTERLACED) 30 BIL

TAPS: NO TAPS

PART	DESCRIPTION	QUANTITY
1	HANGER BRACKET TYPE: A	1 SET
2	NAMEPLATE (ON LOWER BRACKET) TYPE: (1) ALUMINUM NAMEPLATE (STANDARD)	1
3	LIFTING LUGS	2
4	LOW VOLTAGE BUSHINGS TYPE: GenThermoSet/ThermoPlast w/EyeBolt	3
5	HIGH VOLTAGE BUSHINGS TYPE: STANDARD HV BUSHING	2
6	GROUNDING PROVISION: (AS REQ. BY ANSI STD)	1
7	P.R.V.: GENERIC 10PSI 50SCFM w/FR3 (02or32)	1
8	COVER GROUND STRAP	1
9	TANK GROUNDING PROVISION: NO GROUND LUGS	2

ADDITIONAL FEATURES
 TAP or DUAL VOLTAGE SWITCH: NOT REQUIRED
 EXTERNAL ARR.: HV: 9 KV EVOLUTION HD(18"7.5kV#4wire&2rt's)
 Oil TYPE: ENVIROTEMP-FR3
 TK | CVR: MS | 3kV MS
 CVR BAND: 3kV MS

ITEM AND/OR STOCK #	KVA	DIMENSIONS IN INCHES			APPROX. GAL. OIL	APPROX. WEIGHT LBS.
		A	B	C		
4	50	34.9	25.4	27.7	16	641



ERMCO

CUSTOMER:
CITY OF OCALA - GRESCO

RFQ/SPEC #:

SCALE:
NTS

DATE:
01/22/20

BY:
WNC

QUOTE NUMBER:
563960

1H2B 08-19-05

**** UNCONTROLLED ****

TITLE	FOR REVIEW AND SIGNATURE - Transformer Supply and Delivery...
FILE NAME	FOR ACA ERVIEW - ...tract ELE1909.pdf
DOCUMENT ID	1d8a1a62642e7b195887c05eb30ea3ff5872d7ba
AUDIT TRAIL DATE FORMAT	MM / DD / YYYY
STATUS	● Completed

Document History



SENT

05 / 06 / 2020

13:53:40 UTC-5

Sent for signature to Robert W. Batsel, Jr. (rbatsel@ocalalaw.com), Gresco Supply, Inc. (anthony.mells@gresco.com), Jay A. Musleh (jmusleh@ocalaf.org) and Angel B. Jacobs (ajacobs@ocalaf.org) from drobinson@ocalaf.org
IP: 98.180.89.187



VIEWED

05 / 07 / 2020

16:06:10 UTC-5

Viewed by Robert W. Batsel, Jr. (rbatsel@ocalalaw.com)
IP: 216.255.247.51



VIEWED

06 / 16 / 2020

14:03:32 UTC-5

Viewed by Gresco Supply, Inc. (anthony.mells@gresco.com)
IP: 198.184.245.98



VIEWED

06 / 17 / 2020

09:55:02 UTC-5

Viewed by Jay A. Musleh (jmusleh@ocalaf.org)
IP: 24.250.240.15



VIEWED

06 / 17 / 2020

12:14:13 UTC-5

Viewed by Angel B. Jacobs (ajacobs@ocalaf.org)
IP: 216.255.240.104

TITLE	FOR REVIEW AND SIGNATURE - Transformer Supply and Delivery...
FILE NAME	FOR ACA ERVIEW - ...tract ELE1909.pdf
DOCUMENT ID	1d8a1a62642e7b195887c05eb30ea3ff5872d7ba
AUDIT TRAIL DATE FORMAT	MM / DD / YYYY
STATUS	● Completed

Document History



05 / 07 / 2020
16:07:02 UTC-5

Signed by Robert W. Batsel, Jr. (rbatsel@ocalalaw.com)
IP: 216.255.247.51



06 / 17 / 2020
09:24:21 UTC-5

Signed by Gresco Supply, Inc. (anthony.mells@gresco.com)
IP: 67.232.55.112



06 / 17 / 2020
09:56:16 UTC-5

Signed by Jay A. Musleh (jmusleh@ocalafl.org)
IP: 24.250.240.15



06 / 17 / 2020
12:14:38 UTC-5

Signed by Angel B. Jacobs (ajacobs@ocalafl.org)
IP: 216.255.240.104



06 / 17 / 2020
12:14:38 UTC-5

The document has been completed.