



City of Ocala
Community Redevelopment Agency
201 SE 3rd Street, Ocala, FL 34471

MEMORANDUM

DATE November 25, 2024
TO: N. Magnolia Ocala CRA Advisory Committee
FROM: Roberto Ellis, Economic Development Manager
RE: N. Magnolia Residential Improvement Grant Program - Application CRA24-0006

Address: 1618 NW 1st Ave (Parcel ID: 25835-014-07)

Applicant: Anita Drummond

Project: Window and door replacements

A summary of the work item and quotes received are presented in the attached Table.

Findings and Conclusion:

- The home was constructed in 1985 and is the applicant's primary residence.
- The total ground floor area is approximately 1,228 square feet.
- The proposed improvement will increase energy efficiency, with the expected major impact being better temperature control and reduced power costs.
- The quotes attached provide additional specifications for the new windows.
- The applicant intends to make other improvements to the home in the future.
- The application meets the requirements, and is eligible for grant consideration.

The Grant Review Committee (GRC) visited the property on November 18, 2024, and Ms. Yoder represented the Committee. Please refer to the images below for pictures of the existing condition. The full application is also attached.

Attached - Application, cost estimates, maps, and Marion County Property Appraiser's Property Report Card.



Existing conditions



Exiting Conditions



**Ocala Community Redevelopment Agency
Project Cost Summary**

Application ID: CRA24-0006

Address: 1618 NW 1st Ave

CRA subarea: N. Magnolia CRA

| No. | Eligible work item | High quote | Low quote |
|--|---------------------------|---------------------|---------------------|
| 1 | Window replacement | \$ 11,117.70 | \$ 8,227.86 |
| 2 | Door Replacement | \$ 7,129.00 | \$ 3,179.00 |
| 3 | Patio Door Replacement | \$ 2,750.00 | \$ 1,536.71 |
| Total | | \$ 20,996.70 | \$ 12,943.57 |
| Maximum CRA grant that can be awarded | | | |
| based on 75% match. | | \$ | 9,707.68 |

CITY OF OCALA – NORTH MAGNOLIA REDEVELOPMENT AREA RESIDENTIAL PROPERTY IMPROVEMENT GRANT APPLICATION

(Completed application and all required attachments must be submitted)

PROJECT INFORMATION

Project Name: Windows & Doors
 Project Address: 1618 NW 1st Av Ocala FL 34475
 Parcel Number: ~~285~~ 25835-014-07

APPLICANT INFORMATION

Applicant's Name: Anita R Drummond

Name of person to receive all correspondence if different from applicant:

Agent's Name (if applicable): _____

Agent's Mailing Address: _____

City: _____ State: _____ Zip: _____

Phone number: 60998 6731 Fax: _____

E-mail address: tampanita.701@gmail.com

How long have you owned / lived at the current location? Since 1989

PROJECT DESCRIPTION:

If necessary, attach additional sheets addressing the following:

Explain the purpose of and need for the proposed improvements.

Replacement of all windows - worn out function
Doors - Front & Rear & Patio Doors - Outdated
& don't function properly. Unable to get windows
repaired. Doors are rusting outside & inside

Would the proposed improvements be made without the assistance of the grant program? If not, please explain.

*As a Senior living on a fixed income.
Assisting from a grant is needed.*

PROJECT COSTS & SCHEDULE

Estimated cost of project based on attached submitted low bid. *22,000 - 23,000*

Required -- Attach itemized bid sheets.

How much funding assistance are you requesting? *Full amount*

Anticipated start date: *2024* Anticipated completion date: *2024*



Applicant

I, Anita R Drummond, owner/occupant of building at
1618 NW 1st Av Ocala FL 34475, have read and understand the
terms and conditions of the Program and agree to the general conditions and terms outlined in
the application process and guidelines of the Program.

Signature: _____

Date: _____

Property Information – For staff use only

Is the property assessed Marion County property taxes? (Y) / N

Are property taxes paid up to date? (Y) / N

Is the property in condemnation or receivership? Y / (N)

Is there an active City code enforcement case on the property? Y / (N)

Is the building on the National Register of Historic Places? Y / (N)

CRA24-0000 1618 NW 1st Ave - Aerial Map




9/2024, 12:49:01 PM

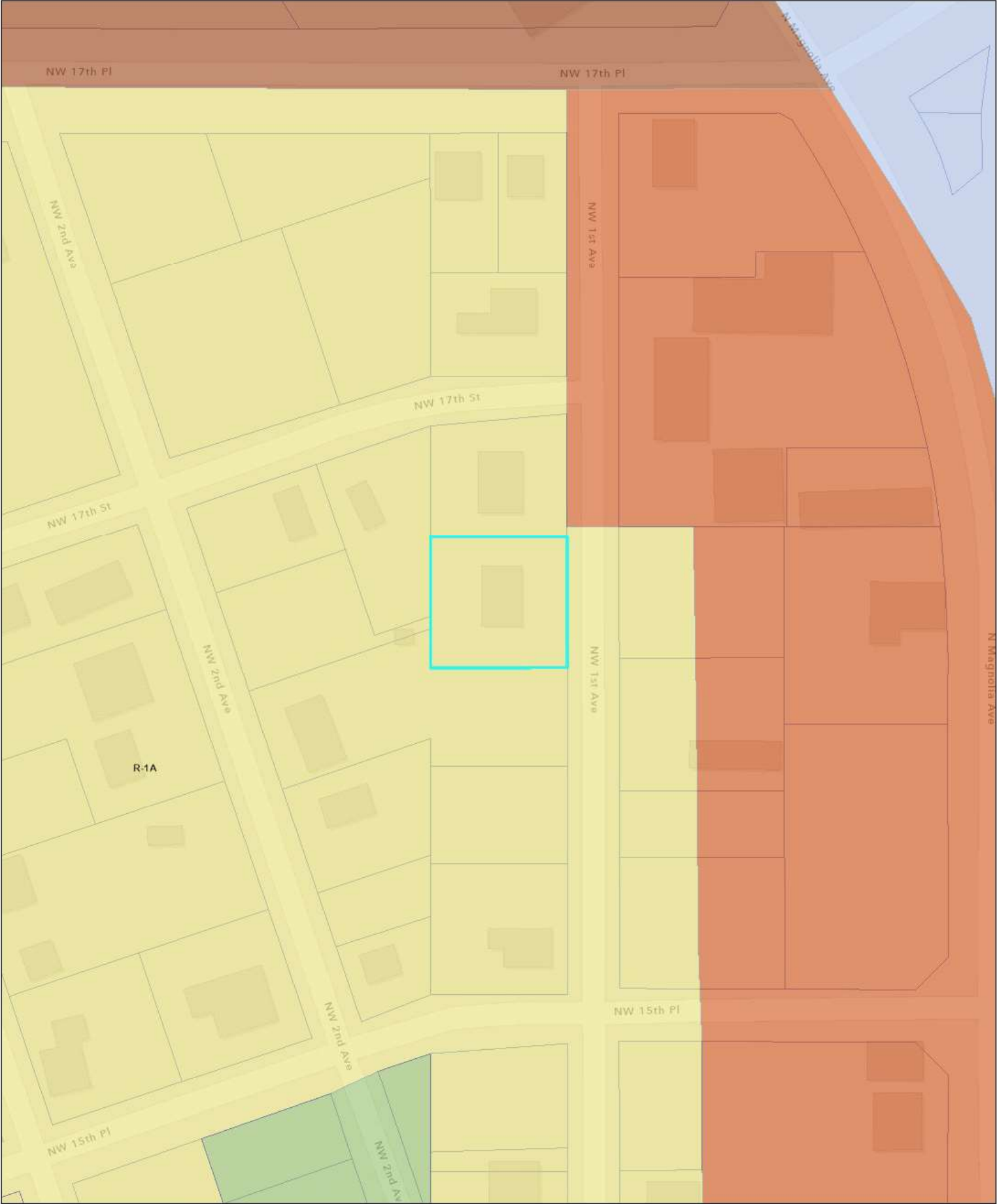
City Limits

Parcels


1:667



Esri Community Maps Contributors, Marion County Property Appraiser, FDEP, © OpenStreetMap, Microsoft, Esri, TomTom, Garmin, SafeGraph, GeoTechnology Inc., METI/NASA, USGS, EPA, NPS, US Census Bureau, USDA, USFWS, State of Florida, Maxar, Microsoft



- Zoning**
- B-4: General Business
 - B-5: Wholesale Business
 - GU: Governmental Use
 - M-1: Light Industrial
 - R-1A: Single Family Residential
 - R-1AA: Single Family Residential
 - City Limits
 - Parcels





**CENTRAL FLORIDA
WINDOW AND DOOR, LLC**
"YOUR WINDOW & DOOR PROFESSIONALS"

Last Modified Date: 09/21/2024 10:47:07

PO#:

Job Name:

Job Address:

Quote # 8107758

Ship Date:

Sales Person: Tony Brager

Contractor Report

ShipTo: CENTRAL FLORIDA WINDOW & DOOR

Account#: A03061

1891 SW 12TH AVE
OCALA, FL 34471

Phone# Fax# (352) 854-6044

012438-1

Customer Anita Drummond

Account #

Phone#

Fax#

| Line # | Item Description | Quantity | Line Pricing | |
|--|-------------------------------|----------|--------------|-----------|
| | | Ordered: | Sell Price | Ext Price |
| 0001 (1.00) | SH5400 VINYL SINGLE HUNG 5400 | 1.00 | \$422.19 | \$422.19 |
| Configuration: 36.X37.25X.,STD,5/8" FL,W,EQUAL,IG,CL,ARG,ES Max,NO GRID,DBL,SWEEP,1816K-BOXED,CMFRT LFT HNDL | | | | |



Certification Type: MIAMI
Frame Type: .625FLANGE
Window Style: STD
Size Ref: ACTUAL
Height: 37 1/4
Rough Masonry: 37 3/4 X 38 1/4
Egress Opening: 31 3/4 X 14 (3.0801 SQFT)
Balance Type: CONSTANT
Glass Makeup: IGA208A2
Does unit need to meet Turtle Code: NO
Low E: ENERGY SHIELD MAX
Privacy Glass: NONE - NONE
Reinf. Upgrade: NONE - None
Screen Frame Type: ROLLFORM
WOCD: N
Upgrade Hardware Finish: N
Lift Rail: N
Anchor Group: A.HU54.55.1
Acc Glass Breakage: N
CAR#: 23-0707.13
NegativeDesignPressure: 100.0000
EnergyStar: 1.0000
UF: 0.2900
VT: 0.4800
CPD. PGT-K-208-03784-00001

NOA Selection: 23-0707.13
Vent Configuration: EQUAL
Size Selection: CUSTOM
Width: 36.0000
Actual Size: 36 X 37 1/4
Wood Frame Opening: 36 1/4 X 37 1/2
Frame Color: W - White
Glass Family: IG - Insulating
Glass: 3/4" IG (1/8 AN- 1/2 ARG - 1/8 AN)
Glass Color: CL - CLEAR
Argon Gas: ARGON
Grid Type: NONE - NO Grid
Screen Type: 1816K - 1816 Charcoal
Vent Latch: N
Lock Type: SWEEP - Sweep Latch
Comfort Lift: Y
Lock Quantity: 2.0000
Boxing Options: BS - Box Screen
Vent Ht: 18.2679
PositiveDesignPressure: 50.0000
PANumber: FL239
CondensationResistance: 60.0000
SolarHeatGainCoeff: 0.2100
VTCOG: 0.6300

Location: Kitchen

Notes:

| 0002 (2.00) | HR5410 VINYL HORIZONTAL ROLLER 5410 | Ordered: 1.00 | Sell Price \$770.57 | Ext Price \$770.57 |
|---|-------------------------------------|------------------|------------------------|-----------------------|
| Configuration: 73.X49.5,5/8" FL,W,IG,CL,ARG,ES Max,NO GRID,XO,EQUAL,1816K-BOXED,SWEEP | | | | |

Quote # 8107758

Print Date 9/21/2024

Page 1 of 7



Certification Type: MIAMI
Frame Type: .625FLANGE
Vent Configuration: EQUAL
Size Ref: ACTUAL
Height: 49 1/2
Rough Masonry Opening: 74 3/4 X 50 1/2
Egress Opening: 31 9/16 X 44 9/16 SQFT 9.7564
Glass Family: IG - Insulating
Glass Makeup: IGA208A2
Does unit need to meet Turtle Code: NO
Low E: ENERGY SHIELD MAX
Privacy Glass: NONE - NONE
Reinf. Upgrade: NONE - None
Screen Frame Type: ROLLFORM
Window Opening Control Device: N
Upgrade Hardware Finish: N
Boxing Options: BS - Box Screen
CAR#: 23-0707.09
NegativeDesignPressure: 50.0000
EnergyStar: 1.0000
UF: 0.2900
VT: 0.4700
CPD: PGT-K-205-03784-00001

NOA Selection: 23-0707.09
Unit Configuration: XO
Size Selection: CUSTOM
Width: 73.0000
Actual Size: 73 X 49 1/2
Wood Frame Opening: 73 1/4 X 49 3/4
Frame Color: W - White
Glass Type: 1/8"- 1/8"
Glass: 3/4" IG (1/8 AN- 1/2 ARG - 1/8 AN)
Glass Color: CL - CLEAR
Argon Gas: ARGON
Grid Type: NONE - NO Grid
Screen Type: 1816K - 1816 Charcoal
Vent Latch: N
Lock Type: SWEEP - Sweep Latch
Anchor Group: A.HR54.55.1
Acc Glass Breakage: N
PositiveDesignPressure: 50.0000
PANumber: FL242
CondensationResistance: 60.0000
SolarHeatGainCoeff: 0.2000
VTCOG: 0.6300

Location: Living Room

Notes:

| | | | | |
|--|-------------------------------------|------------------|-------------------------------|------------------------------|
| 0003 (3.00) | HR5410 VINYL HORIZONTAL ROLLER 5410 | Ordered: 1.00 | <u>Sell Price</u> \$661.95 | <u>Ext Price</u> \$661.95 |
| Configuration: 73.X37.,5/8" FL,W,IG,CL,ARG,ES Max,NO GRID,XO,EQUAL,1816K-BOXED,SWEEP | | | | |



Certification Type: MIAMI
Frame Type: .625FLANGE
Vent Configuration: EQUAL
Size Ref: ACTUAL
Height: 37.0000
Rough Masonry Opening: 74 3/4 X 38
Egress Opening: 31 9/16 X 32 1/16 SQFT 7.0196
Glass Family: IG - Insulating
Glass Makeup: IGA208A2
Does unit need to meet Turtle Code: NO
Low E: ENERGY SHIELD MAX
Privacy Glass: NONE - NONE
Reinf. Upgrade: NONE - None
Screen Frame Type: ROLLFORM
Window Opening Control Device: N
Upgrade Hardware Finish: N
Boxing Options: BS - Box Screen
CAR#: 23-0707.09
NegativeDesignPressure: 60.3000
EnergyStar: 1.0000
UF: 0.2900
VT: 0.4700
CPD: PGT-K-205-03784-00001

NOA Selection: 23-0707.09
Unit Configuration: XO
Size Selection: CUSTOM
Width: 73.0000
Actual Size: 73 X 37
Wood Frame Opening: 73 1/4 X 37 1/4
Frame Color: W - White
Glass Type: 1/8"- 1/8"
Glass: 3/4" IG (1/8 AN- 1/2 ARG - 1/8 AN)
Glass Color: CL - CLEAR
Argon Gas: ARGON
Grid Type: NONE - NO Grid
Screen Type: 1816K - 1816 Charcoal
Vent Latch: N
Lock Type: SWEEP - Sweep Latch
Anchor Group: A.HR54.55.1
Acc Glass Breakage: N
PositiveDesignPressure: 60.3000
PANumber: FL242
CondensationResistance: 60.0000
SolarHeatGainCoeff: 0.2000
VTCOG: 0.6300

Location: Master Bedroom

Notes:

| | | | | |
|---|-------------------------------|------------------|-------------------------------|------------------------------|
| 0004 (4.00) | SH5400 VINYL SINGLE HUNG 5400 | Ordered: 1.00 | <u>Sell Price</u> \$474.71 | <u>Ext Price</u> \$474.71 |
| Configuration: 35.5X49.5X.,3042,STD,5/8" FL,W,EQUAL,IG,CL,ARG,ES Max,NO GRID,DBL,SWEEP,1816K-BOXED,CMFRT LFT HNDL | | | | |



Certification Type: MIAMI
Frame Type: .625FLANGE
Window Style: STD
Size Code: 3042.0000
Actual Size: 35 1/2 X 49 1/2
Wood Frame Opening: 35 3/4 X 49 3/4
Frame Color: W - White
Glass Family: IG - Insulating
Glass: 3/4" IG (1/8 AN- 1/2 ARG - 1/8 AN)
Glass Color: CL - CLEAR
Argon Gas: ARGON
Grid Type: NONE - NO Grid
Screen Type: 1816K - 1816 Charcoal
Vent Latch: N
Lock Type: SWEEP - Sweep Latch
Comfort Lift: Y
Lock Quantity: 2.0000
Boxing Options: BS - Box Screen
Vent Ht: 24.3930
PositiveDesignPressure: 50.0000
PANumber: FL239
CondensationResistance: 60.0000
SolarHeatGainCoeff: 0.2100
VTCOG: 0.6300

NOA Selection: 23-0707.13
Vent Configuration: EQUAL
Size Selection: NOMINAL
Size Ref: ACTUAL
Rough Masonry: 37 1/4 X 50 1/2
Egress Opening: 31 1/4 X 20 1/8 (4.3608 SQFT)
Balance Type: CONSTANT
Glass Makeup: IGA208A2
Does unit need to meet Turtle Code: NO
Low E: ENERGY SHIELD MAX
Privacy Glass: NONE - NONE
Reinf. Upgrade: NONE - None
Screen Frame Type: ROLLFORM
WOCD: N
Upgrade Hardware Finish: N
Lift Rail: N
Anchor Group: A.HU54.55.1
Acc Glass Breakage: N
CAR#: 23-0707.13
NegativeDesignPressure: 100.0000
EnergyStar: 1.0000
UF: 0.2900
VT: 0.4800
CPD: PGT-K-208-03784-00001

Location: Master Bedroom

Notes:

| | | Ordered: | Sell Price | Ext Price |
|--|-------------------------------|----------|------------|-----------|
| 0005 (5.00) | SH5400 VINYL SINGLE HUNG 5400 | 1.00 | \$532.81 | \$532.81 |
| Configuration: 35.X36.5X.,STD,5/8" FL,W,EQUAL,TIG,CL,ARG,ES Max,NO GRID,DBL,SWEEP,1816K-BOXED,CMFRT LFT HNDL | | | | |



Certification Type: MIAMI
Frame Type: .625FLANGE
Window Style: STD
Size Ref: ACTUAL
Height: 36 1/2
Rough Masonry: 36 3/4 X 37 1/2
Egress Opening: 30 3/4 X 13 5/8 (2.9031 SQFT)
Balance Type: CONSTANT
Tempered Location: UNIT
Glass: 3/4" IG (1/8 TMP - 1/2 ARG - 1/8 TMP)
Glass Color: CL - CLEAR
Argon Gas: ARGON
Grid Type: NONE - NO Grid
Screen Type: 1816K - 1816 Charcoal
Vent Latch: N
Lock Type: SWEEP - Sweep Latch
Comfort Lift: Y
Lock Quantity: 2.0000
Boxing Options: BS - Box Screen
Vent Ht: 17.8929
PositiveDesignPressure: 50.0000
PANumber: FL239
CondensationResistance: 60.0000
SolarHeatGainCoeff: 0.2100
VTCOG: 0.6300

NOA Selection: 23-0707.13
Vent Configuration: EQUAL
Size Selection: CUSTOM
Width: 35.0000
Actual Size: 35 X 36 1/2
Wood Frame Opening: 35 1/4 X 36 3/4
Frame Color: W - White
Glass Family: IG - Insulating
Glass Makeup: IGT208T2
Does unit need to meet Turtle Code: NO
Low E: ENERGY SHIELD MAX
Privacy Glass: NONE - NONE
Reinf. Upgrade: NONE - None
Screen Frame Type: ROLLFORM
WOCD: N
Upgrade Hardware Finish: N
Lift Rail: N
Anchor Group: A.HU54.55.1
Acc Glass Breakage: N
CAR#: 23-0707.13
NegativeDesignPressure: 100.0000
EnergyStar: 1.0000
UF: 0.2900
VT: 0.4800
CPD: PGT-K-208-03784-00001

Location: Master Bath

Notes:

| | | Ordered: | Sell Price | Ext Price |
|---|-------------------------------|----------|------------|-----------|
| 0006 (6.00) | SH5400 VINYL SINGLE HUNG 5400 | 1.00 | \$532.81 | \$532.81 |
| Configuration: 35.X36.25X.,STD,5/8" FL,W,EQUAL,TIG,CL,ARG,ES Max,NO GRID,DBL,SWEEP,1816K-BOXED,CMFRT LFT HNDL | | | | |

Quote # 8107758

Print Date 9/21/2024

Page 3 of 7



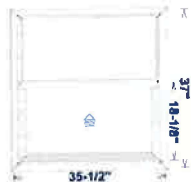
Certification Type: MIAMI
Frame Type: .625FLANGE
Window Style: STD
Size Ref: ACTUAL
Height: 36 1/4
Rough Masonry: 36 3/4 X 37 1/4
Egress Opening: 30 3/4 X 13 1/2 (2.8764 SQFT)
Balance Type: CONSTANT
Tempered Location: UNIT
Glass: 3/4" IG (1/8 TMP - 1/2 ARG - 1/8 TMP)
Glass Color: CL - CLEAR
Argon Gas: ARGON
Grid Type: NONE - NO Grid
Screen Type: 1816K - 1816 Charcoal
Vent Latch: N
Lock Type: SWEEP - Sweep Latch
Comfort Lift: Y
Lock Quantity: 2.0000
Boxing Options: BS - Box Screen
Vent Ht: 17.7679
PositiveDesignPressure: 50.0000
PANumber: FL239
CondensationResistance: 60.0000
SolarHeatGainCoeff: 0.2100
VTCOG: 0.6300

NOA Selection: 23-0707.13
Vent Configuration: EQUAL
Size Selection: CUSTOM
Width: 35.0000
Actual Size: 35 X 36 1/4
Wood Frame Opening: 35 1/4 X 36 1/2
Frame Color: W - White
Glass Family: IG - Insulating
Glass Makeup: IGT208T2
Does unit need to meet Turtle Code: NO
Low E: ENERGY SHIELD MAX
Privacy Glass: NONE - NONE
Reinf. Upgrade: NONE - None
Screen Frame Type: ROLLFORM
WOCD: N
Upgrade Hardware Finish: N
Lift Rail: N
Anchor Group: A.HU54.55.1
Acc Glass Breakage: N
CAR#: 23-0707.13
NegativeDesignPressure: 100.0000
EnergyStar: 1.0000
UF: 0.2900
VT: 0.4800
CPD: PGT-K-208-03784-00001

Location: Master Bath

Notes:

| | | | | |
|---|-------------------------------|------------------|-------------------------------|------------------------------|
| 0007 (7.00) | SH5400 VINYL SINGLE HUNG 5400 | Ordered: 1.00 | <u>Sell Price</u> \$418.84 | <u>Ext Price</u> \$418.84 |
| Configuration: 35.5X37.X.,STD,5/8" FL,W,EQUAL,IG,CL,ARG,ES Max,NO GRID,DBL,SWEEP,1816K-BOXED,CMFRT LFT HNDL | | | | |



Certification Type: MIAMI
Frame Type: .625FLANGE
Window Style: STD
Size Ref: ACTUAL
Height: 37.0000
Rough Masonry: 37 1/4 X 38
Egress Opening: 31 1/4 X 13 7/8 (3.0045 SQFT)
Balance Type: CONSTANT
Glass Makeup: IGA208A2
Does unit need to meet Turtle Code: NO
Low E: ENERGY SHIELD MAX
Privacy Glass: NONE - NONE
Reinf. Upgrade: NONE - None
Screen Frame Type: ROLLFORM
WOCD: N
Upgrade Hardware Finish: N
Lift Rail: N
Anchor Group: A.HU54.55.1
Acc Glass Breakage: N
CAR#: 23-0707.13
NegativeDesignPressure: 100.0000
EnergyStar: 1.0000
UF: 0.2900
VT: 0.4800
CPD: PGT-K-208-03784-00001

NOA Selection: 23-0707.13
Vent Configuration: EQUAL
Size Selection: CUSTOM
Width: 35 1/2
Actual Size: 35 1/2 X 37
Wood Frame Opening: 35 3/4 X 37 1/4
Frame Color: W - White
Glass Family: IG - Insulating
Glass: 3/4" IG (1/8 AN- 1/2 ARG - 1/8 AN)
Glass Color: CL - CLEAR
Argon Gas: ARGON
Grid Type: NONE - NO Grid
Screen Type: 1816K - 1816 Charcoal
Vent Latch: N
Lock Type: SWEEP - Sweep Latch
Comfort Lift: Y
Lock Quantity: 2.0000
Boxing Options: BS - Box Screen
Vent Ht: 18.1429
PositiveDesignPressure: 50.0000
PANumber: FL239
CondensationResistance: 60.0000
SolarHeatGainCoeff: 0.2100
VTCOG: 0.6300

Location: Bedroom 2

Notes:

| | | | | |
|---|-------------------------------|------------------|-------------------------------|------------------------------|
| 0008 (8.00) | SH5400 VINYL SINGLE HUNG 5400 | Ordered: 1.00 | <u>Sell Price</u> \$481.41 | <u>Ext Price</u> \$481.41 |
| Configuration: 36.X49.5X.,STD,5/8" FL,W,EQUAL,IG,CL,ARG,ES Max,NO GRID,DBL,SWEEP,1816K-BOXED,CMFRT LFT HNDL | | | | |

Quote # 8107758

Print Date 9/21/2024

Page 4 of 7



Certification Type: MIAMI
 Frame Type: .625FLANGE
 Window Style: STD
 Size Ref: ACTUAL
 Height: 49 1/2
 Rough Masonry: 37 3/4 X 50 1/2
 Egress Opening: 31 3/4 X 20 1/8 (4.4306 SQFT)
 Balance Type: CONSTANT
 Glass Makeup: IGA208A2
 Does unit need to meet Turtle Code: NO
 Low E: ENERGY SHIELD MAX
 Privacy Glass: NONE - NONE
 Reinf. Upgrade: NONE - None
 Screen Frame Type: ROLLFORM
 WOCD: N
 Upgrade Hardware Finish: N
 Lift Rail: N
 Anchor Group: A.HU54.55.1
 Acc Glass Breakage: N
 CAR#: 23-0707.13
 NegativeDesignPressure: 100.0000
 EnergyStar: 1.0000
 UF: 0.2900
 VT: 0.4800
 CPD: PGT-K-208-03784-00001

NOA Selection: 23-0707.13
 Vent Configuration: EQUAL
 Size Selection: CUSTOM
 Width: 36.0000
 Actual Size: 36 X 49 1/2
 Wood Frame Opening: 36 1/4 X 49 3/4
 Frame Color: W - White
 Glass Family: IG - Insulating
 Glass: 3/4" IG (1/8 AN- 1/2 ARG - 1/8 AN)
 Glass Color: CL - CLEAR
 Argon Gas: ARGON
 Grid Type: NONE - NO Grid
 Screen Type: 1816K - 1816 Charcoal
 Vent Latch: N
 Lock Type: SWEEP - Sweep Latch
 Comfort Lift: Y
 Lock Quantity: 2.0000
 Boxing Options: BS - Box Screen
 Vent Ht: 24.3930
 PositiveDesignPressure: 50.0000
 PANumber: FL239
 CondensationResistance: 60.0000
 SolarHeatGainCoeff: 0.2100
 VTCOG: 0.6300

Location: Bedroom 2

Notes:

| | | | | |
|---|-------------------------------|------------------|------------------------|-----------------------|
| 0009 (9.00) | SH5400 VINYL SINGLE HUNG 5400 | Ordered: 1.00 | Sell Price \$481.41 | Ext Price \$481.41 |
| Configuration: 35.75X49.5X.,STD,5/8" FL,W,EQUAL,IG,CL,ARG,ES Max,NO GRID,DBL,SWEEP,1816K-BOXED,CMFRT LFT HNDL | | | | |



Certification Type: MIAMI
 Frame Type: .625FLANGE
 Window Style: STD
 Size Ref: ACTUAL
 Height: 49 1/2
 Rough Masonry: 37 1/2 X 50 1/2
 Egress Opening: 31 1/2 X 20 1/8 (4.3957 SQFT)
 Balance Type: CONSTANT
 Glass Makeup: IGA208A2
 Does unit need to meet Turtle Code: NO
 Low E: ENERGY SHIELD MAX
 Privacy Glass: NONE - NONE
 Reinf. Upgrade: NONE - None
 Screen Frame Type: ROLLFORM
 WOCD: N
 Upgrade Hardware Finish: N
 Lift Rail: N
 Anchor Group: A.HU54.55.1
 Acc Glass Breakage: N
 CAR#: 23-0707.13
 NegativeDesignPressure: 100.0000
 EnergyStar: 1.0000
 UF: 0.2900
 VT: 0.4800
 CPD: PGT-K-208-03784-00001

NOA Selection: 23-0707.13
 Vent Configuration: EQUAL
 Size Selection: CUSTOM
 Width: 35 3/4
 Actual Size: 35 3/4 X 49 1/2
 Wood Frame Opening: 36 X 49 3/4
 Frame Color: W - White
 Glass Family: IG - Insulating
 Glass: 3/4" IG (1/8 AN- 1/2 ARG - 1/8 AN)
 Glass Color: CL - CLEAR
 Argon Gas: ARGON
 Grid Type: NONE - NO Grid
 Screen Type: 1816K - 1816 Charcoal
 Vent Latch: N
 Lock Type: SWEEP - Sweep Latch
 Comfort Lift: Y
 Lock Quantity: 2.0000
 Boxing Options: BS - Box Screen
 Vent Ht: 24.3930
 PositiveDesignPressure: 50.0000
 PANumber: FL239
 CondensationResistance: 60.0000
 SolarHeatGainCoeff: 0.2100
 VTCOG: 0.6300

Location: Bedroom 3

Notes:

| | | | | |
|--|-------------------------------------|------------------|------------------------|-----------------------|
| 0010 (10.00) | HR5410 VINYL HORIZONTAL ROLLER 5410 | Ordered: 1.00 | Sell Price \$661.95 | Ext Price \$661.95 |
| Configuration: 73.X37.,5/8" FL,W,IG,CL,ARG,ES Max,NO GRID,XO,EQUAL,1816K-BOXED,SWEEP | | | | |



Certification Type: MIAMI
Frame Type: .625FLANGE
Vent Configuration: EQUAL
Size Ref: ACTUAL
Height: 37.0000
Rough Masonry Opening: 74 3/4 X 38
Egress Opening: 31 9/16 X 32 1/16 SQFT 7.0196
Glass Family: IG - Insulating
Glass Makeup: IGA208A2
Does unit need to meet Turtle Code: NO
Low E: ENERGY SHIELD MAX
Privacy Glass: NONE - NONE
Reinf. Upgrade: NONE - None
Screen Frame Type: ROLLFORM
Window Opening Control Device: N
Upgrade Hardware Finish: N
Boxing Options: BS - Box Screen
CAR#: 23-0707.09
NegativeDesignPressure: 60.3000
EnergyStar: 1.0000
UF: 0.2900
VT: 0.4700
CPD: PGT-K-205-03784-00001

NOA Selection: 23-0707.09
Unit Configuration: XO
Size Selection: CUSTOM
Width: 73.0000
Actual Size: 73 X 37
Wood Frame Opening: 73 1/4 X 37 1/4
Frame Color: W - White
Glass Type: 1/8" - 1/8"
Glass: 3/4" IG (1/8 AN- 1/2 ARG - 1/8 AN)
Glass Color: CL - CLEAR
Argon Gas: ARGON
Grid Type: NONE - NO Grid
Screen Type: 1816K - 1816 Charcoal
Vent Latch: N
Lock Type: SWEEP - Sweep Latch
Anchor Group: A.HR54.55.1
Acc Glass Breakage: N
PositiveDesignPressure: 60.3000
PANumber: FL242
CondensationResistance: 60.0000
SolarHeatGainCoeff: 0.2000
VTCOG: 0.6300

Location: Bedroom 3

Notes:

| | | | | |
|-----------------|-------------------------------|------------------|--------------------------|-------------------------|
| 0011 (11.00) | SGD5470 VINYL SGD SERIES 5470 | Ordered: 1.00 | Sell Price \$2,789.21 | Ext Price \$2,789.21 |
|-----------------|-------------------------------|------------------|--------------------------|-------------------------|

Configuration: 60.X80.,5068,BYPASS,2P2T,XX,STD,2.5,W,TIG,CLEAR,ARG,ES Max,NO GRID,ALL



Send Unit: COMPLETE
NOA Selection: 23-0710.09
Pnl/Trk: 2 Panel / 2 Track
Panel Stack: STD
Size Code: 5068.0000
Calc Track Length: 60.0000
Glass Makeup: IGT311T3
Glass Family: IG - Insulating
Glass Color: CL - CLEAR
Argon Gas: ARGON
Grid Type: NONE - NO Grid
Screen Panel Type: NONE
Handle Type: RAISED/RAISED
Lock/Handle Location: STD
Key Lock: N
Panel Opr Rlr: STEELTM Steel Tandem
Send frm w/snap on Nail Fin: N
Max Energy/Composite Reinf: N
CAR#: 23-0710.09
NegativeDesignPressure: 106.3000
EnergyStar: NONE
UF: 0.3300
VT: 0.4300
CPD: PGT-K-211-01061-00004

Certification Type: MIAMI
Door Configuration: BYPASS
Panel Configuration: XX
Size Selection: NOMINAL
Actual Size: 60 X 80
Frame Color: W - White
Glass: 1" IG (3/16 TMP- 11/16 ARG - 3/16 TMP)
Does unit need to meet Turtle Code: NO
Low E: ENERGY SHIELD MAX
Privacy Glass: NONE - NONE
Sill Riser Height: 2.5000
Send Screen Frame with Unit: N
Handle Color: W - White
Secondary Lock Type: NONE
Keyed Alike: N
Anchor Group: A.SG54.55.1
Boxing Options: N - None
Acc Glass Breakage: N
PositiveDesignPressure: 38.7000
PANumber: FL251
CondensationResistance: 58.0000
SolarHeatGainCoeff: 0.1900
VTCOG: 0.6300

Location:

Notes:

| | | | | |
|----------------|--------------|------------------|--------------------------|-------------------------|
| 0012 (1.00) | INSTALLATION | Ordered: 1.00 | Sell Price \$2,750.00 | Ext Price \$2,750.00 |
|----------------|--------------|------------------|--------------------------|-------------------------|

Configuration:

Location:

Notes:

Products Ordered

Total Quantity

SH5400

7

Quote # 8107758

Print Date 9/21/2024

Page 6 of 7

| | |
|--------------|---|
| HR5410 | 3 |
| SGD5470 | 1 |
| INSTALLATION | 1 |

| | |
|----------------------------|--------------------|
| TOTAL SALE AMT: | \$10,977.86 |
| TOTAL CUSTOMER TAX: | \$0.00 |
| NET SALE AMOUNT: | \$10,977.86 |

Anita Drummond Ocala
1618 NW 1st Av

CSC Pricing Worksheet

Sheet 1 of 1

Scanned with
CamScanner

1 of 1

| | | | | | | | | |
|--|--|--|--|--|--|--|--|--|
| | | | | | | | | |
| | | | | | | | | |
| | | | | | | | | |
| | | | | | | | | |
| | | | | | | | | |
| | | | | | | | | |
| | | | | | | | | |
| | | | | | | | | |
| | | | | | | | | |

| Job Labor Item | Quantity | Job Labor Price |
|----------------|----------|-----------------|
| | | |
| | | |
| | | |
| | | |
| | | |
| | | |
| | | |

| |
|---------------------------|
| Job Total |
| \$11117.70 |
| Promotion Type |
| Buy More Save More |
| Promotion Amount |
| \$1235.30 |
| Sales Tax |
| |
| Contract Total |
| \$11117.70 |



ORDER INFORMATION

Project Name: Anita Drummond
Customer PO:
Prepared By: tbrager@cfwd1.com
Creation Date: 9/21/2024

CUSTOMER QUOTE

QUOTE NUMBER: 100597
PAGE 1 OF 2

SHIP TO:

CENTRAL FLORIDA WINDOW & DOOR
1891 SW 12TH AVE
OCALA, FL 34471

DEALER INFORMATION

CENTRAL FLORIDA WINDOW & DOOR
2500 SW 17 RD #100
OCALA, FL 34471
P:

Order Notes:

| LINE ITEM # | ROOM | QUANTITY | PRICE | EXTENDED |
|-------------|---------------|----------|------------|------------|
| 100-1 | None Assigned | 1 | \$1,085.24 | \$1,085.24 |

Line Notes:

Room: None Assigned
Hybrid Exterior Fiberglass Single Left Hand Inswing
Frame Width: 37.5
Frame Height: 81.8125
Weather Zone: None

Door Design:
S206-LE 3'0" X 6'8" Smooth Star Half Lite 2 Panel
22 x 36 Low-E

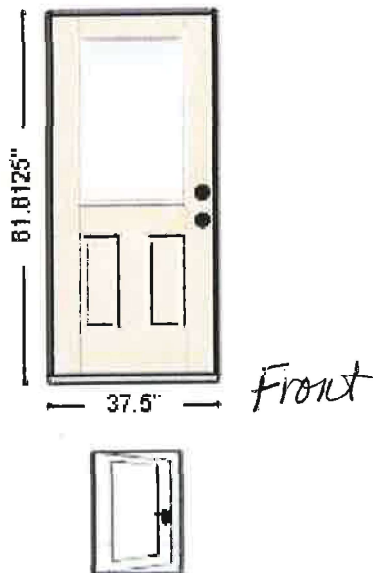
Hardware & Machining:
Stainless Steel Security Tab Hinges
Double Bore With 2 3/8 " Backset And Standard (1-1/8" X 2-1/4" with
3/32" Mortise Depth) Deadbolt Jamb Strike Prep

Frame & Sill:

4 9/16" Composite Smooth White Frame
WM 180 Brickmould Sent Loose
Screw Cover Sent Loose
4 9/16" Mill Finish Composite Adjustable
White Weather Strip

Prefinish Options:

Door Finish Type: Unfinished
Exterior Trim and Jamb Finish: Unfinished
Interior Jamb Finish: Unfinished





ORDER INFORMATION

Project Name: Anita Drummond
Customer PO:
Prepared By: tbrager@cfwd1.com
Creation Date: 9/21/2024

CUSTOMER QUOTE

QUOTE NUMBER: 100597
PAGE 2 OF 2

SHIP TO:

CENTRAL FLORIDA WINDOW & DOOR
1891 SW 12TH AVE
OCALA, FL 34471

DEALER INFORMATION

CENTRAL FLORIDA WINDOW & DOOR
2500 SW 17 RD #100
OCALA, FL 34471
P:

Order Notes:

| LINE ITEM # | ROOM | QUANTITY | PRICE | EXTENDED |
|-------------|---------------|----------|------------|------------|
| 200-1 | None Assigned | 1 | \$1,085.24 | \$1,085.24 |

Line Notes:

Room: None Assigned
Hybrid Exterior Fiberglass Single Right Hand Inswing
Frame Width: 37.5
Frame Height: 81.8125
Weather Zone: None

Door Design:
S206-LE 3'0" X 6'8" Smooth Star Half Lite 2 Panel
22 x 36 Low-E

Hardware & Machining:
Stainless Steel Security Tab Hinges
Double Bore With 2 3/8 " Backset And Standard (1-1/8" X 2-1/4" with
3/32" Mortise Depth) Deadbolt Jamb Strike Prep

Frame & Sill:

4 9/16" Composite Smooth White Frame
WM 180 Brickmould Sent Loose
Screw Cover Sent Loose
4 9/16" Mill Finish Composite Adjustable
White Weather Strip

Prefinish Options:

Door Finish Type: Unfinished
Exterior Trim and Jamb Finish: Unfinished
Interior Jamb Finish: Unfinished



rear



Sub Total: **\$2,170.48**

Grand Total: **\$3,179.00**

*Grand Total May Include Labor, Freight, & Tax



Customer Name:

Address:

Phone:

Fax:

Customer Information:

Comments:

Project Name: Anita Drummond

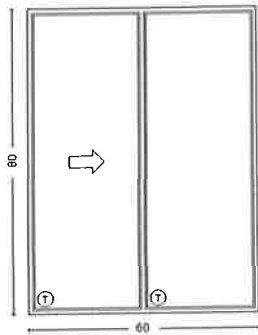
Quote Name: SGD

Quote Number: 5432585

Order Date: Quote Not Ordered

PO Number:

| ITEM & SIZES | LOCATION / TAG | PRODUCT DESCRIPTION | UNIT PRICE / EXTENDED PRICE |
|------------------------|----------------|---|-----------------------------|
| Line Item: 100-1 | None Assigned | *** PRODUCT *** | |
| Quantity: 1 | | Row 1 420 Two Panel KD Patio Door - X-xx - 1 Units - 60W x 80H | |
| RO Size: 60.5" X 80.5" | | *** DIMENSIONS *** | |
| Unit Size: 60" X 80" | | 60W x 80H | |
| | | *** FRAME *** | |
| | | South, Aluminum, Frame Type - Finless, 2" Sill, 5.1250, DP-55.1, | |
| | | Exterior Color - White | |
| | | *** GLASS *** | |
| | | Glazing Type - Insulated, Glass Tint - Clear, HP Low-E, Tempered | |
| | | Location - Full, Glass Strength - DSB | |
| | | *** SCREEN *** | |
| | | Screen - Aluminum | |
| | | *** HARDWARE *** | |
| | | Flush Mount | |
| | | *** NFRC *** | |
| | | Series 420::DoubleSlidingDoor, U-Factor::0.54, SHGC::0.25, VT::0.47 | |
| | | *** Performance *** | |
| | | Series 420::DoubleSlidingDoor, Calculated Positive DP Rating::40, | |
| | | Calculated Negative DP Rating::40, DP Rule ID::420 PD, Rating | |
| | | Type::DesignPressure, Performance Grade::R-PG40, Water | |
| | | Rating::5.43, FL ID::15332, STC Rating::26, OITC Data::23 | |
| | | | Unit Price: \$1,536.71 |
| | | | Extended Price: \$1,536.71 |

**420 Two Panel KD Patio Door - X-xx - 5068**

Units are viewed from the Exterior

| | |
|---------------------------|-------------------|
| Total Unit Count: | 1 |
| Sub Total: | \$1,536.71 |
| Freight: | \$0.00 |
| Labor: | \$0.00 |
| Sales Tax: | \$0.00 |
| Total Order Price: | \$1,536.71 |

Accepted By: Please Print Name

Signature: _____

Date: _____

MI is not responsible for quoting errors. Verify that the quote is up-to-date and the accuracy of all information on the quote before placing an order. Line-Item Comments should not be used to alter configurations. Also verify product options and ratings on the Order Acknowledgment as it gives the most up-to-date product information and product ratings. Immediately report any differences to MI.

All sales are subject to and incorporate MI's Terms and Conditions of Sale and Limited Lifetime Product Warranty, which are available from MI and should be reviewed prior to placing an order. Any additional terms submitted by a customer or contained on its purchase order are rejected and shall not apply to this quote or any later sale unless expressly agreed by MI in writing. See MI's Field Testing Policy for field testing requirements and associated costs. The scope of responsibility of MI for product supplied is stated exclusively within this quote and the aforementioned documents.

For Information regarding MI's Product Handling Recommendations, please visit miwindows.com/handling



Milgard Manufacturing, LLC is a subsidiary of MI Windows and Doors, LLC

Wincore Entry Door Pricing Worksheet

St Pete

| | | | | | |
|--|-----------------------------------|--|---|---|---|
| Customer Name: ANITA DRUMMOND | | JCI #: _____ | | Consultant: Lattimer | |
| Entry Door Selections: | | | | | |
| Step 1 | Configuration: Circle choice: | Circle choice: <input checked="" type="radio"/> Single Door Config Quantity: 2 | <input checked="" type="radio"/> Single, 1 Sidelite 2 | <input type="radio"/> Single, 2 Sidelights 3 | <input type="radio"/> Single, 2 Sidelights, Elliptical Transom 4 |
| NOTE: Use the configuration quantity listed above to price out the FINISH OPTIONS and JAMB OPTIONS | | | | | |
| Step 2 | Texture: | Circle choice: Smooth <input checked="" type="radio"/> Painted Smooth <input checked="" type="radio"/> Oak Grain <input type="radio"/> Mahogany | | | |
| Step 3 | Finish: | Circle choice: Stain: Light Oak Natural Oak Fine Oak Cherry Cedar Walnut English Walnut Mahogany Charcoal Moorish Teak Paints: <input checked="" type="radio"/> White <input checked="" type="radio"/> Almond <input checked="" type="radio"/> Beige <input checked="" type="radio"/> Black <input checked="" type="radio"/> Brown <input checked="" type="radio"/> Clay <input checked="" type="radio"/> Cranberry <input checked="" type="radio"/> Hunter Green <input checked="" type="radio"/> Medium Brown <input checked="" type="radio"/> Mesa Red <input checked="" type="radio"/> Mocha <input checked="" type="radio"/> Smoke <input checked="" type="radio"/> Stillwater <input checked="" type="radio"/> Tan <input checked="" type="radio"/> Cypress <input checked="" type="radio"/> Milk Chocolate <input checked="" type="radio"/> Enzian <input checked="" type="radio"/> Blue <input checked="" type="radio"/> Value Red <input checked="" type="radio"/> Eggplant <input checked="" type="radio"/> Pine | | | |
| Step 4 | Glass Series: | Circle choice: Aurora <input checked="" type="radio"/> Brentwood <input checked="" type="radio"/> Heirlooms <input checked="" type="radio"/> Mediterranean <input checked="" type="radio"/> Monterey <input checked="" type="radio"/> Riverwood <input checked="" type="radio"/> Clear | Enter Price Listed \$3,564ea | | |
| Step 5 | Caming: | Circle choice: <input checked="" type="radio"/> Bright Zinc <input checked="" type="radio"/> Patina <input checked="" type="radio"/> Satin Nickel <input checked="" type="radio"/> Brass <input checked="" type="radio"/> Wrought Iron <input checked="" type="radio"/> Platinum | 2pn1 1/2 lite | | |
| Step 6 | Door Style: | Enter selection: _____ (See Price Book for availability) | | | |
| Step 7 | Sidelites: | Sidelite Style: _____ Texture/Finish: _____ Caming: _____ Quantity: 1 Price Listed: \$ 2 | 2 <input checked="" type="radio"/> X Price = \$7,129 | | |
| Step 8 | Transom: | Circle desired shape: Rectangular <input checked="" type="radio"/> Elliptical <input type="radio"/> Caming: _____ | Enter Price Listed \$ | | |
| Step 9 | Blinds Options: | Circle desired option: Raise, Lower, Tilt Blinds <input checked="" type="radio"/> Harmony Blinds <input type="radio"/> | Enter Price Listed \$ | | |
| TOTAL ENTRY DOOR PRICE (BEFORE OPTIONS) (A) | | | | | \$ - |
| Entry Door Options: | | | | | |
| | | Unit Measure | Qty | Unit Price | Sub-Total |
| Jamb Options | Oversize Jamb - 5 1/4" | Use Config Qty # 200 (1 each for each side) | | \$ 34 | \$ - |
| | Oversize Jamb - 6 9/16" | Use Config Qty # 200 (1 each for each side) | | \$ 34 | \$ - |
| | Oversize Brickmould > 2 and <= 3 | Per Opening | | \$ 144 | \$ - |
| | Oversize Brickmould > 3 and <= 4 | Per Opening | | \$ 201 | \$ - |
| Optional Hardware | Kickplate | Each | | \$ 174 | \$ - |
| | Peep Site | Each | | \$ 21 | \$ - |
| | Door Knocker | Each | | \$ 47 | \$ - |
| | Door Knocker with Viewer | Each | | \$ 58 | \$ - |
| | Wheelchair Accessible Sill | Each | | \$ 23 | \$ - |
| | Mailslot | Each | | \$ 197 | \$ - |
| | Adjustable Hinge Options | Single Per Opening | | \$ 254 | \$ - |
| | | Double Per Opening | | \$ 508 | \$ - |
| | Pet Door | Small Each | | \$ 181 | \$ - |
| | | Medium Each | | \$ 270 | \$ - |
| | Large Each | | \$ 360 | \$ - | |
| Sidelite Options (12" and 14" Sidelites only. Pricing Only 30", 32", 34" and 36" door widths) | Venting - Adder to the Sidelite | Each | | \$ 448 | \$ - |
| | Operating - Adder to the Sidelite | Each | | \$ 214 | \$ - |
| ENTRY DOOR OPTIONS SUBTOTAL (B) | | | | | \$ - |
| Entry Door Labor Options | | | | | |
| | | Unit Measure | Qty | Unit Price | Sub-Total |
| Lead-Safe Renovation | | Per Opening | | \$ 75 | \$ - |
| Door Wrap (PVC Coil) - F&I | | Per Opening | | \$ 100 | \$ - |
| Door Wrap (Custom Color) | | Per Job | | \$ 100 | \$ - |
| New Interior Wood Casing F&I (2 1/4 Paint Grade Pine) | | Lin Ft | | \$ 4 | \$ - |
| New Interior Wood Casing F&I (3 1/4 Paint Grade Pine) | | Lin Ft | | \$ 6 | \$ - |
| New Interior Wood Casing F&I (2 1/4 Stain Grade Pine) | | Lin Ft | | \$ 7 | \$ - |
| New Interior Wood Casing F&I (3 1/4 Stain Grade Pine) | | Lin Ft | | \$ 9 | \$ - |
| New Interior Wood Casing F&I (2 1/4 Hardwood) | | Lin Ft | | \$ 9 | \$ - |
| New Interior Wood Casing F&I (3 1/4 Hardwood) | | Lin Ft | | \$ 11 | \$ - |
| Second Story Door Installation | | Each | | \$ 100 | \$ - |
| Replace Rotted Wood | | Lin Ft | | \$ 7 | \$ - |
| Sub Sill Replacement | | Each | | \$ 200 | \$ - |
| Remove Existing Storm/Security Door | | Each | | \$ 50 | \$ - |
| Miscellaneous Labor | | Per Hour | | \$ 50 | \$ - |
| ENTRY DOOR LABOR OPTIONS SUBTOTAL (C) | | | | | \$ - |
| TOTAL PROJECT AMOUNT (A+B+C) | | | | | \$7,129 |
| Estimated Monthly Payment* | | | | | \$ - |
| * Equal to Project Amount x .019 (based on the assumption of 84 months and 13.99% APR) | | | | | |



Size and Finish Texture Guide for Doors with Heirlooms Glass

| DOOR STYLES | 32" WIDTH | | | 34" WIDTH | | | 36" WIDTH | | |
|-------------------------|-----------|-----------|----------------|-----------|-----------|----------------|-----------|-----------|----------------|
| | SMOOTH | OAK GRAIN | MAHOGANY GRAIN | SMOOTH | OAK GRAIN | MAHOGANY GRAIN | SMOOTH | OAK GRAIN | MAHOGANY GRAIN |
| Full Lite * | YES | YES | YES | YES | YES | YES | YES | YES | YES |
| 1 Panel 3/4 Lite | | | | | | | YES | YES | |
| 1 Panel 3/4 Oval Elite | | | | | | | YES | YES | |
| 2 Panel 3/4 Lite | YES | YES | | | | | YES | YES | |
| 2 Panel Twin 3/4 Lite | | | | | | | YES | YES | |
| 2 Panel 3/4 Oval Elite | | | | | | | YES | YES | |
| 2 Panel 3/4 Oval Deluxe | | | | | | | | YES | YES |
| 2 Panel 1/2 Lite | YES | YES | YES | YES | YES | YES | ★ | YES | YES |
| 2 Panel Twin 1/2 Lite | YES | YES | YES | YES | YES | YES | YES | YES | YES |
| 4 Panel Fan | YES | YES | YES | YES | YES | YES | YES | YES | YES |
| 8 Panel Center Lite | | | | | | | YES | YES | |
| 7 Panel Center Lite | | | | | | | | YES | |
| SIDELITES | 12" WIDTH | | | 14" WIDTH | | | | | |
| | SMOOTH | OAK GRAIN | MAHOGANY GRAIN | SMOOTH | OAK GRAIN | MAHOGANY GRAIN | | | |
| Sidelite - Full Lite * | YES | YES | YES | YES | YES | YES | | | |
| Sidelite - 3/4 Lite * | YES | YES | | YES | YES | | | | |
| Sidelite - 1/2 Lite * | YES | YES | YES | YES | YES | YES | | | |

Jimmy H. Cowan, Jr., CFA

Marion County Property Appraiser



501 SE 25th Avenue, Ocala, FL 34471 Telephone: (352) 368-8300 Fax: (352) 368-8336

2024 Property Record Card Real Estate

25835-014-07

[GOOGLE Street View](#)

Prime Key: 1951712

[MAP IT+](#)

Property Information

DRUMMOND ANITA RENELL
JOHNSON
1618 NW 1ST AVE
OCALA FL 34475-9007

Taxes / Assessments: \$2,181.30
Map ID: 178
Millage: 1001 - OCALA

M.S.T.U.

PC: 01

Acres: .24

Situs: Situs: 1618 NW 1ST AVE OCALA

Current Value

| | |
|----------------------|-----------|
| Land Just Value | \$45,675 |
| Buildings | \$101,680 |
| Miscellaneous | \$867 |
| Total Just Value | \$148,222 |
| Total Assessed Value | \$148,222 |
| Exemptions | (50,000) |
| Total Taxable | \$98,222 |
| School Taxable | \$123,222 |

Ex Codes: 01 38

History of Assessed Values

| Year | Land Just | Building | Misc Value | Mkt/Just | Assessed Val | Exemptions | Taxable Val |
|------|-----------|-----------|------------|-----------|--------------|------------|-------------|
| 2024 | \$45,675 | \$101,680 | \$867 | \$148,222 | \$148,222 | \$50,000 | \$98,222 |
| 2023 | \$34,800 | \$74,794 | \$665 | \$110,259 | \$64,879 | \$0 | \$64,879 |
| 2022 | \$18,705 | \$57,447 | \$578 | \$76,730 | \$58,981 | \$0 | \$58,981 |

Property Transfer History

| Book/Page | Date | Instrument | Code | Q/U | V/I | Price |
|---------------------------|---------|-------------|--------------------|-----|-----|----------|
| UNRE/INST | 03/2021 | 70 OTHER | 0 | U | I | \$100 |
| 2622/1109 | 03/1999 | 76 MAR CER | 0 | U | I | \$100 |
| 1653/1387 | 04/1990 | 07 WARRANTY | 5 V-OTHER MLSAGENT | Q | I | \$33,500 |
| 1593/1102 | 07/1989 | 31 CERT TL | 0 | U | I | \$100 |
| 1290/1102 | 06/1985 | 07 WARRANTY | 0 | Q | I | \$35,900 |

Property Description

SEC 07 TWP 15 RGE 22
PLAT BOOK A PAGE 166
THE CENTRAL LAND CO'S REVISED REPLAT OF MARION HEIGHTS

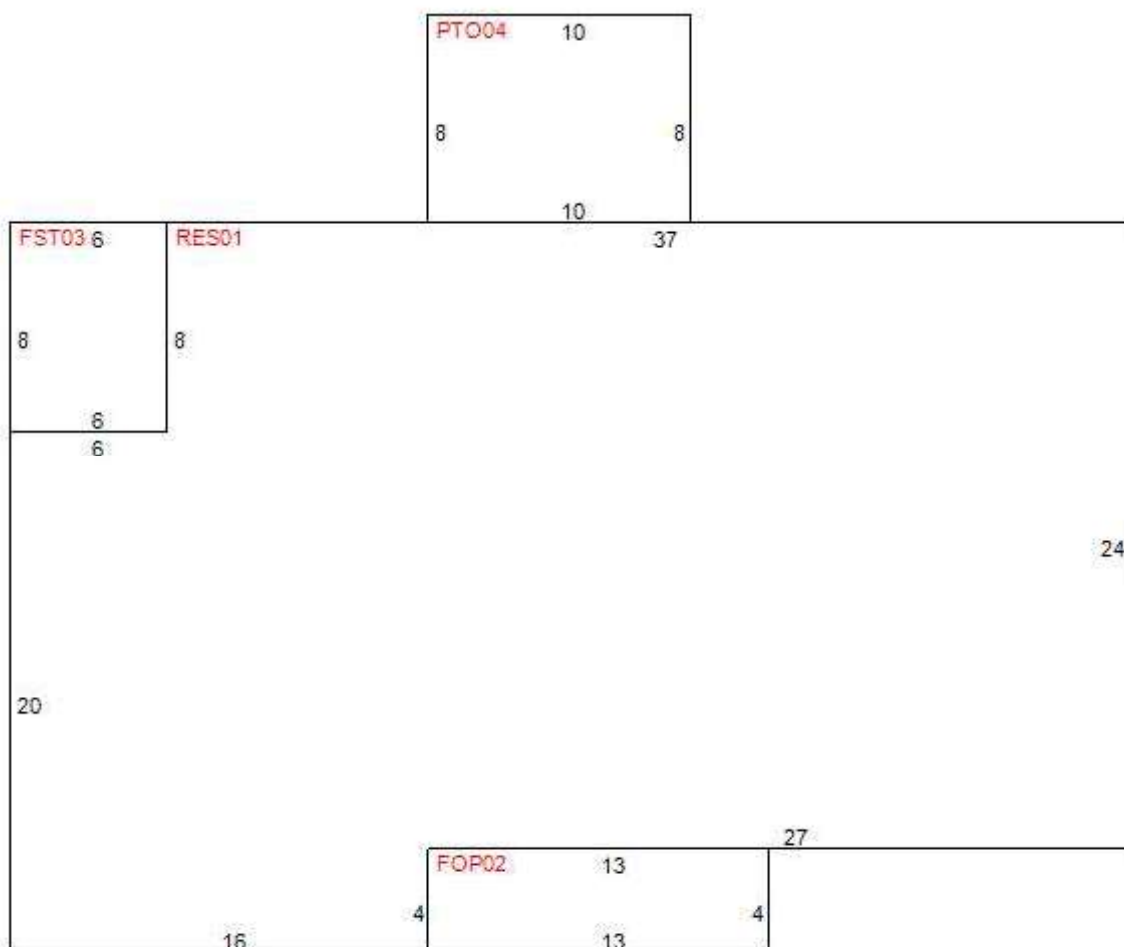
Parent Parcel: 25835-000-00

| Use | CUse | Front | Depth | Zoning | Units | Type | Rate | Loc | Shp | Phy | Class Value | Just Value |
|---|------|-------|-------|--------|--------|------|----------|------|------|------|--------------------|------------|
| 0100 | | 100.0 | 105.0 | R1A | 100.00 | FF | 525.0000 | 1.00 | 0.87 | 1.00 | 45,675 | 45,675 |
| Neighborhood 1034 - MARION HEIGHTS RES ONLY | | | | | | | | | | | Total Land - Class | \$45,675 |
| Mkt: 8 70 | | | | | | | | | | | Total Land - Just | \$45,675 |

Building 1 of 1

FOP02=D4L13U4R13.L13D4L16U20

PTO04=U8R10D8L10.



| | |
|----------------------|---------------------------|
| Improvement | 1F - SFR- 01 FAMILY RESID |
| Effective Age | 5 - 20-24 YRS |

Year Built 1985
Physical Deterioration 0%

| | | | | | | | | | | |
|-------------------------------|-----------------|-------------------------------|-------------------------------|----------------|----------|--------------------|--------------|----------------------|---------------------|----------------|
| Condition | 4 | Obsolescence: Functional 0% | | | | | | | | |
| Quality Grade | 400 - FAIR | Obsolescence: Locational 0% | | | | | | | | |
| Inspected on | 2/6/2024 by 118 | Architecture 0 - STANDARD SFR | | | | | | | | |
| Base Perimeter 142 | | | | | | | | | | |
| Type | ID | Exterior Walls | Stories | Year Built | Finished | Attic | Bsmt Area | Bsmt Finish | Ground Floor Area | Total Flr Area |
| RES | 0138 | - WD SIDING-SHTG | 1.00 | 1985 | N | | 0 % | 0 % | 1,048 | 1,048 |
| FOP | 0201 | - NO EXTERIOR | 1.00 | 1985 | N | | 0 % | 0 % | 52 | 52 |
| FST | 0338 | - WD SIDING-SHTG | 1.00 | 1985 | N | | 0 % | 0 % | 48 | 48 |
| PTO | 0401 | - NO EXTERIOR | 1.00 | 1985 | N | | 0 % | 0 % | 80 | 80 |
| Section: 1 | | | | | | | | | | |
| Roof Style: 10 GABLE | | | Floor Finish: 24 CARPET | | | Bedrooms: 3 | | Blt-In Kitchen: Y | | |
| Roof Cover: 08 FBRGLASS SHNGL | | | Wall Finish: 16 DRYWALL-PAINT | | | 4 Fixture Baths: 0 | | Dishwasher: N | | |
| Heat Meth 1: 22 DUCTED FHA | | | Heat Fuel 1: 10 ELECTRIC | | | 3 Fixture Baths: 2 | | Garbage Disposal: N | | |
| Heat Meth 2: 00 | | | Heat Fuel 2: 00 | | | 2 Fixture Baths: 0 | | Garbage Compactor: N | | |
| Foundation: 7 BLK PERIMETER | | | Fireplaces: 0 | | | Extra Fixtures: 2 | | Intercom: N | | |
| A/C: Y | | | | | | | | Vacuum: N | | |
| Miscellaneous Improvements | | | | | | | | | | |
| Type | | | Nbr | Units | Type | Life | Year In | Grade | Length | Width |
| 159 PAV CONCRETE | | | 522.00 | | SF | 20 | 1985 | 3 | 0.0 | 0.0 |
| | | | | | | | | | Total Value - \$867 | |
| Appraiser Notes | | | | | | | | | | |
| Planning and Building | | | | | | | | | | |
| ** Permit Search ** | | | | | | | | | | |
| Permit Number | | Date Issued | | Date Completed | | Description | | | | |
| BLD24-0331 | | 3/6/2024 | | 3/8/2024 | | DRUMMOND / RE-ROOF | | | | |
| BLD23-0015 | | 3/21/2023 | | - | | DRUMMOND / SHED | | | | |
| OCO1347 | | 9/1/2009 | | - | | REPAIR SIDING | | | | |
| OC17592 | | 5/1/1984 | | - | | BLDG 01= NEW RES | | | | |
| Cost Summary | | | | | | | | | | |
| Buildings R.C.N. | | \$84,132 | | 6/15/2016 | | | | | | |
| Total Depreciation | | (\$26,081) | | | | | | | | |
| Bldg - Just Value | | \$58,051 | | | Bldg Nbr | RCN | Depreciation | Depreciated | | |
| Misc - Just Value | | \$867 | | 3/11/2011 | 1 | \$84,132 | (\$26,081) | \$58,051 | | |
| Land - Just Value | | \$45,675 | | 4/30/2024 | | | | | | |
| Total Just Value | | \$104,593 | | . | | | | | | |