TRANSMITTAL LETTER

Transmittal Letter

A.

1. Habitat for Humanity of Marion County, Inc. is a registered 501(c)(3) Florid Not for Profit Corporation. Habitat is the contractor which is allowed to build through the State of Florida Statutes #459, Section 103.

2. Rob Peters is the President & CEO of Habitat for Humanity of Marion County, Florida, Inc. and is authorized to sign all legal documents on behalf of the Developer.

3. Habitat acknowledges receipt and review of this ITN by the Developer including its Exhibits and any and all addenda, understanding that all terms and conditions contained herein may be incorporated into a resulting contract.

4. As our Owner/Developer/Contractor they

   (a) have more than three years of relevant project experience involving development and construction of housing projects;

   (b) have principally developed and completed no less than (3) separate housing projects of scattered single family homes;

   (c) has the funds available to purchase the land and construct the home. We are credit worthiness and demonstrate the capacity to secure commitments proposed to complete this development, if necessary; and

   (d) are individually registered to do business in the State of Florida. We are allowed to be the contractor through Florida Statute #489, Section 103 which will comply for the contractor

B. TAB 1 – DEVELOPMENT TEAM COMPOSITION, ROLES & AVAILABILITY

B. Tab 1- Development Team Composition, Roles & Availability

(1-3) Rob Peters. President/CEO; 1321 SE 25th Loop Suite 103; 352-351-4663; rpeters@habitatocala.org; Manages the affiliate; University of South Florida BS Finance; Banking, Mortgage Lender, Pastor; Full Time

David Layman, CFO; 1321 SE 25th Loop Suite 103; 352-351-4663; dlayman@habitatocala.org CFO of Habitat; James Madison University BGS Accounting; Multi-million manufacturing companies. Full Time

Jeff Ruttenber, Senior Project Manager, 1321 SE 25th Loop Suite 103; 352-351-4663; jruttenber@habitatocala.org Responsible for coordinating efforts to secure funds to build; Full Time

Josh James, Construction Director, 1321 SE 25th Loop Suite 103; 352-351-4663, jjames@habitatocala.org Responsible for all construction efforts; formerly Adams Homes of NW Florida as a Construction Superintendent; Full Time

Hott Sun, Larry Hobson, 3760 NE 92nd PL, Anthony, FL 32617 352-620-0580 jottsun1@aol.com State License CAC18115811, County 11591

Godwin Encore Electric/ Jerald Godwin, 701 NW 2nd Street, Ocala 34475, 352-629-0503. State License EC0000478, County 225

Mike Scott Plumbing, Shawn Scott 6730 NW 1st Avenue, Ocala 34475 352-2337-2888; shawn@mikescottplumbing.com State License CFC1426202, County 3404

AGM Roofing, Thomas Lea III, 6730 NW 1st Avenue, Ocala 352-622-2766, tommyleaiii@gmail.com Strate License CCC1330059 County 14088

(4) None of our Development Team and/or subcontractors qualifies as a section 3 minority business concern.

C. TAB 2

EXPERIENCE AND QUALIFICATIONS OF THE DEVELOPMENT TEAM

C. Tab 2 Experience and Qualifications of the Development Team

(1) In 2023/2024 we produced 16 homes; In 2024/2025 This year we are on pace to build 18 homes; The majority of our builds are 3/2 for a 1,540 SF home with a carport. Builds consist of a blend of volunteer, paid staff and all subs.

(2) 48 Pine Course, Ocala; SFR; 3/2 1,576 SF; 2023

2369 S 146th Loop, Ocala; SFR; ;3/2; 1,576 SF; 2024

12149 San Mateo Blvd Dunnellon; SFR;3/2;1,690;2024

14 Dogwood Terrace, Ocala;SFR;3/2;1,576;2024

7 Hemlock Drive, Ocala;SFR;3/2;1,576;2024

6 Larch Drive, Ocala;SFR;3/2;1,576;2024

18 Bay Lane Loop, Ocklawaha;SFR;1,576;2024

16 Bay Lane Loop, Ocklawaha;SFR;1,576;2024

77 Locust Pass Run, Ocala;SFR;1,576;2022

25 Willow Run, Ocala;SFR;3/2;1,576;2022

305 Locust Pass,Ocala;SFR;3/2;1,576;2022

5106 Pecan Road, Ocala;SFR;2/2;1,473

43 Larch Radial, Ocala;SFR;2/2;1,4576;2023

1732 SF Ft King Street, Ocala;2/2;905;2021

23 Cedar Tree Pass, Ocala;3/2;1,576;2021

19354 St. George Drive, Dunnellon;3/2;1793;2021

8061 Juniper Road, Ocala;3/2;1,576;2019

350 Emerald Road;Ocala;3/2;1,473;2023

D. T AB 3
DEVELOPMENT APPPROACH AND PROJECT SUMMARY

D. Tab 3 Development Approach and Project Summary

(1) All of our Builds in Marion County are required to be in Habitat for Humanity Marion County Community Land Trust, Inc .(CLT). The CLT owns the land and leases it to the owner for $35.00 a month for a 99-year lease, with a renewal of an additional 99 years. The improvements are owned by the family. Should the family desire to sell the home, the CLT has the first right of refusal to purchase the improvements and resell it with another affordable family at 80% or less AMI. If the CLT does not want to re-purchase the home the family can offer it for sale with the proviso that the home must be sold to an affordable family whose income is 80% or less of the area median income. This process allows homes to be affordable in perpetuity.

(2-4) The two lots we are bidding on and selling is our standard 3/2 home with a garage. No off-site improvements are anticipated. Our building plan includes existing water and sewer. A copy of our site and construction plan is attached. We see no challenges or constraints that may require attention for site development.

(5) As stated in Tab 3 (1) the length of affordability is permanently affordable through our CLT.

(6) Request for Habitat homes are through our on-line application process. Having built over 250 homes in Marion County, our program for affordable homes is constantly receiving applications for a Habitat Home.

E. TAB 4

PROJECT FINANCES

E. Tab 4 - Project Finances

(1) The two lots we are bidding on will be purchased with existing cash. We have a portfolio of mortgages that are paid monthly. For the construction of the homes Habitat uses several forms of subsidies which include HOP (Home Ownership Pool Program) a 25,000 50-year bullet loan with no amortization; SHIP funds from City of Ocala, CCTCP (Community Contribution Tax Program) with amounts up to 600,000 for building; Funds from the Strawberry Festival, Concert, Fishing Tournament, Bowling Tournament, and Concessions at the rodeo. In addition, we have income derived through monthly mortgages and other donations.

(2) Development Budget:

Land Acquisition	10,800
Pre-Construction Cost	5,000
Building Permits/impact Permits	12,000
Septic Permit/Goil Test	800
Architectural Plans	750
Survey	400
Pre-Construction Costs	29,750
Construction Costs	
Material & Sub-Structures	85,000
Material & Subs-Finishes	40,000
Infrastructure	1,500
Site Improvements	13,000
Dumpsters, Toilets, etc.	8,000
Construction Costs	167,50
Grand Total	177,250

(3-4) Habitat uses several forms of subsidies which include HOP (Home Ownership Pool Program) a 25,000 50-year bullet loan with no amortization; SHIP funds from City of Ocala, CCTCP (Community Contribution Tax Program) with amounts up to 600,000; Funds from the Strawberry Festival, Concert, Fishing Tournament, Bowling Tournament, and Concessions at the rodeo. In addition, we have income derived

through mortgages and other donations. Habitat has funds available to construct the homes.

(5) Rental Project Information – The homes will be sold to an affordable family whose income is 80% or less of the AMI

(6) Home Ownership Project Information – Habitat Homes are sold for the cost of the home to the family, which is projected to be $177,250. Families must go online to apply for a home. If they qualify, they must serve 350 hours and $1,200 towards closing costs. The home will be constructed

(7) N/A

F. TAB 5

DEVELOPMENT SCHEDULE

F. Tab 5 – Development Schedule

1&2. After deeding the land to Habitat we will commence the following phases:

First Phase – permitting, site preparation, foundation, recording fees – 2 Months

Second Phase – Lay block, interior framing, roof framing, single installation and beginning of rough in – 2 Months

Third Phase – Complete rough in to include plumbing, mechanical, and electrical work – 2 Months

Fourth Phase – Completion of dry in, stucco, ductwork, insulation, drywall, exterior doors – 2 Months

Final Phase – Interior cabinets, appliances, driveway, sod k& clean-up – 2 Months

A total of 10 months to complete, at the latest

3. We will easily be able to complete it by eighteen months

HABITAT BLUEPRINTS

3 BEDROOM, 2 BATH, SINGLE GARAGE

Typical Habitat Block House with a Single Car Garage

NEW 3/ 2/ 1 CARPORT MONO/ HIP/ RIGHT SFR

HABITAT FOR HUMANITY

HOUSE:
PID:

MARION COUNTY, FLORIDA

BUILDING CODES

FACILITY DESCRIPTION

TYPE OF ROOF - SLOPED
ROOF MATERIAL - FIBERGLASS SHINGLES

BUILDING AND SITE INFORMATION

ZONING - R1
LAND USE - SINGLE FAMILY RESIDENTIAL

BUILDING HEIGHT

ACTUAL HEIGHT - 15'-4" (1 STORY)

BUILDING AREA TABULATION

TOTAL BUILDING AREA - 1378 SQ.FT.

SOIL BEARING CAPACITY

MINIMUM CODE REQUIREMENTS - 2000 LB PSF.
MINIMUM COMPACTION - 95% MOD. DRY DENSITY

TYPE OF CONSTRUCTION

TYPE V-B UNSPRINKLERED

OCCUPANCY CLASSIFICATION & LOAD

CLASSIFICATION - RESIDENTIAL

IMPORTANCE FACTOR - (1)

DESIGN CRITERIA		
DESIGN WIND SPEED	140 MPH	
RISK CATEGORY	II	
EXPOSURE CATEGORY	C	
INTERNAL WIND COEFFICIENT	+0.18 & -0.18	
ALL COMPONENTS INCLUDING DOORS AND WINDOWS SHALL BE DESIGNED TO THE FOLLOWING PRESSURES:		
EFFECTIVE AREA	ALLOWABLE PRESSURE (PSF)	
SQ. FT.	OUT	IN
10	24.9	-33.2
20	23.8	-31.0
50	22.4	-28.1
100	21.3	-25.9

STRUCTURAL LOADS

ROOF LIVE LOADS - 20 P.S.F. REDUCIBLE
COLLATERAL LOAD - 2 P.S.F.
FLOOR LIVE LOADS - 40 P.S.F
ULTIMATE WIND SPEED - 140 M.P.H.
NOMINAL WIND SPEED - 108 M.P.H.
BASIC VELOCITY P.S.F. - 30.47 P.S.F. @ 15'-0" MEAN ROOF HT.

FIRE RESISTANCE OF COMPONENTS

INTERIOR BEARING WALLS - N/A
EXTERIOR BEARING WALLS - N/A
COLUMNS AND BEAMS - N/A
ROOF/CEILING ASSEMBLY - N/A

PLUMBING REQUIREMENTS

RESIDENTIAL - N/A

	REQUIRED	PROVIDED
TOILET -	1	1
WASHER CONNECTION -	1	1
LAVATORY -	1	1
TUB -	1	1

EGRESS REQUIREMENTS

	REQUIRED	PROVIDED
MINIMUM NUMBER OF EXITS -	1	1

WIDTH OF EGRESS DOOR - 36" HINGED ENTRANCE DOOR

FIRST FLOOR SLEEPING AREAS - 5 SQ.FT. OF GLASS IN ROOMS W/O DOORS TO THE EXTERIOR

EXTERIOR DOOR MANUFACTURER:

SEE ATTACHED DATA

WINDOW MANUFACTURER:

SEE ATTACHED DATA

ROOF SHINGLE MANUFACTURER:

SEE ATTACHED DATA

DESIGN CODE REFERENCE

BUILDING CODE - FLORIDA RESIDENTIAL BUILDING CODE - 6th EDITION (2017)
ELECTRICAL CODE - NATIONAL ELECTRIC CODE - 2014 EDITION
PLUMBING CODE - FLORIDA PLUMBING CODE - 6th EDITION (2017)
MECHANICAL CODE - FLORIDA MECHANICAL CODE - 6th EDITION (2017)
FIRE CODE - FLORIDA FIRE PREVENTION CODE - 6th EDITION (2017)
GAS CODE - FLORIDA FUEL GAS CODE - 6th EDITION (2017)
NFPA 58 - LIQUEFIED PETROLEUM GAS - (LATEST EDITION)
NFPA 13 - SPRINKLER SYSTEM INSTALLATION (LATEST EDITION)
NFPA 72 - NATIONAL FIRE ALARM CODE (LATEST EDITION)
NFPA 72E AUTOMATIC DETECTION DEVICES
NFPA LIFE SAFETY CODE (LATEST EDITION)
NFPA 80 - FIRE DOORS AND WINDOWS (LATEST EDITION)
OSHA
ACI-318-14 BUILDING REQUIREMENTS FOR REINFORCED CONCRETE
AISC CODE OF STANDARD PRACTICE (MANUAL OF STEEL CONSTRUCTION, 9th EDITION)
S-318 SPECIFICATIONS FOR THE DESIGN FABRICATION AND ERECTION OF STEEL

CONSTRUCTION NOTES

GENERAL

G01 - THE GENERAL CONTRACTOR SHALL VERIFY ALL DIMENSIONS PRIOR TO FABRICATION OR START OF CONSTRUCTION.
G02 - THE GENERAL CONTRACTOR SHALL PROVIDE ALL MEASURES NECESSARY TO PROTECT THE STRUCTURE, ALL WORKERS AND ALL OTHER PEOPLE PRESENT DURING CONSTRUCTION. HE SHALL SUPERVISE AND DIRECT THE WORK AND BE RESPONSIBLE FOR ALL CONSTRUCTION.
G03 - THE GENERAL CONTRACTOR SHALL COORDINATE ARCHITECTURAL, MECHANICAL AND ELECTRICAL DRAWINGS FOR ANCHORS, EMBEDS, SUPPORTS, OR ANY OTHER ITEMS WHICH MAY EFFECT STRUCTURAL DRAWINGS.

FOUNDATION

F01 - ALL ORGANIC MATERIALS, REFUSE MATERIALS AND SOFT AREAS IN SOIL SHALL BE REMOVED AND THE SOIL PREPARED FOR AN ALLOWABLE BEARING PRESSURE OF 2000psf.
F02 - SHOULD THE CONTRACTOR DISCOVER ANY CONDITION WHICH COULD PREVENT THE ATTAINMENT OF THE STATED DESIGN PRESSURE, HE SHALL NOTIFY THE ARCHITECT OR ENGINEER IMMEDIATLY.

SLAB ON GRADE

F03 - COMPACT INTERIOR FILL TO 95% MINIMUM MAX DRY DENSITY (MODIFIED PROCTOR, ASTM D1557-58T OPTIMUM MOISTURE CONTENT). SOIL COMPACTION SHALL BE FIELD CONTROLLED BY A REPRESENTATIVE FROM A QUALIFIED LABORATORY APPROVED BY THE ENGINEER. EACH LAYER OF FILL SHALL NOT EXCEED 10" AND SHALL BE COMPACTED PRIOR TO THE PLACEMENT OF THE NEXT FILL LAYER.
F05 - ALL FLOOR SLABS SHALL BE PLACED UPON A 4" THICK SAND LAYER FOR FINE GRADING.

CONCRETE AND REINFORCING

C01 - CONCRETE WORK SHALL CONFORM TO ACI STANDARD BUILDING CODE REQUIREMENTS FOR REINFORCED CONCRETE (ACI 318-14).
C02 - CONCRETE SHALL HAVE A MINIMUM 28 DAY STRENGTH AS FOLLOWS:
FOUNDATIONS, FILLED CELLS AND CONCRETE BEAMS - 3000psf
SLABS ON GRADE - 3000psf
C03 - ALL REBAR SHALL CONFORM TO ASTM-615, GRADE 40, AND SHALL LAP A MINIMUM OF 25" AT ALL JOINTS. SLABS WITH FIBER MESH OR WELDED WIRE FABRIC SHALL CONFORM TO ASTM A-185-02.
C04 - COVER FOR ALL REINFORCING STEEL SHALL BE AS FOLLOWS (UNLESS NOTES):
ALL FOOTINGS - 3"
SLABS ON GRADE - 1-1/2" FROM TOP OF CONCRETE
ALL BEAMS - 1-1/2" ON STIRRUPS
C05 - VERTICAL REBAR WALL REINFORCING SHALL BE A STANDARD HOOK WITH A 25" PROJECTION ABOVE SLAB AND HAVE A MINIMUM 7" EMBEDMENT.

MASONRY

M01 - ALL MASONRY CONSTRUCTION SHALL CONFORM TO ACI STANDARD BUILDING CODE REQUIREMENTS FOR MASONRY STRUCTURES (ACI 530-14).
M02 - ALL CONCRETE BLOCKS SHALL CONFORM TO ASTM C 90. 128 DAY STRENGTH MUST EQUAL 2000psf, FM SHALL EQUAL 1500psf LAID IN A RUNNING BOND.
M03 - ALL MORTAR SHALL BE TYPE S OR M.
M04 - REINFORCE ALL CMU WALLS WITH A CONTINUOUS HORIZONTAL BOND BEAM GROUTED SOLID AND REINFORCE WITH A MINIMUM OF (1) #5 REBAR WITH A 25" OVERLAP AT EACH JOINT.
M05 - WHERE SHOWN, ALL VERTICAL CELLS OF BLOCK MASONRY SHALL BE FILLED WITH 3000psf GROUT HAVING A 28 DAY STRENGTH OF 3000psf AND A GROUND SLUMP NOT LESS THAN 8". REINFORCE WITH A MINIMUM OF (1) #5 VERTICAL REBAR WITH A MINIMUM 25" OVERLAP AT EACH JOINT.
M06 - GROUT FOR FILLED CELLS SHALL BE POURED OR PUMPED IN LIFTS NOT TO EXCEED 10'-0" IN HEIGHT AND SHALL BE CONSOLIDATED AT THE TIME OF POURING BY RODDING OR VIBRATING.
M07 - PROVIDE KNOCKOUTS IN CMU AT TH BASE OF EACH FILLED CELL TO ALLOW VISUAL VERIFICATION OF COMPLETE GROUT PENETRATION.

STRUCTURAL LUMBER

L01 - ALL STRUCTURAL AND LOAD BEARING WALLS SHALL HAVE A MINIMUM FB OF 1200psf.
L02 - WALLS HIGHER THAN 9'-0" SHALL HAVE INTERMEDIATE BRIDGING SPACED NOT GREATER THAN 72" APART.
L03 - ALL LOAD BEARING WALLS SHALL HAVE A DOUBLE SYP No.2 TOP PLATE.
L04 - ALL WOOOD IN CONTACT WITH MASONRY OR CONCRETE SHALL SHALL BE PRESSURE TREATED.

STRUCTURAL STEEL

S01 - STEEL WORK SHALL CONFORM TO THE AISC SPECIFICATIONS FOR THE DESIGN, FABRICATION AND ERECTION OF STRUCTURAL STEEL FOR BUILDINGS (USE THE LATEST EDITION).

DRAWING INDEX

ARCHITECTURAL

COVER - BUILDING CODE DATA
A1 - EXTERIOR ELEVATIONS
A2 - FLOOR PLAN
ELECTRICAL PLAN
DOOR AND WINDOW SCHEDULES
A3 - WALL SECTIONS & DETAILS
A4 - FOUNDATION PLAN
A5 - ROOF FRAMING PLAN
LINTEL PLAN

DRAWING ISSUE PERMIT 30 OCT 2020
REVISION:

SEAL

GENERAL CONTRACTOR

David P. King, Jr
ARCHITECT
7360 SW 81ST AVE
SUITE 400
OCALA, FL 34476
352.873.3737 (PH)
352.873.8737 (FAX)

REGISTRATIONS:
STATE OF FLORIDA AR 12,990
STATE OF GEORGIA 3044

PROJECT

NEW SINGLE FAMILY RESIDENCE
3/2/1 CARPORT RIGHT
CMU/ HIP/ MONO
FOR
HABITAT FOR HUMANITY

PID:
MARION COUNTY, FLORIDA

DRAWN BY: DPK
CHECKED BY:
APPROVED BY: DPK
ARCHITECT'S PROJECT No.:

SHEET TITLE:

COVER
BUILDING CODE DATA

SHEET NUMBER

C

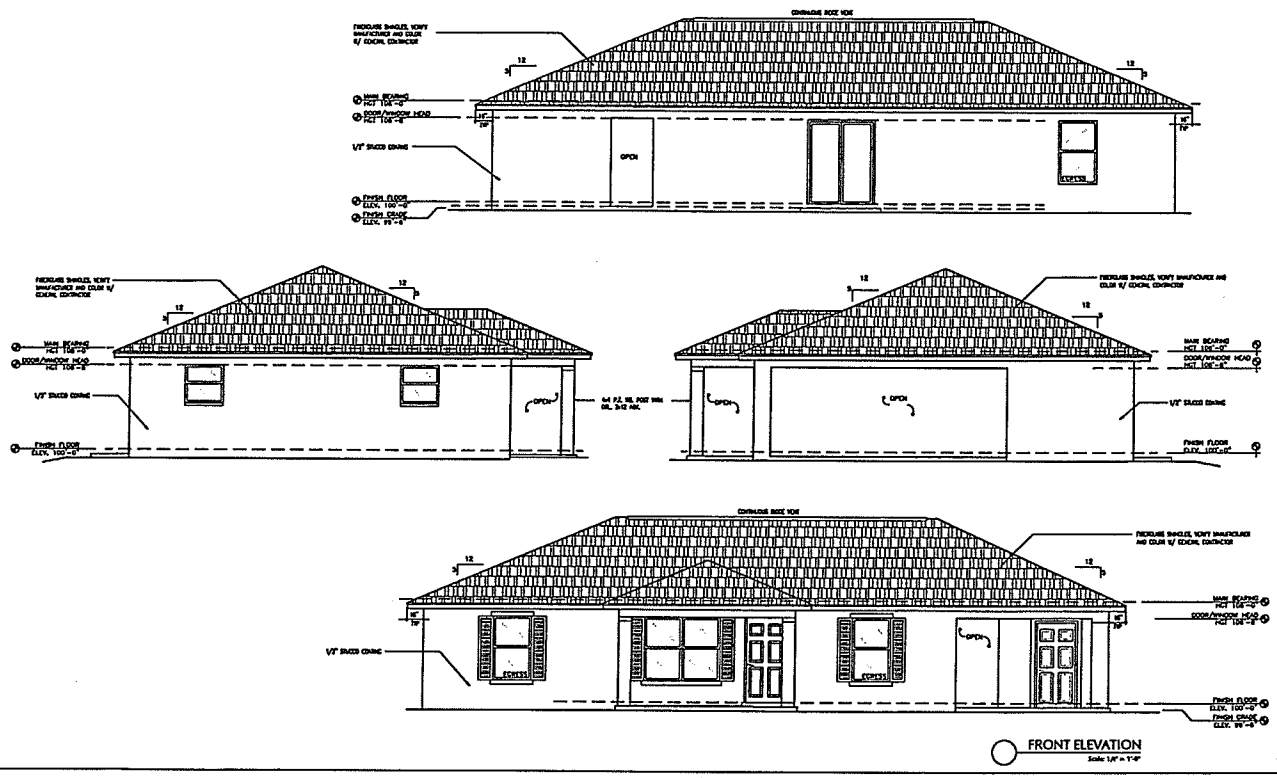

FRONT ELEVATION
Scale: 1/4" = 1'-0"

DRAWING ISSUE FORMAT 30 OCT 2020

REVISION:

SEAL

GENERAL CONTRACTOR

David P. King, Jr
ARCHITECT
7900 SW 51ST AVE
SUITE #108
OCALA, FL. 34476
352.873.5722 (PH)
352.873.5727 (FAX)

REGISTRATIONS:
STATE OF FLORIDA AR 13,398
STATE OF FLORIDA 3044

PROJECT

NEW SINGLE FAMILY RESIDENCE
3/2/1 CARPORT RIGHT
CMU/ HIP/ MONO
FOR
HABITAT FOR HUMANITY
PID:
MARION COUNTY, FLORIDA

DRAWN BY: DPK
CHECKED BY:
APPROVED BY: DPK
ARCHITECT'S PROJECT NO.:

SHEET TITLE:
EXTERIOR ELEVATIONS

SHEET NUMBER:
A1

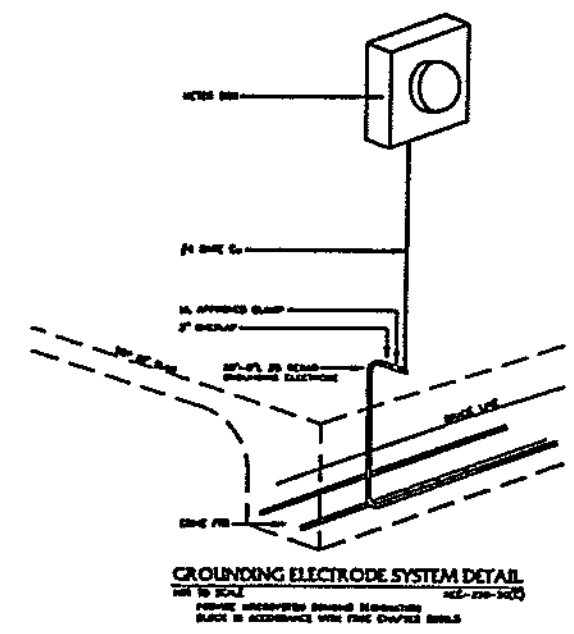

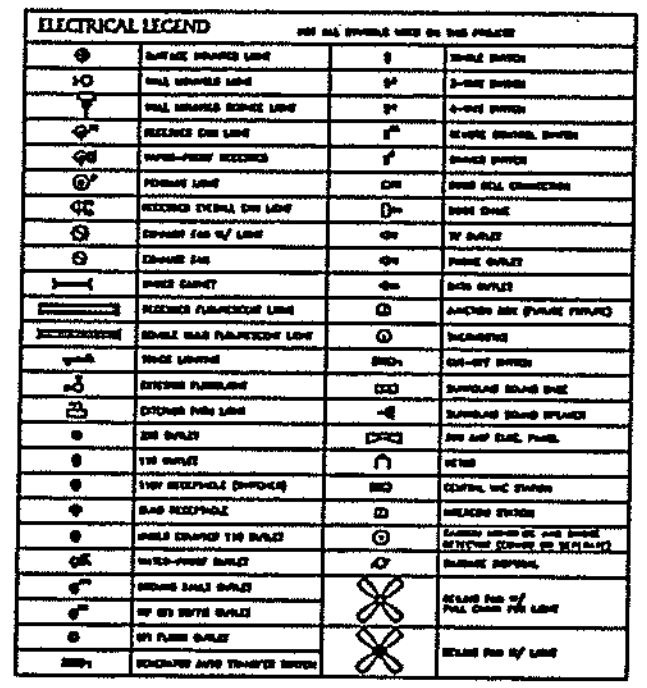

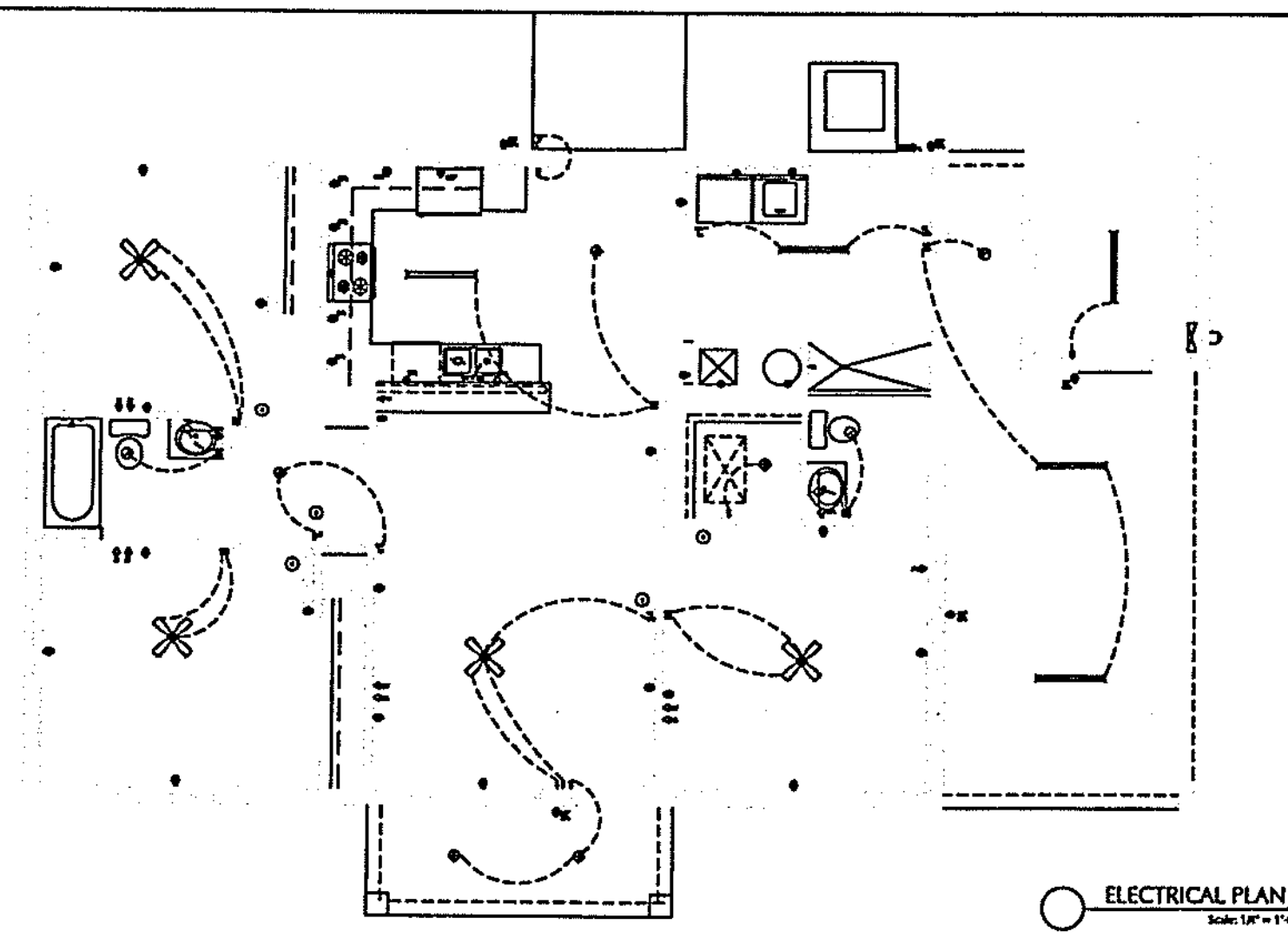

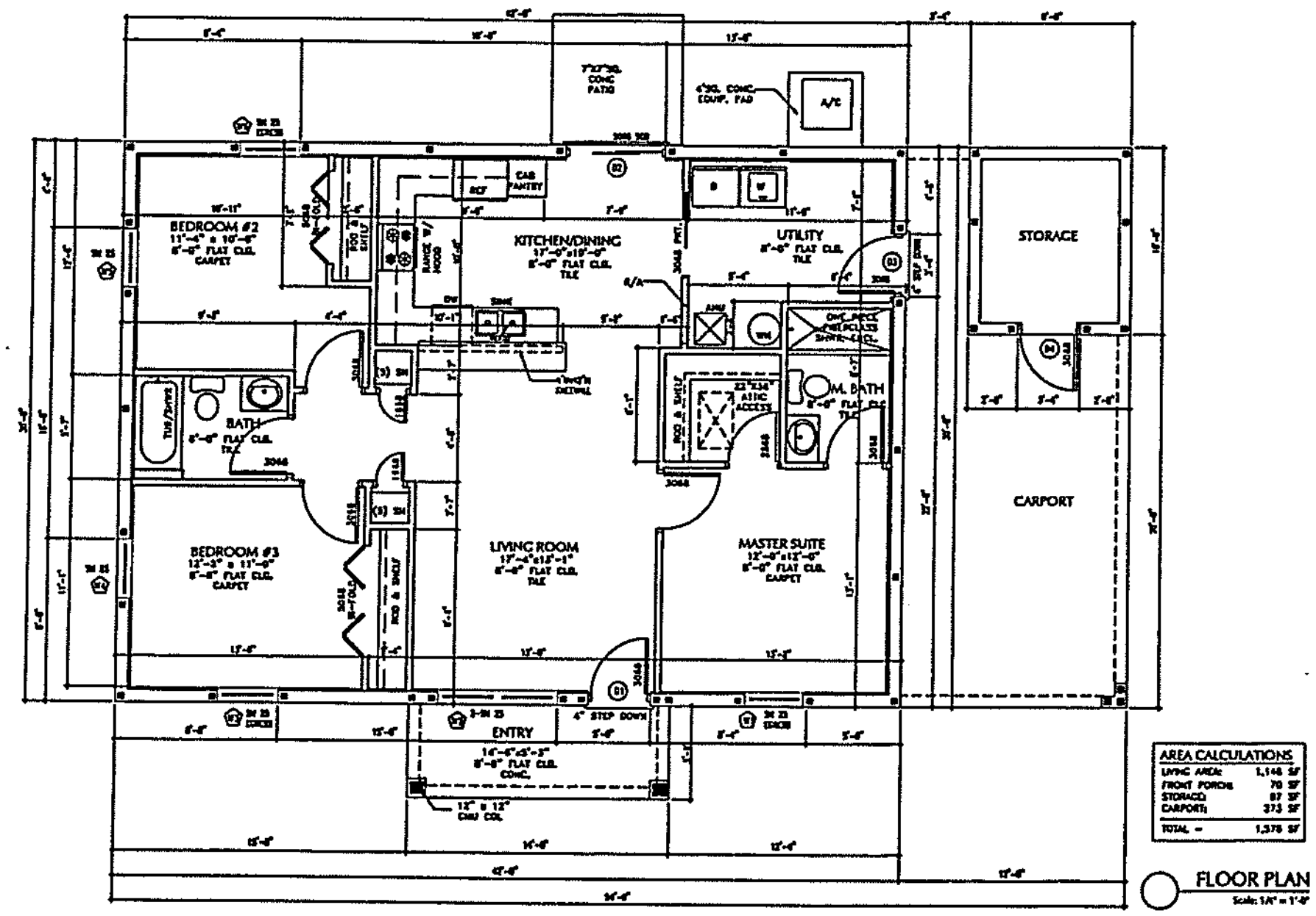

WINDOW SCHEDULE

MARK	DESCRIPTION	ROUGH OPENING BLOCK	HEADER	SQ. FTG	REMARKS	WIND PRESSURE
W1	2S SH	36" x 62"	LT4	15.000	EGRESS	24.0 / -33.3
W2	(2) 2S SH	74" x 62"	LT8	30.000		23.8 / -31.0
W3	2S SH	36" x 62"	LT4	15.000	EGRESS	24.0 / -33.3
W4	2S SH	36" x 36"	LT4	9.000		24.0 / -33.3
W5	2S SH	36" x 36"	LT4	9.000		24.0 / -33.3
W6	2S SH	36" x 62"	LT4	15.000	EGRESS	24.0 / -33.3

VERIFY ALL WINDOW AND DOOR SIZES, TYPES, MANUFACTURER AND LOCATION W/ OWNER PRIOR TO CONSTRUCTION.
VERIFY ALL ROUGH OPENING DIMENSIONS WITH WINDOW AND DOOR MANUFACTURER.
PROVIDE CONTINUOUS WEATHER STRIPPING AND EXTRUDED THRESHOLD AT EXTERIOR DOOR LOCATIONS.

DOOR SCHEDULE

MARK	DESCRIPTION	ROUGH OPENING BLOCK	HEADER	SQ. FTG	REMARKS	WIND PRESSURE
D1	3068 SC ENTRY DOOR	40" x 82"	LT23	28.33	SC PANEL DOOR DR	23.8 / -31.0
D2	3068 SLIDING GLASS DOOR	64" x 82"	LT8	33.00	SLIDING GLS DR	23.8 / -31.0
D3	3060 SC DOOR	40" x 82"	LT23	28.33	SC PANEL DOOR DR	23.8 / -31.0
D4	3060 SC DOOR	40" x 82"	LT23	28.33	SC FLUSH DOOR DR	23.8 / -31.0

*REFER TO "CAST-CRETE" LINTEL SCHEDULE.
VERIFY ALL DOOR SIZES, TYPES, MANUFACTURER AND LOCATION W/ OWNER PRIOR TO CONSTRUCTION.
VERIFY ALL ROUGH OPENING DIMENSIONS WITH DOOR MANUFACTURER.

DRAWING ISSUE PERMIT 29 OCT 2020
REVISION:

SEAL

GENERAL CONTRACTOR

David P. King, Jr
ARCHITECT

PROJECT

NEW SINGLE FAMILY RESIDENCE
3/2/1 CARPORT RIGHT
CMU/ HIP/ MONO
FOR
HABITAT FOR HUMANITY
PID:
MARION COUNTY, FLORIDA

DRAWN BY:
CHECKED BY:
APPROVED BY:
ARCHITECT'S PROJECT No.:

SHEET TITLE:
FLOOR PLAN
ELECTRICAL PLAN

SHEET NUMBER
A2

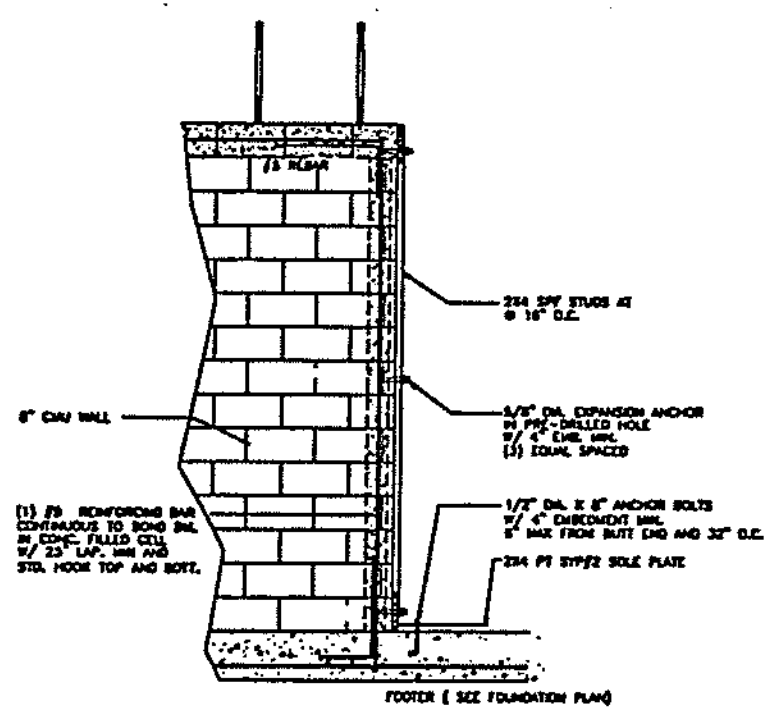

WOOD FRAMED INTERIOR WALL CONNECTION DETAIL
SCALE: 1/2" = 1'-0"

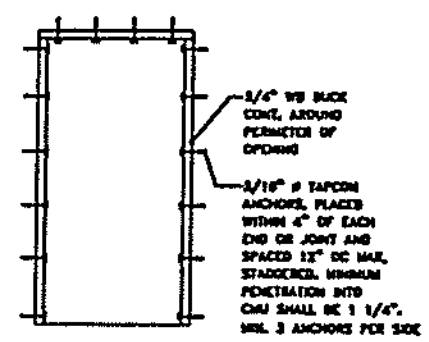

⑥ WINDOW/ DOOR BUCK ELEVATION
NOT TO SCALE

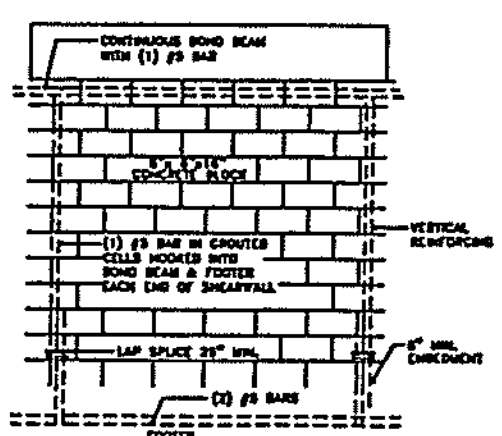

④ SHEAR WALL DETAIL
NOT TO SCALE

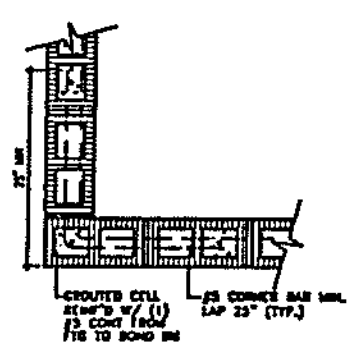

⑦ BOND BEAM CONTINUITY DETAIL
SCALE: 3/4" = 1'-0"

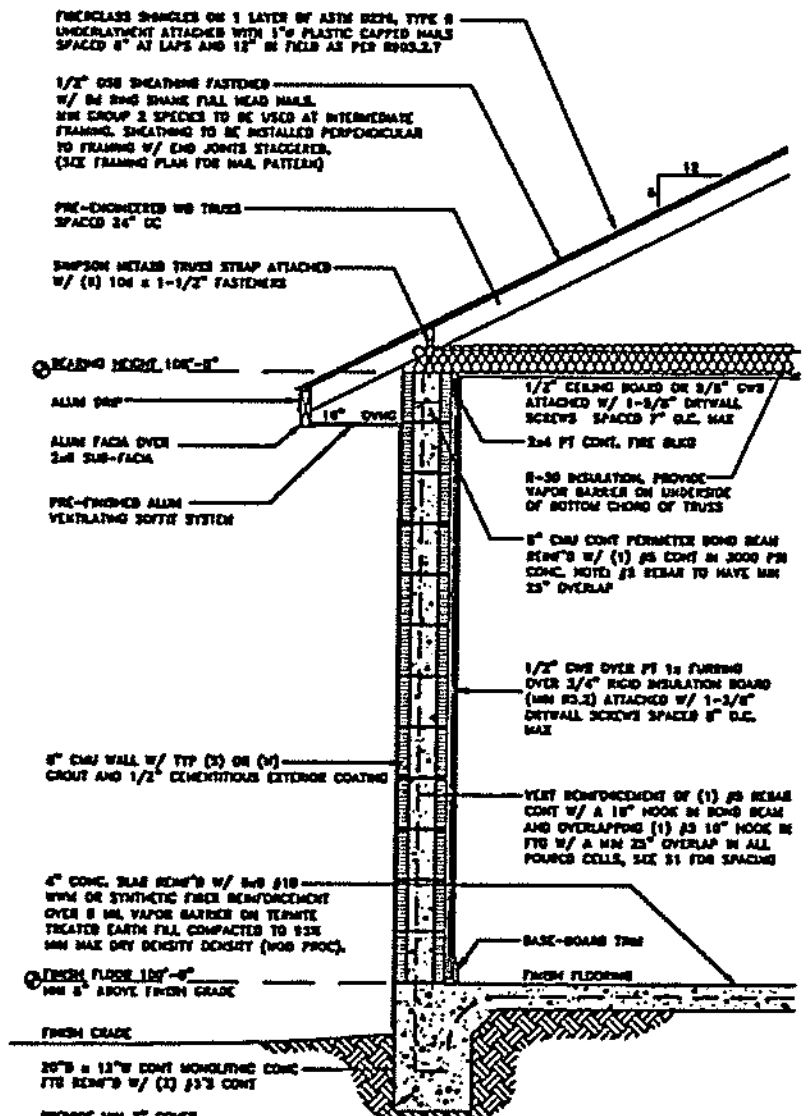

TYPICAL WALL SECTION
SCALE: 3/4" = 1'-0"

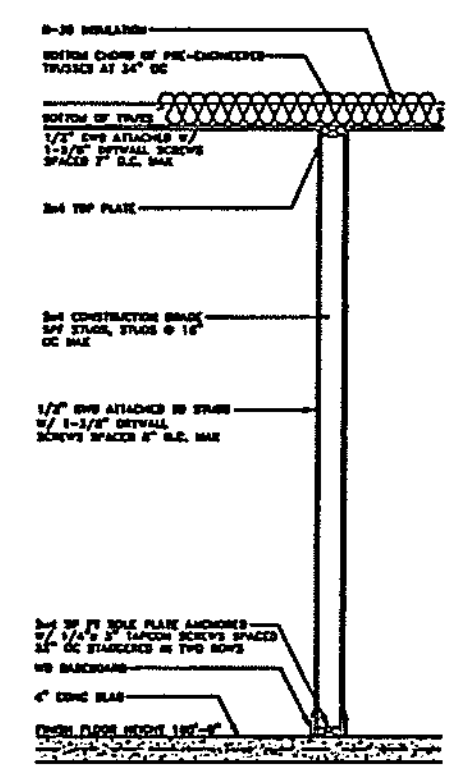

INTERIOR FRAME WALL SECTION
SCALE: 3/4" = 1'-0"

David P. King, Jr
ARCHITECT

NEW SINGLE FAMILY RESIDENCE
3/2/1 CARPORT RIGHT
CMU/ HIP/ MONO
FOR
HABITAT FOR HUMANITY
PID :
MARION COUNTY, FLORIDA

SECTION DETAIL

A3

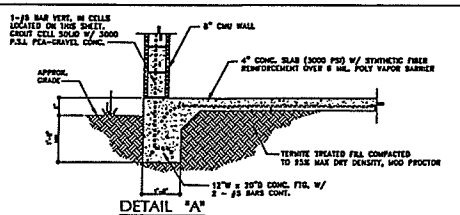

DETAIL "A"
SCALE: 3/4" = 1'-0"

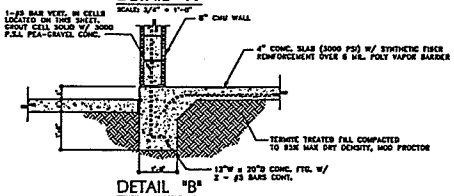

DETAIL "B"
SCALE: 3/4" = 1'-0"

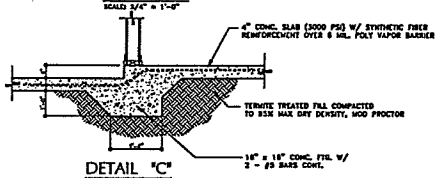

DETAIL "C"
SCALE: 3/4" = 1'-0"

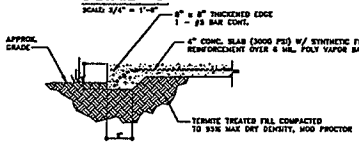

DETAIL "D"
SCALE: 3/4" = 1'-0"

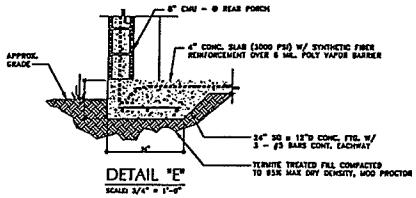

DETAIL "E"
SCALE: 3/4" = 1'-0"

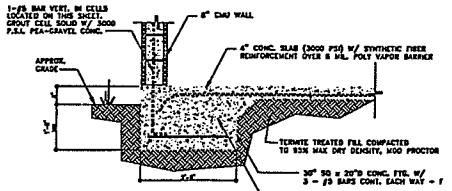

DETAIL F & G
SCALE: 3/4" = 1'-0"

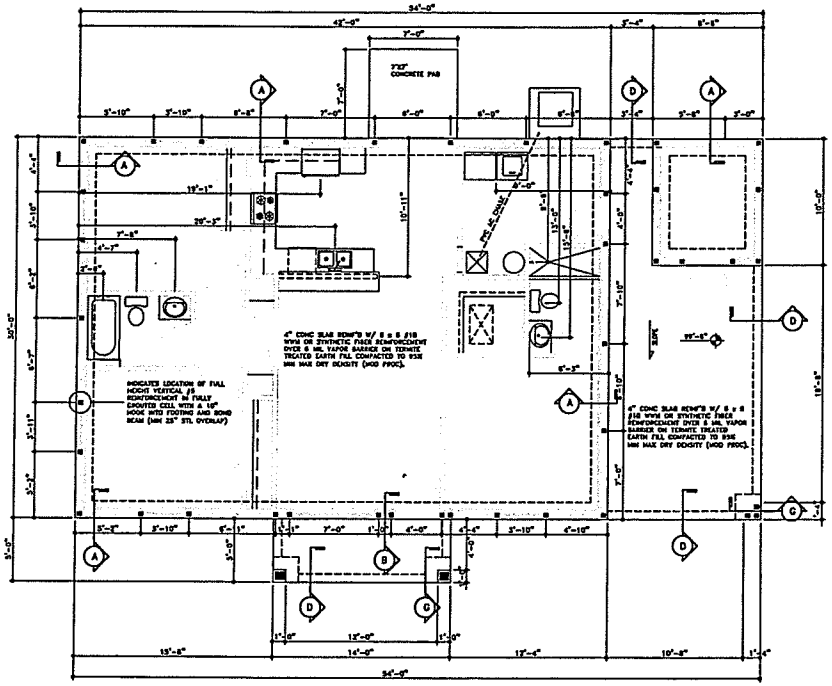

FOUNDATION PLAN
Scale: 1/4" = 1'-0"

DRAWING ISSUE FORMAT 30 OCT 2020

REVISION

SEAL

GENERAL CONTRACTOR

David P. King, Jr
ARCHITECT
7900 SW 61ST AVE
SUITE 400
OCALA, FL 34476
352.873.5737 (PH)
352.873.5737 (FAX)

REGISTRATIONS:
STATE OF FLORIDA AR 12,890
STATE OF GEORGIA 5644

PROJECT

NEW SINGLE FAMILY RESIDENCE
3/2/1 CARPORT RIGHT
CMU/ HIP/ MONO
FOR
HABITAT FOR HUMANITY

PID :
MARION COUNTY, FLORIDA

DRAWN BY: DPK
CHECKED BY:
APPROVED BY: DPK
ARCHITECT'S PROJECT No.:

SHEET TITLE:

FOUNDATION PLAN
ROOF FRAMING PLAN

SHEET NUMBER

S1

8" PRECAST & PRESTRESSED U-LINTELS

MARK	LENGTH & TYPE	GRAVITY							
		8U8	[illegible]	[illegible]	[illegible]	[illegible]	[illegible]	[illegible]	[illegible]
LT1	2'-10" (34") PRECAST	2231	3068	4605	8113	7547	8974	10394	11809
			3068	4605	8113	7547	8974	10394	11809
LT2	3'-6" (42") PRECAST	2231	3068	3718	5183	6607	8054	9502	10951
			3068	4605	8113	7547	8974	10394	11809
LT3	4'-0" (48") PRECAST	1966	2541	2751	3820	4890	5961	7034	8107
			2683	4605	8113	7547	8974	10394	11809
LT4	4'-6" (54") PRECAST	1599	1966	2110	2931	3753	4578	5400	6224
			2189	4375	8113	7547	8972	10294	11809
LT5	5'-4" (64") PRECAST	1217	1349	1438	1999	2560	3123	3466	4248
			1663	3090	5365	7547	7342	8733	10127
LT6	5'-10" (70") PRECAST	1062	1155	1173	1631	2090	2549	3008	3470
			1451	2622	4360	7168	6036	7181	8328
LT7	6'-6" (78") PRECAST	908	1238	2177	3480	3031	3707	4383	5061
			1238	2177	3480	5361	6360	10394	6625
LT8	7'-6" (90") PRECAST	743	1011	1729	2632	2705	2598	3181	3685
			1011	1729	2661	3898	5661	6467	6478
LT9	9'-4" (112") PRECAST	394	699	1180	1635	2564	3488	2818	3302
			752	1245	1843	2364	3466	4700	6390
LT10	10'-6" (126") PRECAST	475	335	890	1247	2063	2777	2163	2536
			643	1052	1533	2093	3781	3643	4734
LT11	11'-4" (136") PRECAST	362	362	945	1366	1848	2433	3177	4008
			362	945	1366	1848	2433	3177	4008
LT12	12'-0" (144") PRECAST	337	340	873	1254	1684	2193	2805	3552
			340	873	1254	1684	2193	2805	3552
LT13	13'-4" (160") PRECAST	296	471	735	1075	1428	1838	2318	2483
			471	735	1075	1428	1838	2318	2483
LT14	14'-0" (168") PRECAST	270	424	704	1002	1328	1697	2127	2630
			442	704	1002	1328	1687	2127	2630
LT15	14'-8" (176") PRESTRESSED	N.R.	NR	NR	NR	NR	NR	NR	NR
			438	763	1370	1903	2245	2317	2712
LT16	15'-4" (184") PRESTRESSED	N.R.	NR	NR	NR	NR	NR	NR	NR
			412	710	1250	1733	2050	2370	2513
LT17	17'-4" (208") PRESTRESSED	N.R.	NR	NR	NR	NR	NR	NR	NR
			300	548	950	1328	1609	1848	2047
LT18	19'-4" (232") PRESTRESSED	N.R.	NR	NR	NR	NR	NR	NR	NR
			235	470	750	1037	1282	1315	1718
LT19	21'-4" (256") PRESTRESSED	N.R.	NR	NR	NR	NR	NR	NR	NR
			180	340	568	843	1114	1350	1468
LT20	22'-0" (264") PRESTRESSED	N.R.	NR	NR	NR	NR	NR	NR	NR
			165	315	530	784	1047	1283	1389
LT21	24'-0" (288") PRESTRESSED	N.R.	NR	NR	NR	NR	NR	NR	NR
			179	250	450	654	884	1092	1322

8" RECESS LINTELS

MARK	LENGTH & TYPE	GRAVITY							
		8RU8	[illegible]	[illegible]	[illegible]	[illegible]	[illegible]	[illegible]	[illegible]
LT22	4'-4" (52") PRECAST	1635	1748	3355	3280	4348	5431	6483	7587
			1891	3499	3706	8439	8060	9479	10893
LT23	4'-6" (54") PRECAST	1494	1596	3083	2592	3948	4848	5824	6504
			1756	3699	5206	6636	8060	9479	10893
LT24	5'-6" (66") PRECAST	986	970	1770	1716	2777	2838	3402	3946
			1187	2481	4347	6309	8060	7917	9311
LT25	5'-10" (70") PRECAST	810	858	1653	1600	2124	2648	3174	3700
			1113	2342	4747	6638	8060	7402	8706
LT26	6'-6" (80") PRECAST	707	801	1625	3120	5048	7747	9448	7360
			901	1625	3120	5048	7915	9478	10893
LT27	7'-6" (90") PRECAST	600	735	1490	2458	3776	5743	7238	5823
			755	1490	2458	3778	5743	8998	10493
LT28	9'-6" (116") PRECAST	411	456	999	1368	2253	3129	4081	3148
			525	999	1368	2253	3129	4150	5091

NOTE: CUT LINTELS TO FIT, AS REQUIRED
DESIGNATION FOR ALL LINTELS ON THIS PROJECT =

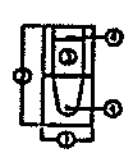

LT## – ## AFF — HEIGHT OF LINTEL BOTTOM ABOVE FINISH FLOOR
KEY TYPE REFERENCE
F = FILLED WITH GROUT / U = UNFILLED (3)
8F16–1B/1T — QUANTITY OF #5 REBAR AT TOP AND BOTTOM OF CAVITY (4)
NOMINAL HEIGHT (2)
NOMINAL WIDTH (1)

LT8 = 8F16-1B/1T
BOTTOM AT 6'-8" AFF

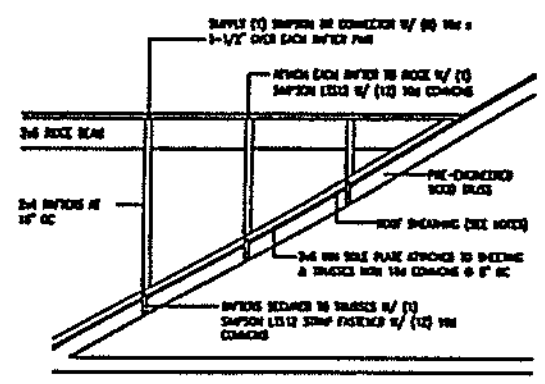

CONVENTIONAL VALLEY FRAMING DETAIL
NOT TO SCALE



VALLEY FLASHING
NOT TO SCALE

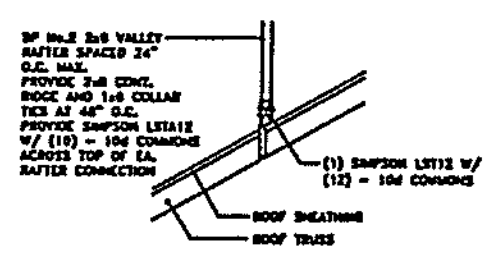

ROOF ANCHOR SCHEDULE

MARK	UPLIFT	ANCHOR	FLORIDA APPROVAL #
TYP. CMU	1450	(1) SIMPSON META20 FASTENED W/ (8) 10d x 1-1/2" COMMONS	FL11473.18
(A) TRUSS TO CMU	2500	(2) SIMPSON META20 FASTENED W/ (8) 10d COMMONS EACH	FL11473.3
TYP. WD	905	(1) SIMPSON H10A W/ (18) 10d x 1-1/2" COMMONS	FL10456.3
TYP. GABLE TRUSS TO CMU	1483	(1) SIMPSON MSTAM24 W/ (9) 10d COMMONS AND (3) 1/4"x1-3/4" TITEN SCREWS	FL11473.11
TYP. VALLEY FRAMING	800	(1) SIMPSON LTS12 STRAP W/ (12) 10d COMMONS (EACH END)	FL10456.7
TYP. CONVENTIONAL FRAMING	800	(1) SIMPSON LTS12 STRAP W/ (12) 10d COMMONS	FL10456.7
	130	(2) SIMPSON RR CONNECTORS W/ (8) 10d x 1-1/2" COMMONS @ EACH RAFTER PAIR	FL10858.19
(B) = BEAM TO CMU WALL	1343	(1) SIMPSON HUC210-3 W/ (18)10d AND (14)1/4" X 2 3/4" TITEN SCREW	FL10531

TRUSS ENGINEERING NOTES

TRUSS LAYOUT SHOWN DEPICTS DESIGN INTENT ONLY. TRUSS MFR SHALL SUBMIT SHOP DRAWINGS SIGNED AND SEALED BY A FLORIDA REGISTERED ENGINEER. UPLIFT ANCHORAGE AND LOADS MUST BE PROVIDED W/TRUSS PROFILES.

PROVIDE A CONTINUOUS LOAD PATH BETWEEN FOUNDATION AND ROOF SYSTEM. ALL CONNECTORS SHALL BE INSTALLED PER MFR'S RECOMMENDATIONS. FASTENERS NOT OTHERWISE SPECIFIED ON DRAWINGS SHALL BE IN ACCORDANCE W/ FBC 2018 6th EDITION

ROOF SHEATHING NOTES

ALL SHEATHING SHALL BE ATTACHED TO ROOF FRAMING W/ 8d RING SHANK FULL HEAD NAILS
WITHIN 48" OF EAVE — 6" OC EDGES AND 6" AT INTERMEDIATE FRAMING
WITHIN 48" OF RIDGE — 6" OC EDGES AND 6" AT INTERMEDIATE FRAMING
WITHIN 60" OF RAKE EAVE — 4" OC EDGES AND 4" AT INTERMEDIATE FRAMING
ALL OTHER AREAS — 6" OC EDGES AND 6" AT INTERMEDIATE FRAMING
ALL ROOF SHEATHING SHALL BE NOMINAL 1/2" SHEATHING APA RATED FOR 24" SPACING ROOF APPLICATIONS

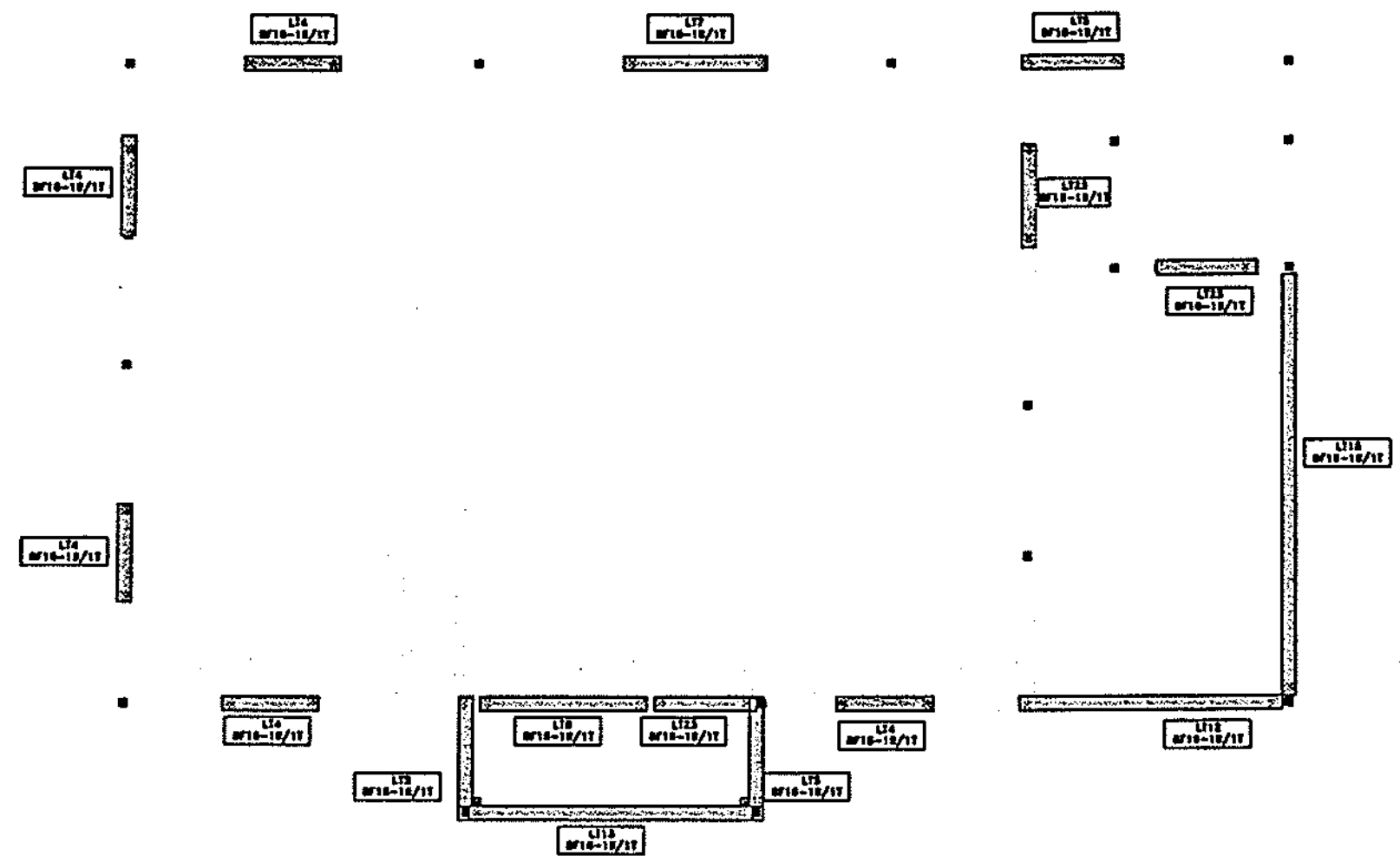

LINTEL PLAN
Scale: 1/4" = 1'-0"

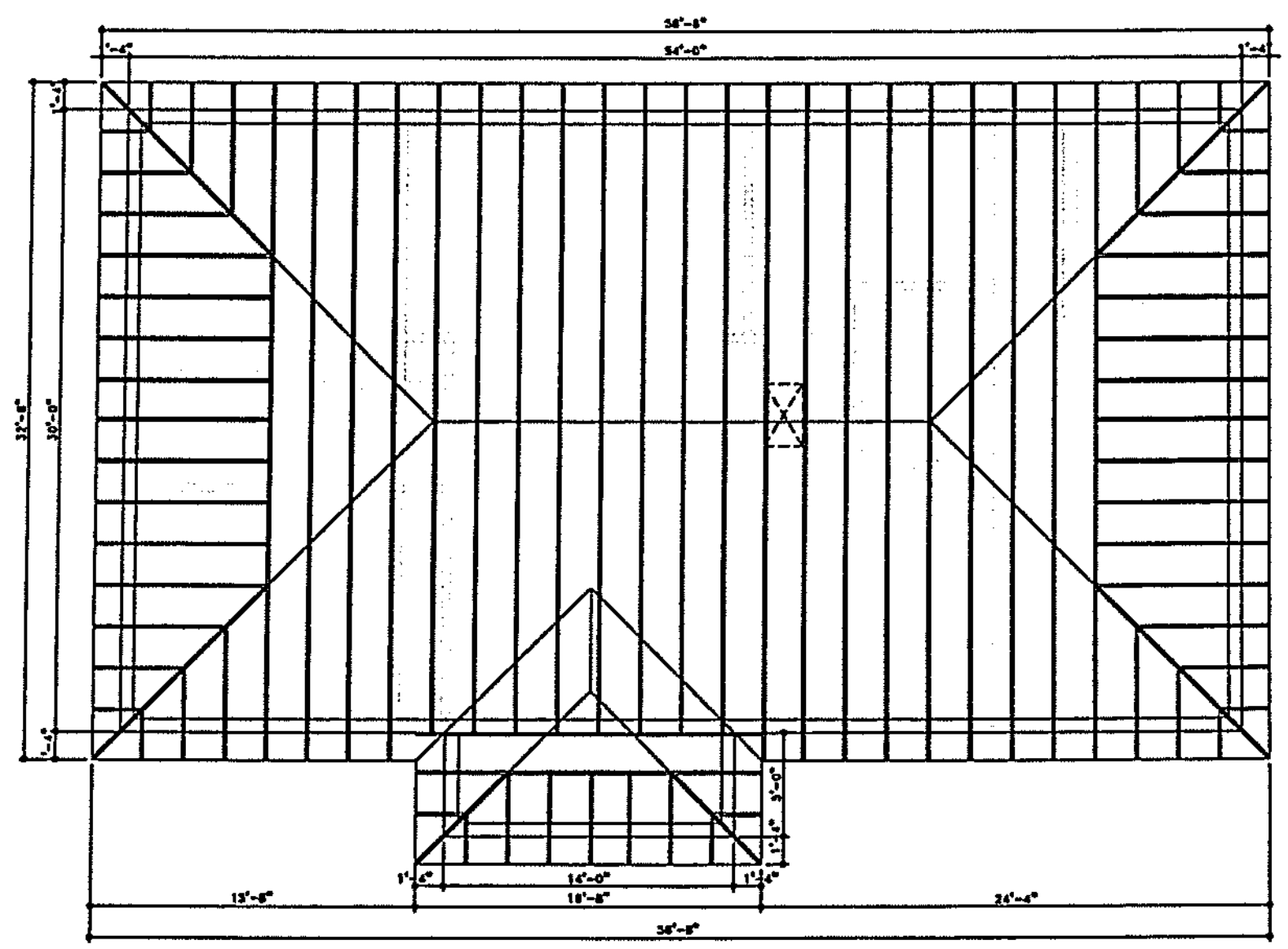

ROOF FRAMING PLAN
Scale: 1/4" = 1'-0"

DRAWING ISSUE PERMIT 28 OCT 2020
REVISION

SEAL

GENERAL CONTRACTOR

David P. King, Jr
ARCHITECT
7900 SW 61ST AVE
SUITE 400
OCALA, FL. 34476
352.873.3737 (PH)
352.873.8737 (FAX)

REGISTRATION:
STATE OF FLORIDA AR 12,998
STATE OF GEORGIA 5044

PROJECT

NEW SINGLE FAMILY RESIDENCE
3/2/1 CARPORT RIGHT
CMU/ HIP/ MONO
FOR
HABITAT FOR HUMANITY
PID:
MARION COUNTY, FLORIDA

DRAWN BY: DPK
CHECKED BY:
APPROVED BY: DPK
ARCHITECT'S PROJECT No.:

SHEET TITLE
ROOF FRAMING PLAN
LINTEL PLAN

SHEET NUMBER
S2