

OCALA ELECTRIC UTILITY
 OCALA, FLORIDA

FIRST REVISED SHEET NO. 19.0
 CANCELS ORIGINAL SHEET NO. 19.0

**APPLICATION FOR INTERCONNECTION OF
 CUSTOMER-OWNED RENEWABLE
 GENERATION SYSTEMS**

- TIER 1 - Ten (10) kW or Less
- TIER 2 - Greater than 10 kW and Less Than or Equal to 100 kW
- TIER 3 - Greater than 100 kW and Less Than or Equal to Two (2) MW

Note: These customer-owned renewable generation system size limits may be subject to a cumulative enrollment limit on net-metering customers located in the area served by the City of Ocala Electric Utility. Please refer to the Ocala Electric Utility Net-Metering Rate Schedule.

Ocala Electric Utility customers who install customer-owned renewable generation systems (RGS) and desire to interconnect those facilities with the Ocala Electric Utility system are required to complete this application. When the completed application and fees are returned to Ocala Electric Utility, the process of completing the appropriate Tier 1, Tier 2 or Tier 3 Interconnection Agreement can begin. This application and copies of the Interconnection Agreements may be obtained at Ocala Electric Utility, located at 201 SE 3rd Street, Ocala, Florida 34471, or may be requested by email from OEU@ocalafl.org.

1. Customer Information

Name: Bryan Coombs
 Mailing Address: 3721 SE 4th Street
 City: Ocala State: Fl. Zip Code: 34471
 Phone Number: 352-438-6332 Alternate Phone Number: _____
 Email Address: xrayrepair4sales@aol.com Fax Number: _____
 Ocala Electric Utility Customer Account Number: 545630-207609

2. RGS Facility Information

Facility Location: 3721 SE 4th Street Ocala, Fl. 34471
 Ocala Electric Utility Customer Account Number: 545630-207609
 RGS Manufacturer: JA Solar
 Manufacturer's Address: No.8 Building, Nuode Center, No.1 Courtyard, East Auto Museum Rd.
Fengtai District, Beijing
 Reference or Model Number: JAM54D41-440MB (20 Modules 440W)
 Serial Number: Inverter-Tesla PW3-11.5kW (13.5kWh)

(Continued on Sheet No.19.1)

Issued by: Michael Poucher, P.E.
 Electric Utility Director

Effective: October 1, 2019

OCALA ELECTRIC UTILITY
OCALA, FLORIDA
(Continue from Sheet No. 19.0)

FIRST REVISED SHEET NO. 19.1
CANCELS ORIGINAL SHEET NO. 19.1

3. Facility Rating Information

Gross Power Rating: 7.48kWac (“Gross power rating” means the total manufacturer’s AC nameplate generating capacity of an on-site customer-owned renewable generation system that will be interconnected to and operate in parallel with Ocala Electric Utility’s distribution facilities. For inverter-based systems, the AC nameplate generating capacity shall be calculated by multiplying the total installed DC nameplate generating capacity by 0.85 in order to account for losses during the conversion from DC to AC.)

Fuel or Energy Source: Solar PV

Anticipated In- Service Date: 4/1/2026

4. Application Fee

The application fee is based on the Gross Power Rating and must be submitted with this application. The non-refundable application fee is \$375 for Tier 2 and \$750 for Tier 3 installations. There is no application fee for Tier 1 installations.

5. Interconnection Study Fee

For Tier 3 installations, a deposit in the amount of the estimated costs of the study (to be determined at time of application) must be paid along with this application in addition to the application fee referenced in Article 4 above. This deposit will be applied toward the cost of an interconnection study. The customer will be responsible for the actual costs of the study. Should the actual cost of the study be less than the deposit, the difference will be refunded to the customer. Customer agrees to comply with all interconnection requirements identified in the interconnection study report.

6. Required Documentation

Prior to completion of the Interconnection Agreement, the following information must be provided to the Ocala Electric Utility by the customer.

- A. Documentation demonstrating that the installation complies with (or most current version at time of inspection approval):
1. IEEE 1547 (2018) Standard for Interconnecting Distributed Resources with Electric Power Systems.
 2. IEEE 1547.1 (2005) Standard Conformance Test Procedures for Equipment Interconnecting Distributed Resources with Electric Power Systems.
 3. UL 1741 (2010) Inverters, Converters, Controllers and Interconnection System Equipment for Use with Distributed Energy Resources.

(Continued on Sheet No. 19.2)

Issued by: Michael Poucher, P.E.
Electric Utility Director

Effective: October 1, 2019

OCALA ELECTRIC UTILITY
OCALA, FLORIDA
(Continued from Sheet No. 19.1)

FIRST REVISED SHEET NO. 19.2
CANCELS ORIGINAL SHEET NO. 19.2

B. Documentation that the customer-owned renewable generation has been inspected and approved by local code officials prior to its operation in parallel with the Ocala Electric Utility system to ensure compliance with applicable local codes. OEU will also require proof of commission testing by a qualified 3rd party testing company (not affiliated in any way with the manufacturer, vendor or installation contractor), for compliance with all required and applicable codes, standards, and interconnection study requirements, prior to setting of OEU metering equipment.

C. Proof of insurance in the amount of:
Tier 1 - \$100,000.00
Tier 2 - \$1,000,000.00
Tier 3 - \$2,000,000.00

Customer

By: Bryan Coombs Date: 2/17/26
(Print Name)


(Signature)

Issued by: Michael Poucher, P.E.
Electric Utility Director

Effective: October 1, 2019

OCALA ELECTRIC UTILITY
OCALA, FLORIDA

FIRST REVISED SHEET NO. 20.0
CANCELS ORIGINAL SHEET NO. 20.0

Tri-Party Net-Metering Power Purchase Agreement

This Tri-Party Net-Metering Power Purchase Agreement (this “Agreement”) is entered into this 17th day of February, 20 26, by and between the Florida Municipal Power Agency, a governmental joint action agency created and existing under the laws of the State of Florida (hereinafter “FMPA”), the City of Ocala doing business as Ocala Electric Utility, a body politic (hereinafter “OEU”), and Bryan Coombs, a retail electric customer of OEU (hereinafter “Customer”).

Section 1. Recitals

1.01. OEU and Customer have executed OEU’s Standard Interconnection Agreement for a Customer-Owned Renewable Generation System (RGS) pursuant to which OEU has agreed to permit interconnection of Customer’s renewable generation to OEU’s electric system at Customer’s presently-metered location, and Customer has agreed to deliver excess electric energy generated by Customer’s Renewable Generation System to OEU’s electric distribution system;

1.02. The City of Ocala and FMPA have entered into the All-Requirements Power Supply Contract, dated as of May 1, 1986, (hereinafter the “ARP Contract”) pursuant to which the City of Ocala has agreed to purchase and receive, and FMPA has agreed to sell and supply OEU with all energy and capacity necessary to operate the OEU electric system, which limits OEU’s ability to directly purchase excess energy from customer-owned renewable generation.

1.03. In order to promote the development of small customer-owned renewable generation by permitting OEU to allow its customers to interconnect with OEU’s electric system and to allow OEU’s electric customers to offset their electric consumption with customer-owned renewable generation, FMPA, in accordance with the terms and conditions of this agreement, has agreed to purchase excess customer-owned generation from OEU’s electric customers interconnected to OEU’s electric system.

NOW THEREFORE, for and in consideration of the mutual covenants and agreements set forth herein, the Parties covenant and agree as follows:

Section 2. Interconnection

2.01. Customer shall not begin parallel operations with the OEU electric distribution system until Customer has executed OEU’s electric Standard Interconnection Agreement for Small Customer-Owned Renewable Generation and is in compliance with all terms and conditions

OEU requires that the customer install and operate the RGS in accordance with all applicable safety codes and standards. OEU shall establish and enforce terms and conditions of operation and disconnection of all interconnected customer-owned renewable generation as it relates to the effect of the RGS on OEU’s electric distribution system.

(Continued on Sheet No. 20.1)

Issued by: Michael Poucher, P.E.
Electric Utility Director

Effective: October 1, 2019

OCALA ELECTRIC UTILITY
OCALA, FLORIDA
(Continued from Sheet No. 20.0)

FIRST REVISED SHEET NO. 20.1
CANCELS ORIGINAL SHEET NO. 20.1

Section 3. Metering

3.01 In accordance with the OEU's Standard Interconnection Agreement for Customer-Owned Renewable Generation, OEU shall install metering equipment at the point of delivery capable of recording two separate kWh meter readings: (1) the flow of electricity from OEU to the Customer (Delivered), and (2) the flow of excess electricity from the Customer to OEU. OEU shall take meter readings on the same cycle as the otherwise applicable rate schedule.

Section 4. Purchase of Excess Customer-Owned Renewable Generation

4.01. Customer-owned renewable generation shall be first used for Customer's own load and shall offset Customer's demand for OEU's electricity. All electric power and energy delivered by OEU to Customer shall be received and paid for by Customer to OEU (Received) pursuant to the terms, conditions and rates of the OEU otherwise applicable rate schedule.

4.02. Excess customer-owned renewable generation shall be delivered to the OEU Electric distribution system. For purposes of this Agreement, the term "excess customer-owned renewable generation" means any kWh of electrical energy produced by the customer-owned renewable generation system that is not consumed by Customer and is delivered to the OEU electric distribution system. FMPA agrees to purchase and receive, and Customer agrees to sell and deliver, all excess customer-owned renewable generation at the energy rate established by FMPA, which shall be calculated in accordance with Schedule A. Excess customer-owned renewable generation shall be purchased in the form of a credit on Customer's monthly energy consumption bill from OEU.

4.03. In the event that a given monthly credit for excess customer-owned renewable generation exceeds the total billed amount for Customer's consumption in any corresponding month, then the excess credit shall be applied to the subsequent month's bill. Excess energy credits produced pursuant to the preceding sentence shall accumulate and be used to offset Customer's energy consumption bill for a period of not more than twelve (12) months. At the end of each calendar year, any unused excess energy credits shall be paid by OEU to the Customer in accordance with the OEU Electric Net-Metering Service Rate Schedule.

(Continued on Sheet No. 20.2)

Issued by: Michael Poucher, P.E.
Electric Utility Director

Effective: October 1, 2019

OCALA ELECTRIC UTILITY
OCALA, FLORIDA
(Continued from Sheet No. 20.1)

FIRST REVISED SHEET NO. 20.2
CANCELS ORIGINAL SHEET NO. 20.2

4.04. FMPA and OEU shall not be required to purchase or receive excess customer-owned renewable generation, and may require Customer to interrupt or reduce production of customer-owned renewable generation, (a) when necessary in order to construct, install, maintain, repair, replace, remove, investigate, or inspect any OEU equipment or part of OEU's system; or (b) if either FMPA or OEU determine, in their sole judgment, that curtailment, interruption, or reduction is necessary because of emergencies, forced outages, force majeure, or compliance with any applicable electric code or standard.

4.05. Customer acknowledges that its provision of electricity to OEU hereunder is on a first-offered, first-accepted basis and subject to diminution and/or rejection in the event the total amount of electricity delivered to OEU pursuant to the Net-Metering Service Rate Schedule (as filed with the Florida Public Service Commission), from all participating OEU customers, exceeds two and one-half percent (2.5%) of the aggregate customer peak demand on the OEU electric system.

Section 5. Renewable Energy Credits

5.01. Customer shall offer FMPA a first right of refusal before selling or granting to any third party the right to the Green Attributes associated with its customer-owned renewable generation that is interconnected to OEU electric distribution system. The term "Green Attributes" shall include any and all credits, certificates, benefits, environmental attributes, emissions reductions, offsets, and allowances, however entitled, attributable to the generation of electricity from the customer-owned-renewable generation and its displacement of conventional energy generation.

5.02. Any additional meter(s) installed to measure total renewable electricity generated by the Customer for the purposes of measuring Green Attributes, including and renewable energy certificates (or similarly titled credits for renewable energy generated), shall be installed at the expense of the Customer, unless determined otherwise during negotiations for the sale of the Customer's credits to FMPA.

Section 6. Term and Termination

6.01. This Agreement shall become effective upon execution by all Parties, and shall remain in effect thereafter on a month-to-month basis until terminated by any Party upon thirty (30) days written notice to all other Parties.

6.02. This Agreement shall terminate immediately and without notice upon: (a) termination of the electric distribution service by OEU or (b) failure by Customer to comply with any of the terms and conditions of this Agreement or OEU's Standard Interconnection Agreement for Customer-Owned Renewable Generation.

(Continued on Sheet No. 20.3)

Issued by: Michael Poucher, P.E.
Electric Utility Director

Effective: October 1, 2019

OCALA ELECTRIC UTILITY
OCALA, FLORIDA
(Continued from Sheet No. 20.2)

FIRST REVISED SHEET NO. 20.3
CANCELS ORIGINAL SHEET NO. 20.3

Section 7. Miscellaneous Provisions

7.01. Assignment. It is understood and agreed that no party may transfer, sell, mortgage, pledge, hypothecate, convey, designate, or otherwise assign this Agreement, or any interest herein or any rights or obligations hereunder, in whole or in part, either voluntarily or by operation of law, (including, without limitation, by merger, consolidation, or otherwise), without the express written consent of the other parties (and any such attempt shall be void), which consent shall not be unreasonably withheld. Subject to the foregoing, this Agreement shall inure to the benefit of and be binding upon the parties and their respective successors and permitted assigns.

7.02. Amendment. It is understood and agreed that FMPA and OEU reserve the right, on no less than an annual basis, to change any of the terms and conditions, including pricing, in this Agreement on sixty (60) days advance written notice. FMPA and OEU may make such changes on an immediate basis in the event any applicable law, rule, regulation or court order requires them. In such event, FMPA and OEU will give Customer as much notice as reasonably possible under the circumstances.

7.03. Indemnification. To the fullest extent permitted by laws and regulations, and in return for adequate, separate consideration, Customer shall defend, indemnify, and hold harmless FMPA and OEU, their officers, directors, agents, guests, invitees, and employees from and against all claims, damages, losses to persons or property, whether direct, indirect, or consequential (including but not limited to fees and charges of attorneys, and other professionals and court and arbitration costs) arising out of, resulting from, occasioned by, or otherwise caused by the operation or misoperation of the customer-owned renewable generation, or the acts or omissions of any other person or organization directly or indirectly employed by the Customer to install, furnish, repair, replace or maintain the customer-owned renewable generation system, or anyone for whose acts any of them may be liable.

7.04. Governing Law. The validity and interpretation of this Agreement and the rights and obligations of the parties shall be governed and construed in accordance with the laws of the State of Florida without regard for any conflicts of law provisions that might cause the law of other jurisdictions to apply. All controversies, claims, or disputes arising out of or related to this Agreement or any agreement, instrument, or document contemplated hereby, shall be brought exclusively in the County or Circuit Court for Marion County, Florida, or the United States District Court sitting in Marion County, Florida, as appropriate.

(Continued on Sheet No. 20.4)

Issued by: Michael Poucher, P.E.
Electric Utility Director

Effective: October 1, 2019

OCALA ELECTRIC UTILITY
OCALA, FLORIDA
(Continued from Sheet No. 20.3)

FIRST REVISED SHEET NO. 20.4
CANCELS ORIGINAL SHEET NO. 20.4

7.05. Enforcement of Agreement. In the event that either party is required to enforce this Agreement by court proceedings or otherwise, the prevailing party shall be entitled to recover all fees and costs incurred, including reasonable attorney's fees and costs for trial, alternative dispute resolution, and/or appellate proceedings.

7.06. Severability. To the extent any provision of this Agreement is prohibited by or invalid under applicable law, such provision shall be ineffective to the extent of such prohibition or invalidity, without invalidating the remainder of such provision or the remaining provisions of this Agreement.

7.07. Third Party Beneficiaries and Sovereign Immunity. This Agreement is solely for the benefit of FMPA, OEU, and Customer and no right nor shall any cause of action accrue upon or by reason, to or for the benefit of any third party not a formal party to this Agreement. Nothing in this Agreement, expressed or implied, is intended or shall be construed to confer upon any person or corporation other than FMPA, OEU, or Customer, any right, remedy, or claim under or by reason of this Agreement or any of the provisions or conditions of this Agreement; and, all provisions, representations, covenants, and conditions contained in this Agreement shall inure to the sole benefit of and be binding upon FMPA, OEU, and Customer and their respective representatives, successors, and assigns. Further, no term or condition contained in this Agreement shall be construed in any way as a waiver by either FMPA or OEU of the sovereign immunity applicable to either or both of them as established by Florida Statutes, 768.28.

(Continued on Sheet No. 20.5)

Issued by: Michael Poucher, P.E.
Electric Utility Director

Effective: October 1, 2019

OCALA ELECTRIC UTILITY
OCALA, FLORIDA
(Continued from Sheet No. 20.4)

FIRST REVISED SHEET NO. 20.5
CANCELS ORIGINAL SHEET NO. 20.5

IN WITNESS WHEREOF, Customer and OEU have executed this Agreement the day and year first above written.

Signed by:
City of Ocala Electric Utility
By: Janice Mitchell
55198B43858A4E1...
Title: CFO
Date: 4/30/2026

DocuSigned by:
Florida Municipal Power Agency
By: [Signature]
087F58EBB34B474...
Title: Chief Sys Ops & Tech Officer
Date: 4/30/2026

Customer
By: Bryan Coombs Date: 2/17/26
(Print Name)
[Signature]
(Signature)

Customer's City of Ocala Electric Utility Account Number: 545630-207609

Approved as to form and legality:

Signed by:
William E. Sexton, Esq.
4A55AB8A8ED04F3...
William E. Sexton, Esq.
City Attorney

(Continued on Sheet No. 20.6)

Issued by: Michael Poucher, P.E.
Electric Utility Director

Effective: October 1, 2019

OCALA ELECTRIC UTILITY
OCALA, FLORIDA
(Continued from Sheet No. 20.5)

FIRST REVISED SHEET NO. 20.6
CANCELS ORIGINAL SHEET NO. 20.6

**Tri-Party Net-Metering Power Purchase Agreement
Schedule A**

I. All-Requirements Project Calculation of Excess Customer-Owned Renewable Generation Credit

- a) FMPA shall pay OEU for the excess kWh energy delivered by customer-owned renewable generation to OEU's electric system. Every month, OEU shall determine the total kWh of customer-owned renewable generation that is delivered to OEU's electric system, and shall send the information to FMPA as soon as it becomes available, but no later than the second working day of every month. FMPA will then provide a monthly payment to OEU in the form of a credit on the ARP power bill for the excess energy delivered to the distribution grid. The ARP Renewable Generation Credit will be calculated as follows:

ARP Renewable Generation Credit = Quarterly Energy Rate * Monthly kWh of excess customer-owned renewable generation

Quarterly Energy Rate = 3 month average of ARP energy rate. FMPA will update the Quarterly Energy Rate every April 1, July 1, October 1 and January 1.

- b) As part of the monthly bill adjustment, FMPA will also increase OEU's kWh billing amount by the same kWh amount as the customer-owned renewable generation purchased by FMPA. This adjustment is necessary because excess customer generation that flows onto OEU's electric system has been purchased by FMPA, but will remain on OEU's electric system and be used by OEU to meet its other customers' electric needs. As a result, OEU's monthly ARP bill will be adjusted accordingly to reflect FMPA's subsequent sale of this energy to OEU.

II. Payment for Unused Excess Energy Credits

- a) Monthly excess energy credits shall accumulate and be used to offset the Customer's following month energy consumption bill for a period of not more than twelve (12) months.
- b) At the end of each calendar year, OEU shall pay the Customer for any unused excess energy credits in accordance with the OEU Electric Net-Metering Service Rate Schedule.

OCALA ELECTRIC UTILITY
OCALA, FLORIDA

FIRST REVISED SHEET NO. 21.0
CANCELS ORIGINAL SHEET NO. 21.0

**Tier 1 – Standard Interconnection Agreement
Customer-Owned Renewable Generation System**

This **Agreement** is made and entered into this 17th day of February, 2026, by and between Bryan Coombs, (hereinafter called "**Customer**"), located at 3721 SE 4th Street in Ocala, Florida, and the City of Ocala doing business as Ocala Electric Utility (hereinafter called OEU), a body politic. Customer and OEU shall collectively be called the "**Parties**". The physical location/premise where the interconnection is taking place: 3721 SE 4th Street Ocala, Fl. 34471.

WITNESSETH

Whereas, a Tier 1 Renewable Generation System (RGS) is an electric generating system that uses one or more of the following fuels or energy sources: hydrogen, biomass, solar energy, geothermal energy, wind energy, ocean energy, waste heat, or hydroelectric power as defined in Section 377.803, Florida Statutes, rated at no more than ten (10) kilowatts (10 kW) alternating current (AC) power output and is primarily intended to offset part or all of the Customer’s current electric requirements; and

Whereas, OEU operates an electric system serving the City of Ocala; and

Whereas, Customer has made a written Application to OEU, a copy being attached hereto, to interconnect its RGS with OEU’ electrical supply grid at the location identified above; and

Whereas, the City of Ocala and the Florida Municipal Power Agency (hereinafter called “FMPA”) have entered into the All-Requirements Power Supply Contract pursuant to which the City of Ocala has agreed to purchase and receive, and FMPA has agreed to sell and supply OEU with all energy and capacity necessary to operate the OEU electric system, which limits OEU’ ability to directly purchase excess energy from customer-owned renewable generation; and

Whereas, in order to promote the development of small customer-owned renewable generation by permitting OEU to allow its customers to interconnect with OEU’s electric system and to allow OEU customers to offset their electric consumption with customer-owned renewable generation, FMPA, in accordance with the terms and conditions of this agreement, has agreed to purchase excess customer-owned generation from OEU customers interconnected to OEU’s electric system; and

Whereas, the OEU desires to provide interconnection of a RGS under conditions which will insure the safety of OEU customers and employees, reliability and integrity of its distribution system;

NOW, THEREFORE, for and in consideration of the mutual covenants and agreements herein set forth, the parties hereto covenant and agree as follows:

(Continued on Sheet No. 21.1)

Issued by: Michael Poucher, P.E.
Electric Utility Director

Effective: October 1, 2019

OCALA ELECTRIC UTILITY
OCALA, FLORIDA
(Continued from Sheet No. 21.0)

FIRST REVISED SHEET NO. 21.1
CANCELS ORIGINAL SHEET NO. 21.1

1. The Customer shall be required to enter into a Tri-Party Net-Metering Purchase Power Agreement with FMPA and the City of Ocala Electric Utility (OEU).
2. "Gross power rating" (GPR) means the total manufacturer's AC nameplate generating capacity of an on-site customer-owned renewable generation system that will be interconnected to and operate in parallel with OEU's distribution facilities. For inverter-based systems, the GPR shall be calculated by multiplying the total installed DC nameplate generating capacity by 0.85 in order to account for losses during the conversion from DC to AC.
3. This agreement is strictly limited to cover a Tier 1 RGS as defined above. It is the Customer's responsibility to notify OEU of any change to the GPR of the RGS by submitting a new application for interconnection specifying the modifications at least 30 days prior to making the modifications. Increase in GPR above the ten kilowatt (10 kW) limit would necessitate entering into a new agreement at either Tier 2 or Tier 3 which may impose additional requirements on the Customer. In no case does the Tier 1, Tier 2 or Tier 3 agreement cover increases in GPR above two megawatts (2MW).
4. The RGS GPR must not exceed 90 percent (90%) of the Customer's OEU calculated distribution service rating at the Customer's location (including shared electric facilities). If the GPR does exceed the 90 percent (90%) limit, the Customer shall be responsible to pay the cost of upgrades to the distribution facilities required to accommodate the GPR capacity and ensure the 90 percent (90%) threshold is not breached. OEU will not allow a RGS GPR greater than required to offset the customer's annual kWh energy consumption (based on customer's historical consumption data or by means of estimated usage of similar type of service as determined by OEU).
5. The Customer shall not be required to pay any special fees due solely to the installation of the RGS.
6. The Customer shall fully comply with OEU's Design Standards following NEC standards as those documents may be amended or revised by OUS from time to time.
7. The Customer certifies that its installation, its operation and its maintenance shall be in compliance with the following standards (or most current version at time of inspection approval):
 - a. IEEE-1547 (2018) Standard for Interconnecting Distributed Resources with Electric Power System;
 - b. IEEE-1547.1 (2005) Standard Conformance Test Procedures for Equipment Interconnection Distributed Resources with Electric Power Systems;
 - c. UL-1741 (2010) Inverters, Converters, Controllers and Interconnection System Equipment for Use with Distributed *Energy Resources*.
 - d. The National Electric Code, state and/or local building codes, mechanical codes and/or electrical codes;
 - e. The manufacturer's installation, operation and maintenance instructions.

(Continued to Sheet No. 21.2)

Issued by: Michael Poucher, P.E.
Electric Utility Director

Effective: October 1, 2019

OCALA ELECTRIC UTILITY
OCALA, FLORIDA
(Continued from Sheet No. 21.1)

FIRST REVISED SHEET NO. 21.2
CANCELS ORIGINAL SHEET NO. 21.2

8. The Customer is not precluded from contracting for the lease, operation or maintenance of the RGS with a third party. Such lease may not provide terms or conditions that provide for any payments under the agreement to any way indicate or reflect the purchase of energy produced by the RGS. Customer shall not enter into any lease agreement that results in the retail purchase of electricity; or the retail sale of electricity from the customer-owned renewable generation. Notwithstanding this restriction, in the event that Customer is determined to have engaged in the retail purchase of electricity from a party other than OEU, then Customer shall be in breach of this Agreement and may be subject to the jurisdiction of the Florida Public Service Commission and to fines/penalties.

9. The Customer shall provide a copy of the manufacturer's installation, operation and maintenance instructions to OEU. If the RGS is leased to the Customer by a third party, or if the operation or maintenance of the RGS is to be performed by a third party, the lease and/or maintenance agreements and any pertinent documents related to these agreements shall be provided to OEU.

10. Prior to commencing parallel operation with OEU's electric system, Customer shall have the RGS inspected and approved by the appropriate code authorities having jurisdiction. Customer shall provide a copy of this inspection and approval to OEU.

11. The Customer agrees to permit OEU, if it should so choose, to inspect the RGS and its component equipment and the documents necessary to ensure compliance with this Agreement both before and after the RGS goes into service and to witness the initial testing of the RGS equipment and protective apparatus. OEU will provide Customer with as much notice as reasonably possible, either in writing, email, facsimile or by phone as to when OEU may conduct inspections and or document review. Upon reasonable notice, or at any time without notice in the event of an emergency or hazardous condition, Customer agrees to provide OEU access to the Customer's premises for any purpose in connection with the performance of the obligations required by this Agreement or, if necessary, to meet OEU's legal obligation to provide service to its customers. At least ten (10) business days prior to initially placing the customer-owned renewable generation system in service, Customer shall provide written notification to OEU advising of the date and time at which Customer intends to place the system in service, and OEU shall have the right to have personnel present on the in-service date in order to ensure compliance with the requirements of this Agreement.

(Continued on Sheet No. 21.3)

Issued by: Michael Poucher, P.E.
Electric Utility Director

Effective: October 1, 2019

OCALA ELECTRIC UTILITY
OCALA, FLORIDA
(Continued from Sheet No. 21.2)

FIRST REVISED SHEET NO. 21.3
CANCELS ORIGINAL SHEET NO. 21.3

12. The Customer's RGS must have an appropriately sized grid-tie inverter system that includes applicable protective systems. Customer certifies that the RGS equipment includes an OEU interactive inverter or interconnection system equipment that ceases to interconnect with the OEU system upon a loss of OEU's electric power. The inverter shall be considered certified for interconnected operation if it has been submitted by a manufacturer to a nationally recognized testing laboratory (NRTL) to comply with UL 1741. The NRTL shall be approved by the Occupational Safety & Health Administration (OSHA).

13. If Customer adds another RGS that (i) utilizes the same OEU interactive inverter for both systems, or (ii) utilizes a separate OEU interactive inverter for each system, Customer shall provide OEU with sixty (60) days advance written notice of the addition.

14. The Customer shall not energize the OEU system when OEU's system is deenergized. The Customer shall cease to energize the OEU system during a faulted condition on the OEU system and/or upon any notice from OEU that the deenergizing of Customer's RGS equipment is necessary. The Customer shall cease to energize the OEU system prior to automatic or non-automatic reclosing of OEU's protective devices. There shall be no intentional islanding, as described in IEEE 1547, between the Customer's and OEU' systems.

15. The Customer is responsible for the protection of its generation equipment, inverters, protection devices, and other system components from damage from the normal and abnormal operations that occur on OEU system in delivering and restoring system power. Customer agrees that any damage to any of its property, including, without limitation, all components and related accessories of its RGS system, due to the normal or abnormal operation of OEU system, is at Customer's sole risk and expense. Customer is also responsible for ensuring that the customer-owned renewable generation equipment is inspected, maintained, and tested regularly in accordance with the manufacturer's instructions to ensure that it is operating correctly and safely.

16. The Customer must install, at their expense, a manual disconnect switch of the visible load break type to provide a separation point between the AC power output of the customer-owned renewable generation system and any Customer wiring connected to OEU's system, such that back feed from the customer-owned renewable generation system to OEU's system cannot occur when the switch is in the open position. The manual disconnect switch shall be mounted separate from the meter socket on an exterior surface adjacent to the meter. The switch shall be readily accessible to OEU and capable of being locked in the open position with an OEU padlock. When locked and tagged in the open position by OEU, this switch will be under the control of OEU.

(Continued on Sheet No. 21.4)

Issued by: Michael Poucher, P.E.
Electric Utility Director

Effective: October 1, 2019

OCALA ELECTRIC UTILITY
OCALA, FLORIDA
(Continued from Sheet No. 21.3)

FIRST REVISED SHEET NO. 21.4
CANCELS ORIGINAL SHEET NO. 21.4

17. Subject to an approved inspection, including installation of acceptable disconnect switch, this Agreement shall be executed by OEU within thirty (30) calendar days of receipt of a completed application. Customer must execute this Agreement and return it to OEU at least thirty (30) calendar days prior to beginning parallel operations with OEU's electric system, subject to the requirements of Section 18, below, and within one (1) year after OEU executes this Agreement.

18. Once OEU has received Customer's written documentation that the requirements of this Agreement have been met, all agreements and documentation have been received and the correct operation of the manual switch has been demonstrated to an OEU representative, OEU will, within fifteen (15) business days, send written notice that parallel operation of the RGS may commence.

19. OEU requires the Customer to maintain general liability insurance for personal injury and property damage in the amount of not less than one hundred thousand dollars (\$100,000.00).

20. OEU will furnish, install, own and maintain metering equipment capable of measuring the flow of kilowatt-hours (kWh) of energy. The Customer's service associated with the RGS will be metered to measure the energy delivered by OEU to Customer, and measure the energy delivered by Customer to OEU. Customer agrees to provide safe and reasonable access to the premises for installation, maintenance and reading of the metering and related equipment. The Customer shall not be responsible for the cost of the installation and maintenance of the metering equipment necessary to measure the energy delivered by the Customer to OEU.

21. The Customer shall be solely responsible for all legal and financial obligations arising from the design, construction, installation, operation, maintenance and ownership of the RGS.

22. The Customer must obtain all permits, inspections and approvals required by applicable jurisdictions with respect to the generating system and must use a licensed, bonded and insured contractor to design and install the generating system. The Customer agrees to provide OEU with a copy of the local building code official inspection and certification of installation. The certification shall reflect that the local code official has inspected and certified that the installation was permitted, has been approved, and has met all electrical and mechanical qualifications.

(Continued on Sheet No. 21.5)

Issued by: Michael Poucher, P.E.
Electric Utility Director

Effective: October 1, 2019

OCALA ELECTRIC UTILITY
OCALA, FLORIDA
(Continued from Sheet No. 21.4)

FIRST REVISED SHEET NO. 21.5
CANCELS ORIGINAL SHEET NO. 21.5

23. In no event shall any statement, representation, or lack thereof, either express or implied, by OEU, relieve the Customer of exclusive responsibility for the Customer's system. Specifically, any OEU inspection of the RGS shall not be construed as confirming or endorsing the system design or its operating or maintenance procedures or as a warranty or guarantee as to the safety, reliability, or durability of the RGS. OEU's inspection, acceptance, or its failure to inspect shall not be deemed an endorsement of any RGS equipment or procedure. Further, as set forth in Sections 15 and 26 of this Agreement, Customer shall remain solely responsible for any and all losses, claims, damages and/or expenses related in any way to the operation or misoperation of its RGS equipment.

24. Notwithstanding any other provision of this Interconnection Agreement, OEU, at its sole and absolute discretion, may isolate the Customer's system from the distribution grid by whatever means necessary, without prior notice to the Customer. To the extent practical, however, prior notice shall be given. The system will be reconnected as soon as practical once the conditions causing the disconnection cease to exist. OEU shall have no obligation to compensate the Customer for any loss of energy during any and all periods when Customer's RGS is operating at reduced capacity or is disconnected from OEU's electrical distribution system pursuant to this Interconnection Agreement. Typical conditions which may require the disconnection of the Customer's system include, but are not limited to, the following:

- a. OEU system emergencies, forced outages, uncontrollable forces or compliance with prudent electric OEU practice.
- b. When necessary to investigate, inspect, construct, install, maintain, repair, replace or remove any OEU equipment, any part of OEU's electrical distribution system or Customer's generating system.
- c. Hazardous conditions existing on OEU's system due to the operation of the Customer's generation or protective equipment as determined by OEU.
- d. Adverse electrical affects (such as power quality problems) on the electrical equipment of OEU's other electric consumers caused by the Customer's generation as determined by OEU.
- e. When Customer is in breach of any of its obligations under this Interconnection Agreement or any other applicable policies and procedures of OEU.
- f. When the Customer fails to make any payments due to OEU by the due date thereof.

25. Upon termination of services pursuant to this Agreement, OEU shall open and padlock the manual disconnect switch and remove any additional metering equipment related to this Agreement. At the Customer's expense, within thirty (30) working days following the termination, the Customer shall permanently isolate the RGS and any associated equipment from OEU's electric supply system, notify OEU that the isolation is complete, and coordinate with OEU for return of OEU's lock.

(Continued to Sheet No. 21.6)

Issued by: Michael Poucher, P.E.
Electric Utility Director

Effective: October 1, 2019

OCALA ELECTRIC UTILITY
OCALA, FLORIDA
(Continued from Sheet No. 21.5)

FIRST REVISED SHEET NO. 21.6
CANCELS ORIGINAL SHEET NO. 21.6

26. To the fullest extent permitted by law, and in return for adequate, separate consideration, Customer shall indemnify, defend and hold harmless OEU, any and all of their members of its governing bodies, and its officers, agents, and employees for, from and against any and all claims, demands, suits, costs of defense, attorneys fees, witness fees of any type, losses, damages, expenses, and liabilities, whether direct, indirect or consequential, related to, arising from, or in any way connected with:

- a. Customer's design, construction, installation, inspection, maintenance, testing or operation of Customer's generating system or equipment used in connection with this Interconnection Agreement, irrespective of any fault on the part of OEU.
- b. The interconnection of Customer's generating system with, and delivery of energy from the generating system to, OEU's electrical distribution system, irrespective of any fault on the part of OEU.
- c. The performance or nonperformance of Customer's obligations under this Interconnection Agreement or the obligations of any and all of the members of Customer's governing bodies and its officers, agents, contractors (and any subcontractor or material supplier thereof) and employees.

Customer's obligations under this Section shall survive the termination of this Interconnection Agreement.

27. Customer shall not have the right to assign its benefits or obligations under this Agreement without OEU's prior written consent and such consent shall not be unreasonably withheld. If there is a change in ownership of the RGS, Customer shall provide written notice to OEU at least thirty (30) days prior to the change in ownership. The new owner will be required to assume, in writing, the Customer's rights and duties under this Agreement, or execute a new Standard Interconnection Agreement. The new owner shall not be permitted to net meter or begin parallel operations until the new owner assumes this Agreement or executes a new Agreement.

28. This Agreement supersedes all previous agreements and representations either written or verbal heretofore made between OEU and Customer with respect to matters herein contained. This Agreement, when duly executed, constitutes the only Agreement between parties hereto relative to the matters herein described. This Agreement shall continue in effect from year to year until either party gives sixty (60) days' notice of its intent to terminate this Agreement.

(Continued on Sheet No. 21.7)

Issued by: Michael Poucher, P.E.
Electric Utility Director

Effective: October 1, 2019

OCALA ELECTRIC UTILITY
OCALA, FLORIDA
(Continued from Sheet No. 21.6)

FIRST REVISED SHEET NO. 21.7
CANCELS ORIGINAL SHEET NO. 21.7

29. This Agreement shall be governed by and construed and enforced in accordance with the laws, rules and regulations of the State of Florida and OEU's tariff as it may be modified, changed, or amended from time to time, including any amendments modification or changes to OEU's Net-Metering Service Rate Schedule, the schedule applicable to this Agreement. The Customer and OEU agree that any action, suit, or proceeding arising out of or relating to this Interconnection Agreement shall be initiated and prosecuted in the state court of competent jurisdiction located in Marion County, Florida, and OEU and the Customer irrevocably submit to the jurisdiction and venue of such court. To the fullest extent permitted by law, each Party hereby irrevocably waives any and all rights to a trial by jury and covenants and agrees that it will not request a trial by jury with respect to any legal proceeding arising out of or relating to this Interconnection Agreement.

None of the provisions of this Interconnection Agreement shall be considered waived by either Party except when such waiver is given in writing. No waiver by either Party of any one or more defaults in the performance of the provisions of this Interconnection Agreement shall operate or be construed as a waiver of any other existing or future default or defaults. If any one or more of the provisions of this Interconnection Agreement or the applicability of any provision to a specific situation is held invalid or unenforceable, the provision shall be modified to the minimum extent necessary to make it or its application valid and enforceable, and the validity and enforceability of all other provisions of this Interconnection Agreement and all other applications of such provisions shall not be affected by any such invalidity or unenforceability. This Interconnection Agreement does not govern the terms and conditions for the delivery of power and energy to non-generating retail customers of OEU's electrical distribution system.

30. This Agreement incorporates by reference the terms of the tariff filed with the Florida Public Service Commission by OEU, including OEU's Net-Metering Service Rate Schedule, and associated technical terms and abbreviations, general rules and regulations and standard electric service requirements (as may be applicable) are incorporated by reference, as amended from time to time. To the extent of any conflict between this Agreement and such tariff, the tariff shall control.

31. OEU and Customer recognize that the Florida Statutes and/or the Florida Public Service Commission Rules, including those directly addressing the subject of this Agreement, may be amended from time to time. In the event that such statutes and/or rules are amended that affect the terms and conditions of this Agreement, OEU and Customer agree to supersede and replace this Agreement with a new Interconnection Agreement, which complies with the amended statutes/rules.

(Continued on Sheet No. 21.8)

Issued by: Michael Poucher, P.E.
Electric Utility Director

Effective: October 1, 2019

OCALA ELECTRIC UTILITY
OCALA, FLORIDA
(Continued from Sheet No. 21.7)

FIRST REVISED SHEET NO. 21.8
CANCELS ORIGINAL SHEET NO. 21.8

32. Customer acknowledges that its provision of electricity to OEU hereunder is on a first-offered, first-accepted basis and subject to diminution and/or rejection in the event the total amount of electricity delivered to OEU pursuant to the OEU's Net-Metering Service Rate Schedule, (as filed with the Florida Public Service Commission), from all participating OEU customers, exceeds two and one-half percent (2.5%) of the aggregate customer peak demand on the OEU system.

33. This Agreement is solely for the benefit of OEU and Customer and no right nor any cause of action shall accrue upon or by reason, to or for the benefit of any third party not a formal party to this Agreement. Nothing in this Agreement, expressed or implied, is intended or shall be construed to confer upon any person or corporation other than OEU or Customer, any right, remedy, or claim under or by reason of this Agreement or any of the provisions or conditions of this Agreement; and, all provisions, representations, covenants, and conditions contained in this Agreement shall inure to the sole benefit of and be binding upon OEU and Customer and their respective representatives, successors, and assigns. Further, no term or condition contained in this Agreement shall be construed in any way as a waiver by OEU of the sovereign immunity applicable to OEU as established by Florida Statutes, 768.28.

(Continued on Sheet No. 21.9)

Issued by: Michael Poucher, P.E.
Electric Utility Director

Effective: October 1, 2019

OCALA ELECTRIC UTILITY
OCALA, FLORIDA
(Continued from Sheet No. 21.8)

FIRST REVISED SHEET NO. 21.9
CANCELS ORIGINAL SHEET NO. 21.9

IN WITNESS WHEREOF, Customer and OEU have executed this Agreement the day and year first above written.

City of Ocala Electric Utility:

Signed by:
By: Janice Mitchell
55198B43858A4E1...

Title: CFO

Date: 4/30/2026

Customer:

By: Bryan Coombs
(Print Name)

Bryan L Coombs
(Signature)

Date: 2/17/26

City of Ocala Electric Utility Account Number:

545630-207609

Approved as to form and legality:

Signed by:
William E. Sexton, Esq.
4A55AB8A8ED04F3...

William E. Sexton, Esq.
City Attorney



American Integrity Insurance Company of Florida
 5426 Bay Center Drive, Suite 600
 Tampa, FL 33609
POLICYNUMBER: AHC0811568

POLICY DECLARATIONS

POLICY FORM: HO3

IMPORTANT PHONENUMBERS:

Your Agency: (352) 237-5499
 Customer Service: 1-866-968-8390
 Claims Reporting: 1-866-277-9871

Renewal Change

Reason:

Policy Effective Date: 09/24/2025
 12:01 a.m. STANDARD TIME at the residence premises
 Policy Expiration Date: 09/24/2026
 12:01 a.m. STANDARD TIME at the residence premises

Change Effective: 09/24/2025
 12:01 a.m. STANDARD TIME at the residence premises
 This replaces all previously issued policy declarations.

INSURED NAME AND MAIL ADDRESS:

Bryan Coombs
 3721 SE 4th St
 Ocala, FL 34471-3001
 Primary E-mail Address: xrayrepair4sales@aol.com

YOUR AMERICAN INTEGRITY AGENCY IS:

JEFF P DUVAL STATE FARM INSURANCE
 2709 SW 27th Ave Ste 102
 Ocala, FL 34471-8911

Location of Residence Premises covered by this policy is:

Address: 3721 SE 4th ST, Ocala, FL 34471-3001
 County: Marion

TOTAL ANNUAL POLICY PREMIUM:

\$1,745.39

The Hurricane portion of the premium is:

\$1,172.00

The non-Hurricane portion of the premium is:

\$564.00

Insurance is provided only with respect to the following coverages for which a limit of liability and/or premium is specified, subject to all conditions of this policy. Based on the information available to us, the premium shown is the lowest we offer for which you qualify.

SECTION I – PROPERTY COVERAGES

	LIMIT OF LIABILITY	PREMIUM
Coverage A – Dwelling	\$291,600	\$1,736.00
Coverage B – Other Structures	\$72,900	Included
Coverage C – Personal Property	\$145,800	Included
Coverage D – Loss of Use	\$29,160	Included

SECTION I – DEDUCTIBLES:

In case of a property loss, we only cover that part of the loss over the deductible(s) stated:

All Other Perils other than Hurricane Deductible: \$2,500

HURRICANE DEDUCTIBLE: 2% of Coverage A \$5,832

SECTION II – LIABILITY COVERAGES

Coverage E – Personal Liability	\$100,000	Included
Coverage F – Medical Payments to Others	\$2,000	Included

RECEIVED BY:
CITY OF OCALA
GROWTH MANAGEMENT

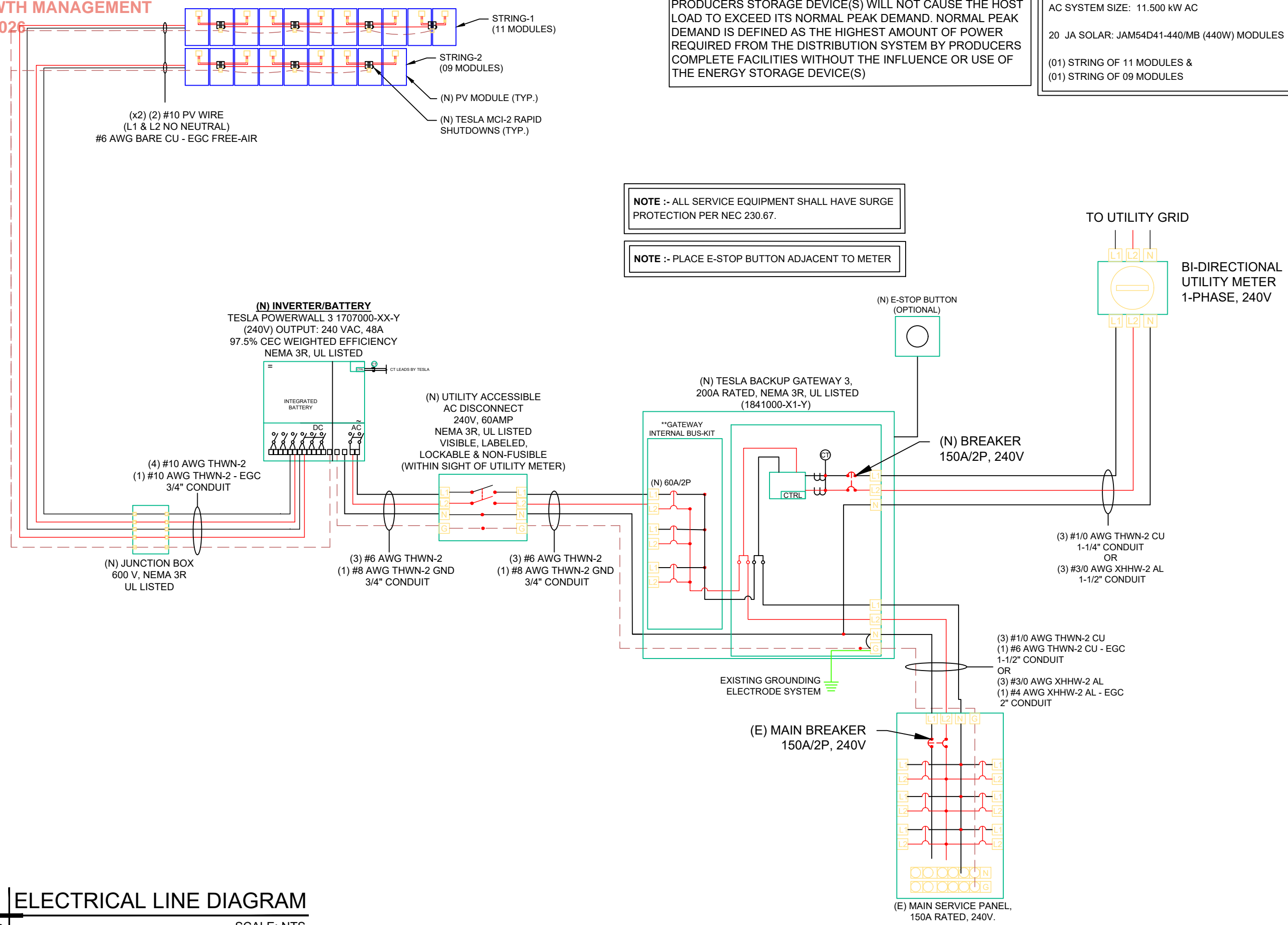
2/16/2026

NOTE:
 PRODUCERS STORAGE DEVICE(S) WILL NOT CAUSE THE HOST LOAD TO EXCEED ITS NORMAL PEAK DEMAND. NORMAL PEAK DEMAND IS DEFINED AS THE HIGHEST AMOUNT OF POWER REQUIRED FROM THE DISTRIBUTION SYSTEM BY PRODUCERS COMPLETE FACILITIES WITHOUT THE INFLUENCE OR USE OF THE ENERGY STORAGE DEVICE(S)

DC SYSTEM SIZE: 8.800 kW DC STC
 AC SYSTEM SIZE: 11.500 kW AC

 20 JA SOLAR: JAM54D41-440/MB (440W) MODULES

 (01) STRING OF 11 MODULES &
 (01) STRING OF 09 MODULES



NOTE :- ALL SERVICE EQUIPMENT SHALL HAVE SURGE PROTECTION PER NEC 230.67.

NOTE :- PLACE E-STOP BUTTON ADJACENT TO METER

LEE'S ELECTRIC
 2861 INDIAN PIPES TRAIL,
 FROSTPROOF, FL 33843

REVISIONS		
DESCRIPTION	DATE	REV

DATE: 01/28/2026

PROJECT NAME

BRYAN COOMBS

3721 SE 4TH ST.,
 OCALA, FL 34471

SHEET NAME
**ELECTRICAL
 LINE DIAGRAM**

SHEET SIZE
**ANSI B
 11" X 17"**

SHEET NUMBER
E-02

Signature with Seal

PROJECT DESCRIPTION:

20 x 440 JA SOLAR: JAM54D41-440/MB (440W) MODULES
 CARPORT MOUNTED SOLAR PHOTOVOLTAIC MODULES
 DC SYSTEM SIZE: 8.800 kW DC STC
 AC SYSTEM SIZE: 11.500 kW AC

EQUIPMENT SUMMARY
 20 JA SOLAR: JAM54D41-440/MB (440W) MODULES
 01 TESLA POWERWALL 3 (1707000-XX-Y) INVERTER/BATTERY
 07 TESLA MCI-2 RAPID SHUTDOWNS
 01 TESLA BACKUP GATEWAY 3

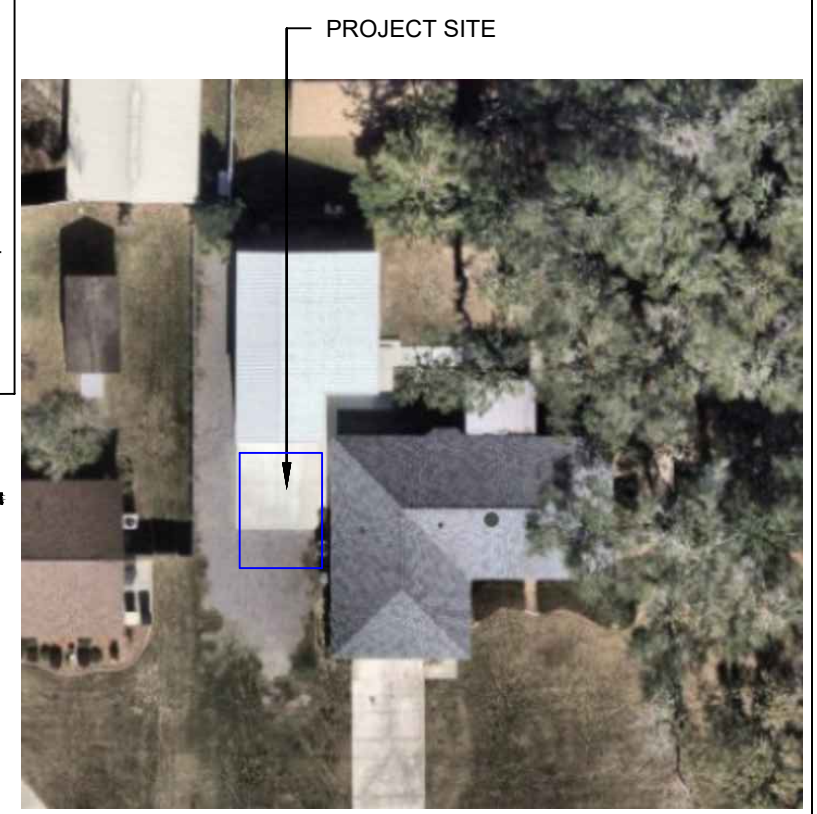

GOVERNING CODES :
 FLORIDA RESIDENTIAL CODE, 8TH EDITION 2023 (FRC)
 FLORIDA PLUMBING CODE, 8TH EDITION 2023 (FPC)
 FLORIDA BUILDING CODE, 8TH EDITION 2023 EDITION (FBC)
 FLORIDA MECHANICAL CODE, 8TH EDITION 2023 (FMC)
 2020 NATIONAL ELECTRICAL CODE (NEC)
 FLORIDA FIRE PREVENTION CODE, 8TH EDITION (FFPC)

ASCE 7-22 WIND DESIGN CRITERIA
 ULTIMATE WIND SPEED: 120 MPH
 NOMINAL WIND SPEED: 93 MPH
 WIND EXPOSURE: B
 RISK CATEGORY: I

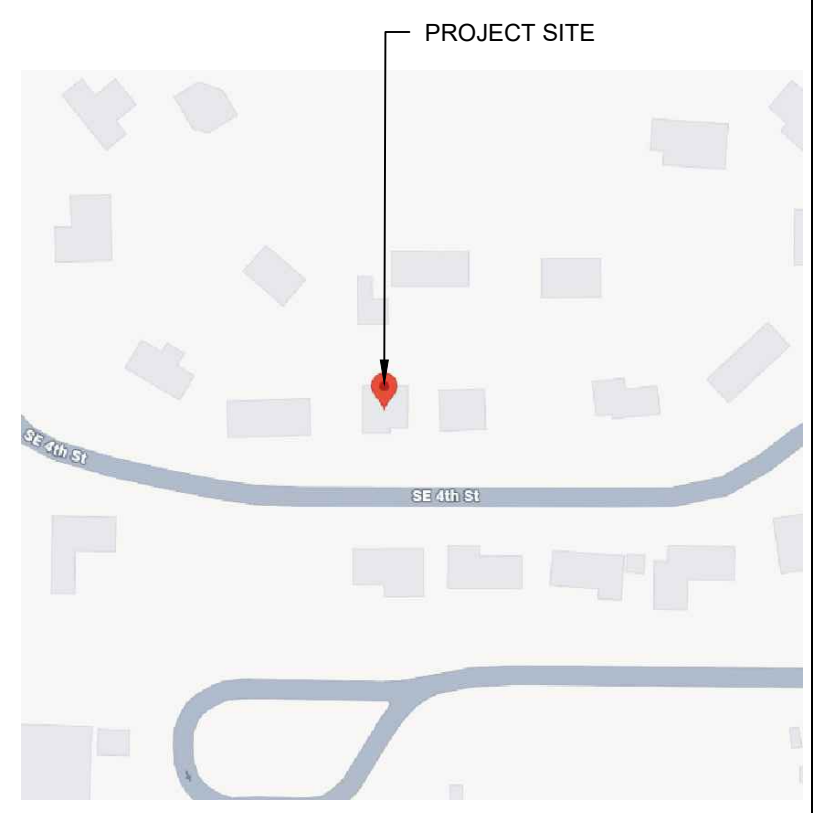
SHEET INDEX

A-00	PLOT PLAN & VICINITY MAP
S-01	CARPORT PLAN & MODULES
S-02	ATTACHMENT DETAILS -1
S-03	ATTACHMENT DETAILS -2
S-04	ATTACHMENT DETAILS -3
S-05	ATTACHMENT DETAILS -4
S-06	STRUCTURAL CALCULATIONS
E-01	ELECTRICAL SITE PLAN & BOM
E-02	ELECTRICAL LINE DIAGRAM
E-03	WIRING CALCULATIONS
E-04	SYSTEM LABELING
DS-01	MODULE DATA SHEET
DS-02	INVERTER/BATTERY DATA SHEET
DS-03	INV./BAT. & RSD DATA SHEET
DS-04	GATEWAY DATA SHEET
DS-05	RAIL DATA SHEET
DS-06	ATTACHMENT DATA SHEET

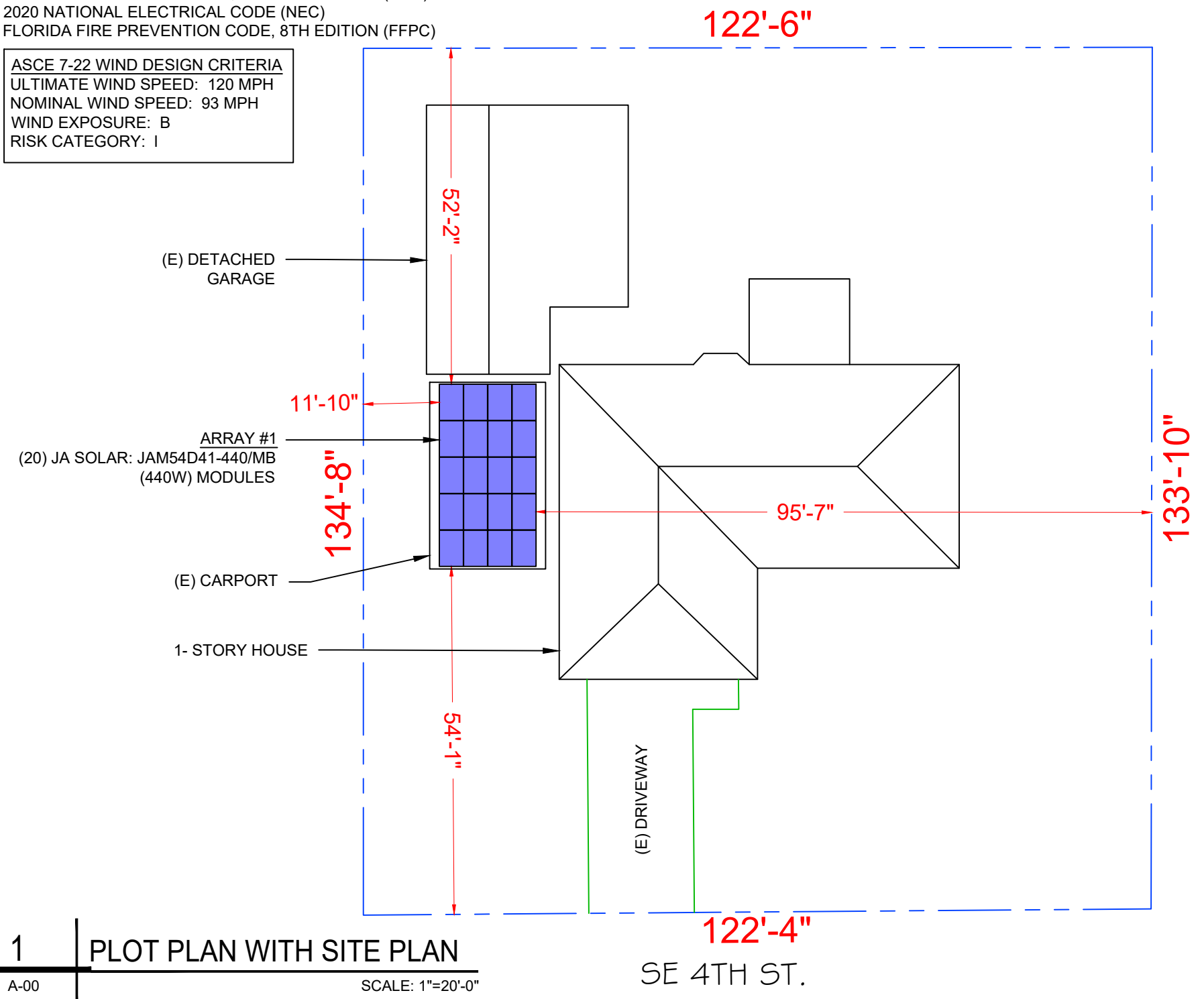
DISCLAIMER :
 THE SET OF PLANS FOR THIS PROJECT IS INTENDED FOR DESIGNING THE PROJECT IN COMPLIANCE WITH APPLICABLE BUILDING CODES. THIS DOES NOT EXPRESS OR IMPLY ANY PERFORMANCE GUARANTEE OF ANY KIND. THE CONTRACTOR IS RESPONSIBLE FOR REVIEWING AND APPROVING THE LAYOUT WITH THE END USER PRIOR TO INSTALLATION. ALL DIMENSIONS AND CONDITIONS SHOWN IN THE PLANS ARE BASED ON THE BEST AVAILABLE INFORMATION. THE CONTRACTOR IS RESPONSIBLE FOR VERIFYING ALL SITE CONDITIONS IN THE FIELD PRIOR TO INSTALLATION AND ACCEPTS FULL RESPONSIBILITY.



2 HOUSE PHOTO
 A-00 SCALE: NTS



3 VICINITY MAP
 A-00 SCALE: NTS



1 PLOT PLAN WITH SITE PLAN
 A-00 SCALE: 1"=20'-0"

LEE'S ELECTRIC
 2861 INDIAN PIPES TRAIL,
 FROSTPROOF, FL 33843

REVISIONS

DESCRIPTION	DATE	REV

DATE: 01/28/2026

PROJECT NAME
 BRYAN COOMBS
 3721 SE 4TH ST.,
 OCALA, FL 34471

SHEET NAME
 PLOT PLAN & VICINITY MAP

SHEET SIZE
 ANSI B
 11" X 17"

SHEET NUMBER
 A-00

Signature with Seal

Powerwall 3

Power Everything

Powerwall 3 is a fully integrated solar and battery system, designed to accelerate the transition to sustainable energy. Customers can receive whole home backup, cost savings, and energy independence by producing and consuming their own energy while participating in grid services. Once installed, customers can manage their system using the Tesla App to customize system behavior to meet their energy goals.

Powerwall 3 achieves this by supporting up to 20 kW DC of solar and providing up to 11.5 kW AC of continuous power per unit. It has the ability to start heavy loads rated up to 185 LRA, meaning a single unit can support the power needs of most homes. Powerwall 3 Expansions make it easier and more affordable to scale up customers' systems to meet their current or future needs. Powerwall 3 is designed for fast and efficient installations, modular system expansion, and simple connection to any electrical service.



Powerwall 3 Technical Specifications

System Technical Specifications

Model Number	1707000-xx-y			
Nominal Grid Voltage (Input & Output)	120/240 VAC			
Grid Type	Split phase			
Frequency	60 Hz			
Nominal Battery Energy	13.5 kWh AC ¹			
Nominal Output Power (AC)	5.8 kW	7.6 kW	10 kW	11.5 kW
Maximum Apparent Power	5,800 VA	7,600 VA	10,000 VA	11,500 VA
Maximum Continuous Current	24 A	31.7 A	41.7 A	48 A
Overcurrent Protection Device ²	30 A	40 A	60 A	60 A
Configurable Maximum Continuous Discharge Power Off-Grid (PV Only, -20°C to 25°C)	15.4 kW ³			
Maximum Continuous Charge Current / Power (Powerwall 3 only)	20.8 A AC / 5 kW			
Maximum Continuous Charge Current / Power (Powerwall 3 with up to (3) Expansion units)	33.3 A AC / 8 kW			
Output Power Factor Rating	0 - 1 (Grid Code configurable)			
Maximum Output Fault Current (1 s)	160 A			
Maximum Short-Circuit Current Rating	10 kA			
Load Start Capability	185 LRA			
Solar to Battery to Home/Grid Efficiency	89% ^{1,4}			
Solar to Home/Grid Efficiency	97.5% ⁵			
Power Scalability	Up to 4 Powerwall 3 units supported			
Energy Scalability	Up to 3 Expansion units (for a maximum total of 7 units)			
Supported Islanding Devices	Gateway 3, Backup Switch, Backup Gateway 2			
Connectivity	Wi-Fi (2.4 and 5 GHz), Ethernet, Cellular (LTE/4G ⁶)			
Hardware Interface	Dry contact relay, Rapid Shutdown (RSD) certified switch and 2-pin connector, RS-485 for meters			
AC Metering	Revenue Grade (+/- 0.5%, ANSI C12.20)			
Protections	Integrated arc fault circuit interrupter (AFCI), Isolation Monitor Interrupter (IMI), PV Rapid Shutdown (RSD) using Tesla Mid-Circuit Interrupters			
Customer Interface	Tesla Mobile App			
Warranty	10 years			

¹Values provided for 25°C (77°F), at beginning of life. 3.3 kW charge/discharge power.

²See [Powerwall 3 Installation Manual](#) for fuse requirements if using fuse for overcurrent protection.

³15.4kW off-grid maximum continuous discharge power is only available if on-grid rating is 11.5 kW. If enabled, Powerwall 3 must be installed with an 80 A breaker and appropriately sized conductors.

⁴Typical solar shifting use case.

⁵Tested using CEC weighted efficiency methodology.

⁶The customer is expected to provide internet connectivity for Powerwall 3; cellular should not be used as the primary mode of connectivity. Cellular connectivity subject to network operator service coverage and signal strength.



LEE'S ELECTRIC
LEE'S ELECTRIC

2861 INDIAN PIPES TRAIL,
FROSTPROOF, FL 33843

REVISIONS		
DESCRIPTION	DATE	REV

DATE: 01/28/2026

PROJECT NAME

BRYAN COOMBS

3721 SE 4TH ST.,
OCALA, FL 34471

SHEET NAME

INVERTER
DATA SHEET

SHEET SIZE

ANSI B
11" X 17"

SHEET NUMBER

DS-02

Signature with Seal

Powerwall 3 Technical Specifications

Solar Technical Specifications	Maximum Solar STC Input	20 kW
	Withstand Voltage	600 V DC
	PV DC Input Voltage Range	60 – 550 V DC
	PV DC MPPT Voltage Range	60 – 480 V DC
	MPPTs	6
	Maximum Current per MPPT (I_{MP})	15 A ^{7,8}
Maximum Short Circuit Current per MPPT (I_{SC})	19 A ⁸	

⁷ Only applicable to Powerwall 3 units with 15 A I_{MP} on the product label. Otherwise, Powerwall 3 has an I_{MP} of 13 A.

⁸ When PV strings are combined on the roof and the DC input current exceeds the MPPT rating, a jumper can be used to combine two MPPTs into a single input to intake DC current up to 30 A I_{MP} / 38 A I_{SC} (or 26 A I_{MP} / 30 A I_{SC} if Powerwall 3 is labeled with 13 A I_{MP} / 15 A I_{SC}).

Environmental Specifications	Operating Temperature	-20°C to 50°C (-4°F to 122°F) ⁹
	Operating Humidity (RH)	Up to 100%, condensing
	Storage Temperature	-20°C to 30°C (-4°F to 86°F), up to 95% RH, non-condensing, State of Energy (SOE): 25% initial
	Maximum Elevation	3000 m (9843 ft)
	Environment	Indoor and outdoor rated
	Enclosure Rating	NEMA 3R
	Ingress Rating	IP67 (Battery & Power Electronics) IP55 (Wiring Compartment)
	Pollution Rating	PD3
Operating Noise @ 1 m	< 50 db(A) typical < 62 db(A) maximum	

⁹ Performance may be de-rated at operating temperatures above 40°C (104°F).

Compliance Information	Certifications	UL 1741, UL 9540, UL 9540A, UL 3741, UL 1741 PCS, UL 1741 SA, UL 1741 SB, UL 1741 Multimode, UL 1973, UL 1699B, UL 1998, CSA C22.2 No. 0.8, CSA C22.2 No. 107.1, CSA C22.2 No. 330, CSA 22.3 No. 9, IEEE 1547, IEEE 1547A, IEEE 1547.1, CA Rule No.21
	Grid Connection	United States and Canada
	Emissions	FCC Part 15 Class B, ICES 003
	Environmental	RoHS Directive 2011/65/EU
	Seismic	AC156, IEEE 693-2005 (high)
	Fire Testing	Meets the unit level performance criteria of UL 9540A

Solar Shutdown Device Technical Specifications

The Solar Shutdown Device is a Mid-Circuit Interrupter (MCI) and is integral to the rapid shutdown (RSD) function required for rooftop PV systems in accordance with Article 690 of the NEC. When paired with Powerwall 3, solar array shutdown is initiated by an External System Shutdown Switch or the On/Off Enable switch located on Powerwall 3. Systems not subject to rapid shutdown requirements must still install one or more MCIs for functional purposes; see the Powerwall 3 installation manual for details.

Electrical Specifications	Model	MCI-1	MCI-2	MCI-2 High Current
	Nominal Input DC Current Rating (I_{MP})	13 A	13 A	15 A
	Maximum Input Short Circuit Current (I_{SC})	19 A	17 A	19 A
	Maximum System Voltage	600 V DC	1000 V DC ¹⁵	1000 V DC ¹⁵
Maximum Disconnect Voltage ¹⁶	600 V DC	165 V DC	165 V DC	

¹⁵ Maximum System Voltage is limited by Powerwall to 600 V DC.

¹⁶ Maximum Disconnect Voltage is the maximum voltage allowed across each MCI in the open position (Rapid Shutdown Initiated). An individual MCI-2 has a voltage rating of 165V but in combination (connected in the same string) their voltage ratings are additive.

RSD Module Performance	Maximum Number of Devices per String	5
	Control	Power Line Excitation
	Passive State	Normally Open
	Maximum Power Consumption	7 W
	Warranty	25 years

Environmental Specifications	Operating Temperature	-40°C to 50°C (-40°F to 122°F)	-45°C to 70°C (-49°F to 158°F)
	Storage Temperature	-30°C to 70°C (-22°F to 158°F)	-30°C to 70°C (-22°F to 158°F)
	Enclosure Rating	NEMA 4X / IP65	

Mechanical Specifications	Electrical Connections	MC4 Connector	
	Housing	Plastic	
	Dimensions	125 x 150 x 22 mm (5 x 6 x 1 in)	173 x 45 x 22 mm (6.8 x 1.8 x 1 in)
	Weight	350 g (0.77 lb)	120 g (0.26 lb)
	Mounting Options	ZEP Home Run Clip M4 Screw (#10) M8 Bolt (5/16") Nail / Wood screw	Wire Clip

Compliance Information	Certifications	UL 1741 PVRSE, UL 3741, PVRSA (Photovoltaic Rapid Shutdown Array)
	RSD Initiation Method	External System Shutdown Switch or Powerwall 3 Enable Switch

UL 3741 PV Hazard Control (and PVRSA) Compatibility See [UL 3741 Application Addendum](#)



LEE'S ELECTRIC

2861 INDIAN PIPES TRAIL,
FROSTPROOF, FL 33843

REVISIONS		
DESCRIPTION	DATE	REV

DATE: 01/28/2026

PROJECT NAME

BRYAN COOMBS
3721 SE 4TH ST.,
OCALA, FL 34471

SHEET NAME
**INV./BAT. & RSD
DATA SHEET**

SHEET SIZE
**ANSI B
11" X 17"**

SHEET NUMBER
DS-03

Signature with Seal

Gateway 3

Tesla Gateway 3 controls connection to the grid in a Powerwall system, automatically detecting outages and providing seamless transition to backup power. It provides energy monitoring that is used by Powerwall for solar self-consumption, time-based control, and backup operation.

Performance Specifications

Model Number	1841000-x1-y	AC Meter	+/- 0.5%
Nominal Grid Voltage	120/240 V AC	Communication	CAN
Grid Configuration	Split phase	User Interface	Tesla App
Grid Frequency	60 Hz	Backup Transition	Automatic disconnect for seamless backup
Continuous Current Rating	200 A	Overcurrent Protection Device	100–200 A Service entrance rated Eaton CSR, BWH, or BW, or Square D QOM breakers
Maximum Supply Short Circuit Current	22 kA with Square D or Eaton main breaker 25 kA with Eaton main breaker ¹⁷	Internal Panelboard	200 A 8-space/16 circuit breakers Eaton BR, Siemens QP, or Square D HOM breakers rated to 10–125A
IEC Protective Class	Class I	Warranty	10 years
Overvoltage Category	Category IV		

¹⁷ Only Eaton CSR or BWH main breakers are 25 kA rated.

Environmental Specifications

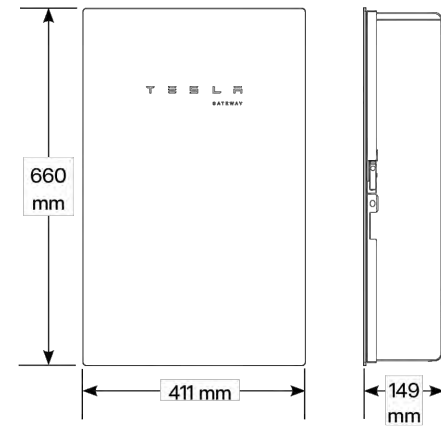
Operating Temperature	-20°C to 50°C (-4°F to 122°F)
Operating Humidity (RH)	Up to 100%, condensing
Maximum Elevation	3000 m (9843 ft)
Environment	Indoor and outdoor rated
Enclosure Type	NEMA 3R

Compliance Information

Certifications	UL 67, UL 869A, UL 916, UL 1741 PCS, CSA 22.2 107.1, CSA 22.2 29
Emissions	FCC Part 15, Class B, ICES 003

Mechanical Specifications

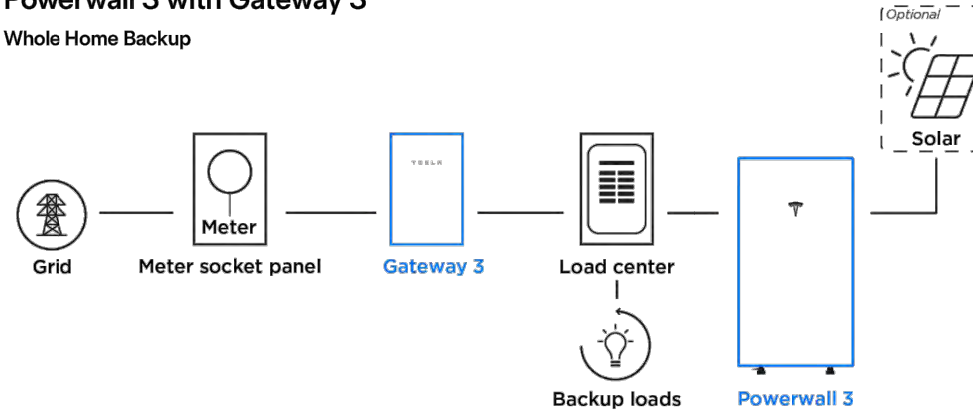
Dimensions	660 x 411 x 149 mm (26 x 16 x 6 in)
Weight	16.3 kg (36 lb)
Mounting options	Wall mount



Powerwall 3 Example System Configurations

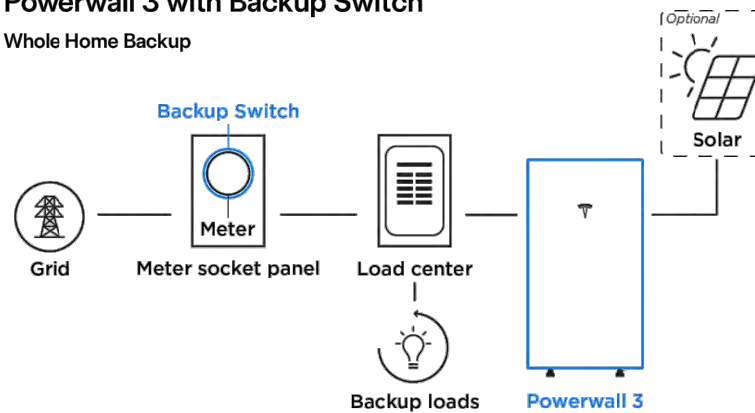
Powerwall 3 with Gateway 3

Whole Home Backup



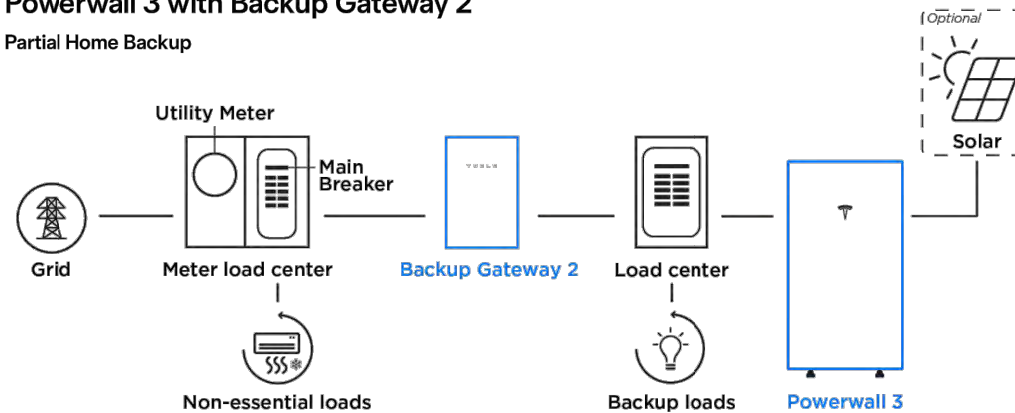
Powerwall 3 with Backup Switch

Whole Home Backup



Powerwall 3 with Backup Gateway 2

Partial Home Backup



LEE'S ELECTRIC
LEE'S ELECTRIC
 2861 INDIAN PIPES TRAIL,
 FROSTPROOF, FL 33843

REVISIONS		
DESCRIPTION	DATE	REV

DATE: 01/28/2026

PROJECT NAME

BRYAN COOMBS

3721 SE 4TH ST.,
 OCALA, FL 34471

SHEET NAME
GATEWAY DATA SHEET

SHEET SIZE
**ANSI B
 11" X 17"**

SHEET NUMBER
DS-04

Signature with Seal

RECEIVED BY:
CITY OF OCALA
GROWTH MANAGEMENT
2/16/2026

Harvest the Sunshine

445W

JA SOLAR

JAM54D41 MB Black Module n-type Double Glass Bifacial Modules

Premium Cells

n-Bycium+ 16BB

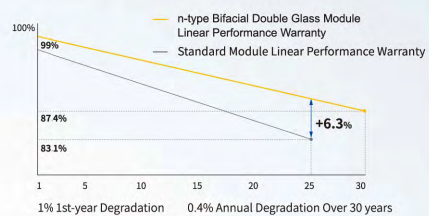
26%
Up To

MBB Half-Cell Technology

Cell Conversion Efficiency

Premium Modules

- Higher power generation better LCOE
- Better Temperature Coefficient
- n-type with very Lower LID
- Better low irradiance response



12-year product warranty 30-year linear power output warranty

Comprehensive Certificates

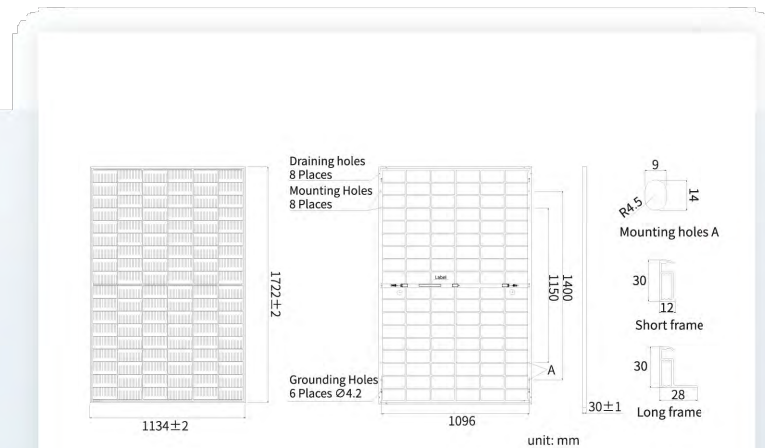
- IEC 61215, IEC 61730, UL 61215, UL 61730
- ISO 9001: 2015 Quality management systems
- ISO 14001: 2015 Environmental management systems
- ISO 45001: 2018 Occupational health and safety management systems
- IEC 62941: 2019 Terrestrial photovoltaic (PV) modules - Quality system for PV module manufacturing



DEEP BLUE 4.0 Pro

JAM54D41 MB n-type Double Glass Bifacial Modules

DEEP BLUE 4.0 Pro



MECHANICAL PARAMETERS

Cell	Mono
Weight	21.5kg
Dimensions	1722±2mm × 1134±2mm × 30±1mm
Cable Cross Section Size	4mm ² (IEC), 12 AWG(UL)
No. of cells	108(6×18)
Junction Box	IP68, 3diodes
Connector	QC 4.10-351/ MC4-EVO2A
Cable Length (Including Connector)	Portrait: 300mm(+)/400mm(-) Landscape: 1100mm(+)/1100mm(-)
Front Glass/Back Glass	1.6mm/1.6mm
Packaging Configuration	36pcs/Pallet, 936pcs/40HQ Container

Remark: customized frame color and cable length available upon request

ELECTRICAL PARAMETERS AT STC

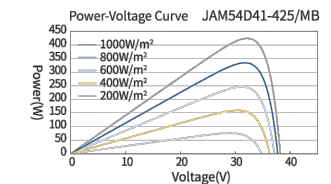
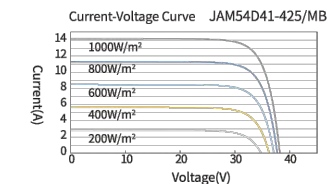
TYPE	JAM54D41-420/MB	JAM54D41-425/MB	JAM54D41-430/MB	JAM54D41-435/MB	JAM54D41-440/MB	JAM54D41-445/MB
Rated Maximum Power(Pmax) [W]	420	425	430	435	440	445
Open Circuit Voltage (Voc) [V]	38.28	38.56	38.84	39.11	39.38	39.65
Maximum Power Voltage(Vmp) [V]	32.38	32.64	32.88	33.13	33.37	33.64
Short Circuit Current(Isc) [A]	13.65	13.70	13.75	13.80	13.85	13.90
Maximum Power Current(Imp) [A]	12.97	13.02	13.08	13.13	13.18	13.23
Module Efficiency [%]	21.5	21.8	22.0	22.3	22.5	22.8
Power Tolerance	0~+3%					
Temperature Coefficient of Isc(α _{Isc})	+0.045%/°C					
Temperature Coefficient of Voc (β _{Voc})	-0.250%/°C					
Temperature Coefficient of Pmax(γ _{Pmp})	-0.290%/°C					
STC	Irradiance 1000W/m ² , cell temperature 25°C, AM1.5G					

Remark: Electrical data in this catalog do not refer to a single module and they are not part of the offer. They only serve for comparison among different module types.

ELECTRICAL CHARACTERISTICS WITH 10% SOLAR IRRADIATION RATIO

TYPE	JAM54D41-420/MB	JAM54D41-425/MB	JAM54D41-430/MB	JAM54D41-435/MB	JAM54D41-440/MB	JAM54D41-445/MB
Rated Max Power(Pmax) [W]	454	459	464	470	475	481
Open Circuit Voltage(Voc) [V]	38.28	38.56	38.84	39.11	39.38	39.65
Max Power Voltage(Vmp) [V]	32.38	32.64	32.88	33.13	33.37	33.64
Short Circuit Current(Isc) [A]	14.74	14.80	14.85	14.90	14.96	15.01
Max Power Current(Imp) [A]	14.01	14.06	14.12	14.18	14.24	14.29
Irradiation Ratio (rear/front)	10%					

CHARACTERISTICS



OPERATING CONDITIONS

Maximum System Voltage	1500V DC
Operating Temperature	-40°C~+85°C
Maximum Series Fuse Rating	30A
Maximum Static Load, Front	5400Pa(112 lb/ft ²)
Maximum Static Load, Back	2400Pa(50 lb/ft ²)
NOCT	45±2°C
Bifaciality	80%±10%
Safety Class	Class II
Fire Performance	UL Type 38/Class C

JA SOLAR

Headquarters No. 8 Building, Nuode Center, No.1 Courtyard, East Auto Museum Road, Fengtai District, Beijing
Tel: +86 10 6361 1888 Fax: +86 10 6361 1999
E-mail: sales@jasolar.com marketing@jasolar.com www.jasolar.com

Specifications subject to technical changes and tests. JA Solar reserves the right of final interpretation.

Version No.: Global-EN-20241105A



LEE'S ELECTRIC

LEE'S ELECTRIC

2861 INDIAN PIPES TRAIL,
FROSTPROOF, FL 33843

REVISIONS

DESCRIPTION	DATE	REV

DATE: 01/28/2026

PROJECT NAME

BRYAN COOMBS

3721 SE 4TH ST.,
OCALA, FL 34471

SHEET NAME
MODULE
DATA SHEET

SHEET SIZE
ANSI B
11" X 17"

SHEET NUMBER
DS-01

Signature with Seal

Certificate Of Completion

Envelope Id: 97020A68-1C69-876C-833D-F1D68E5370C5
 Subject: FOR SIGNATURES - Net Metering Agreement - Bryan Coombs - ELE/260718
 Source Envelope:
 Document Pages: 27
 Certificate Pages: 5
 AutoNav: Enabled
 Envelopeld Stamping: Enabled
 Time Zone: (UTC-05:00) Eastern Time (US & Canada)

Status: Completed
 Envelope Originator:
 Amber Bartleson
 110 SE Watula Avenue
 City Hall, Third Floor
 Ocala, FL 34471
 abartleson@ocalafl.gov
 IP Address: 216.255.240.104


Record Tracking

Status: Original
 4/29/2026 12:41:10 PM
 Security Appliance Status: Connected
 Holder: Amber Bartleson
 abartleson@ocalafl.gov
 Pool: StateLocal
 Location: DocuSign

Signer Events

William E. Sexton, Esq.
 wsexton@ocalafl.gov
 City Attorney
 Security Level: Email, Account Authentication
 (None)

Signature

Signed by:

 4A55A88A8ED04F3...
 Signature Adoption: Pre-selected Style
 Using IP Address: 216.255.240.104

Timestamp

Sent: 4/29/2026 12:42:59 PM
 Viewed: 4/30/2026 4:18:07 PM
 Signed: 4/30/2026 4:20:21 PM

Electronic Record and Signature Disclosure:
 Accepted: 9/15/2023 9:02:35 AM
 ID: 313dc6f2-e1d0-44c3-8305-6c087d6cdf0b

Janice Mitchell
 jmitchell@Ocalafl.org
 CFO
 City of Ocala
 Security Level: Email, Account Authentication
 (None)


Signed by:

 55198B43858A4E1...
 Signature Adoption: Pre-selected Style
 Using IP Address: 38.34.227.194
 Signed using mobile

Sent: 4/30/2026 4:20:23 PM
 Viewed: 4/30/2026 8:43:31 PM
 Signed: 4/30/2026 8:44:22 PM

Electronic Record and Signature Disclosure:
 Accepted: 4/30/2026 8:43:31 PM
 ID: 2a2c20c9-c3e5-48e0-868a-6c036bf7ce43

Chris Gowder
 chris.gowder@fmpa.com
 Chief Sys Ops & Tech Officer
 Security Level: Email, Account Authentication
 (None)

DocuSigned by:

 087F58EBB34B474...
 Signature Adoption: Uploaded Signature Image
 Using IP Address:
 2601:880:81:35e0:823:cd60:1cc2:5fe0
 Signed using mobile

Sent: 4/30/2026 8:44:24 PM
 Viewed: 4/30/2026 9:18:52 PM
 Signed: 4/30/2026 9:19:03 PM

Electronic Record and Signature Disclosure:
 Accepted: 4/30/2026 9:18:52 PM
 ID: a7c497e7-5ef9-4545-8b91-77bfc416d51e

In Person Signer Events	Signature	Timestamp
Editor Delivery Events	Status	Timestamp
Agent Delivery Events	Status	Timestamp
Intermediary Delivery Events	Status	Timestamp

Certified Delivery Events	Status	Timestamp
----------------------------------	---------------	------------------

Carbon Copy Events	Status	Timestamp
---------------------------	---------------	------------------

Witness Events	Signature	Timestamp
-----------------------	------------------	------------------

Notary Events	Signature	Timestamp
----------------------	------------------	------------------

Envelope Summary Events	Status	Timestamps
--------------------------------	---------------	-------------------

Envelope Sent	Hashed/Encrypted	4/29/2026 12:43:00 PM
Certified Delivered	Security Checked	4/30/2026 9:18:52 PM
Signing Complete	Security Checked	4/30/2026 9:19:03 PM
Completed	Security Checked	4/30/2026 9:19:03 PM

Payment Events	Status	Timestamps
-----------------------	---------------	-------------------

Electronic Record and Signature Disclosure

ELECTRONIC RECORD AND SIGNATURE DISCLOSURE

From time to time, City of Ocala - Procurement & Contracting (we, us or Company) may be required by law to provide to you certain written notices or disclosures. Described below are the terms and conditions for providing to you such notices and disclosures electronically through the DocuSign system. Please read the information below carefully and thoroughly, and if you can access this information electronically to your satisfaction and agree to this Electronic Record and Signature Disclosure (ERSD), please confirm your agreement by selecting the check-box next to 'I agree to use electronic records and signatures' before clicking 'CONTINUE' within the DocuSign system.

Getting paper copies

At any time, you may request from us a paper copy of any record provided or made available electronically to you by us. You will have the ability to download and print documents we send to you through the DocuSign system during and immediately after the signing session and, if you elect to create a DocuSign account, you may access the documents for a limited period of time (usually 30 days) after such documents are first sent to you. After such time, if you wish for us to send you paper copies of any such documents from our office to you, you will be charged a \$0.00 per-page fee. You may request delivery of such paper copies from us by following the procedure described below.

Withdrawing your consent

If you decide to receive notices and disclosures from us electronically, you may at any time change your mind and tell us that thereafter you want to receive required notices and disclosures only in paper format. How you must inform us of your decision to receive future notices and disclosure in paper format and withdraw your consent to receive notices and disclosures electronically is described below.

Consequences of changing your mind

If you elect to receive required notices and disclosures only in paper format, it will slow the speed at which we can complete certain steps in transactions with you and delivering services to you because we will need first to send the required notices or disclosures to you in paper format, and then wait until we receive back from you your acknowledgment of your receipt of such paper notices or disclosures. Further, you will no longer be able to use the DocuSign system to receive required notices and consents electronically from us or to sign electronically documents from us.

All notices and disclosures will be sent to you electronically

Unless you tell us otherwise in accordance with the procedures described herein, we will provide electronically to you through the DocuSign system all required notices, disclosures, authorizations, acknowledgements, and other documents that are required to be provided or made available to you during the course of our relationship with you. To reduce the chance of you inadvertently not receiving any notice or disclosure, we prefer to provide all of the required notices and disclosures to you by the same method and to the same address that you have given us. Thus, you can receive all the disclosures and notices electronically or in paper format through the paper mail delivery system. If you do not agree with this process, please let us know as described below. Please also see the paragraph immediately above that describes the consequences of your electing not to receive delivery of the notices and disclosures electronically from us.

How to contact City of Ocala - Procurement & Contracting:

You may contact us to let us know of your changes as to how we may contact you electronically, to request paper copies of certain information from us, and to withdraw your prior consent to receive notices and disclosures electronically as follows:

To contact us by email send messages to: contracts@ocalafl.org

To advise City of Ocala - Procurement & Contracting of your new email address

To let us know of a change in your email address where we should send notices and disclosures electronically to you, you must send an email message to us at contracts@ocalafl.org and in the body of such request you must state: your previous email address, your new email address. We do not require any other information from you to change your email address.

If you created a DocuSign account, you may update it with your new email address through your account preferences.

To request paper copies from City of Ocala - Procurement & Contracting

To request delivery from us of paper copies of the notices and disclosures previously provided by us to you electronically, you must send us an email to contracts@ocalafl.org and in the body of such request you must state your email address, full name, mailing address, and telephone number. We will bill you for any fees at that time, if any.

To withdraw your consent with City of Ocala - Procurement & Contracting

To inform us that you no longer wish to receive future notices and disclosures in electronic format you may:

- i. decline to sign a document from within your signing session, and on the subsequent page, select the check-box indicating you wish to withdraw your consent, or you may;
- ii. send us an email to contracts@ocalafl.org and in the body of such request you must state your email, full name, mailing address, and telephone number. We do not need any other information from you to withdraw consent.. The consequences of your withdrawing consent for online documents will be that transactions may take a longer time to process..

Required hardware and software

The minimum system requirements for using the DocuSign system may change over time. The current system requirements are found here: <https://support.docusign.com/guides/signer-guide-signing-system-requirements>.

Acknowledging your access and consent to receive and sign documents electronically

To confirm to us that you can access this information electronically, which will be similar to other electronic notices and disclosures that we will provide to you, please confirm that you have read this ERSD, and (i) that you are able to print on paper or electronically save this ERSD for your future reference and access; or (ii) that you are able to email this ERSD to an email address where you will be able to print on paper or save it for your future reference and access. Further, if you consent to receiving notices and disclosures exclusively in electronic format as described herein, then select the check-box next to ‘I agree to use electronic records and signatures’ before clicking ‘CONTINUE’ within the DocuSign system.

By selecting the check-box next to ‘I agree to use electronic records and signatures’, you confirm that:

- You can access and read this Electronic Record and Signature Disclosure; and
- You can print on paper this Electronic Record and Signature Disclosure, or save or send this Electronic Record and Disclosure to a location where you can print it, for future reference and access; and
- Until or unless you notify City of Ocala - Procurement & Contracting as described above, you consent to receive exclusively through electronic means all notices, disclosures, authorizations, acknowledgements, and other documents that are required to be provided or made available to you by City of Ocala - Procurement & Contracting during the course of your relationship with City of Ocala - Procurement & Contracting.