



Contract Holder
GS-03F-113DA

Multiple Award Schedule (MAS)

SIN	Category
325612	Disinfectants, Sterilants, and Deodorizers
325998W	Water Treatment Solutions
333112	Lawn and Garden Equipment, Machinery, Implements, Tools, Products
333120	Street Repair and Cleaning Equipment
333318F	Floor Care Cleaning and Equipment
333912	Air Compressors and Pressure Cleaners
333914	Fuel Management Systems
333921	Vehicle Material Handling Equipment
333922	Warehouse Equipment Supplies
333923	Vehicular Cranes and Attachments
333923S	Scaffolding, Work, and Service Platforms
333924	Utility Trucks and Tractors
333997	Scales and Balances
335999	Power Distribution Equipment and Solar Energy Solutions
33611	Low Speed Vehicles, Gas or Electric
3361V	Vocational Vehicles
336211	Tank Trucks
336212	Trailers and Attachments
336991	Wheel and Track Vehicles
336992	Non-Tactical Armored Vehicles
339950	Signs
339999S	Safety Zone Products
532310	Rentals
ANCILLARY	Ancillary Supplies and Services
OLM	Order-Level Materials (OLM)

For more information on ordering from
Federal Supply Schedules, click on the "FSS
Schedules" button at <http://fss.gsa.gov>

12918 N. Nebraska Ave. Tampa, FL 33612

Phone: 813-631-0000

Fax: 813-631-0008

www.federalcontractscorp.com



Contract Holder
GS-03F-113DA

Multiple Award Schedule (MAS)

Email: sales@federalcontractscorp.com

Website: www.federalcontractscorp.com

UEI: TK67EL9NPMD9

CAGE:3VCK4

Contract Period: 06/10/16 - 06/12/26

Business Size:

HUBZone Small Business

Service-Disabled Veteran-Owned Small Business





Contract Holder
GS-03F-113DA

Multiple Award Schedule (MAS)

Federal Contracts Corp (FCC), established in 2003 and headquartered in Tampa, FL, has nationwide capabilities in the heavy equipment industry. Today, FCC has over 1,000 partner locations in all 50 states and the District of Columbia. FCC is committed to offering our federal government customers the best service possible. In order to ensure this high level of service, our contract managers are dedicated exclusively to your needs.

FCC's Government Team can be reached at **813-631-0000**.

Customer Information

GSA Schedule: GS-03F-113DA

- I. A. Awarded SINs: 325612, 325998W, 333112, 333120, 333318F, 333912, 333914, 333921, 333922, 333923, 333923S, 333924, 333997, 335999, 33611, 3361V, 336211, 336212, 336991, 336992, 339950, 339999S, 532310, ANCILLARY, and OLM
- B. On next page.



Contract Holder
GS-03F-113DA

Multiple Award Schedule (MAS)

Customer Information GSA Schedule: GS-03F-113DA

B. Lowest Priced Model/SIN:

SIN	Model	Price
325612	Hydroxyl Maximizer	\$224.43
336991	Light Bar Wire Harness Roof Grommet	\$1.78
339950	Removable Pintle Hitch	\$180.91
339999S	Eight Foot Gate	\$100.50
336212	Galvanized, Black Felling Decal	\$0.98
33611	Standard 13 in. Steel Wheels with Poly Hub Cap	\$31.92
3361V	Bulb, Tail Light	\$0.48
333924	Steering Stop	\$8.56
333923	Clamshell Closing Line, 1 inch Diameter	\$7.68
333120	US English Language and Decal	\$31.03
333112	Deck Mount, Insert Torsion Action	\$1.99
532310	Wire Feeder Pack	\$5.50
325998W	Control Box, Float, Pump NO 20 ft., 120/240V-13A	\$91.26
335999	Heating Elements, Wiring for Canopy Space Heater	\$25.71
333922	Fuse, 3.15 Amp, Grayhill	\$3.43
333923S	USB Charger and Phone Holster	\$77.12
333914	Pintle Hitch	\$58.10
336211	1585 Gallon Water Truck on 6x6 Chassis	\$216,247.66
333318F	Muff Fresh Water	\$8.41
336992	Platform Step	\$2,593.45
333912	XAS 10 KD8 Small Range Compressor, 110 CFM Flow, Kubota D902 25HP T4F Engine	\$21,404.95
333921	FSI Shims, 0.063" Thickness	\$26.93
333997	Fuse, 3.15 Amp, Grayhill	\$3.43



Contract Holder
GS-03F-113DA

Multiple Award Schedule (MAS)

Customer Information

GSA Schedule: GS-03F-113DA

2. Maximum Order Threshold by SIN:

325612	\$250,000
325998V	\$300,000
333112	\$250,000
333120	\$250,000
333318F	\$250,000
333912	\$250,000
333914	\$250,000
333922	\$250,000
333923	\$250,000
333923S	\$300,000
333924	\$2,000,000
335999	\$250,000
33611	\$250,000
3361V	\$2,000,000
336211	\$5,000,000
336212	\$1,000,000
336991	\$250,000
336992	\$850,000
339950	\$250,000
339999S	\$250,000
532310	\$250,000
333921	\$250,000
333997	\$400,000



Contract Holder
GS-03F-113DA

Multiple Award Schedule (MAS)

Customer Information

GSA Schedule: GS-03F-113DA

3. Minimum Order: \$100
4. Geographic Coverage (Delivery Area): USA (All 50 States), DC, and Territories
5. Points of Production: US, Great Britain, Italy, Germany, S. Korea, Canada, Belgium, Poland, Sweden, Austria, Japan, France, Mexico, and Canada
6. Discount from List Price: Prices are net— discounts already applied
7. Quantity discount: None
8. Prompt payment terms: Net 30
9. Foreign Items: See Catalog
10.
 - A. Time of Delivery: 60-360 Days ARO
 - B. Expedited Delivery: Contact FCC
 - C. Overnight and Two-Day Delivery: Contact FCC
 - D. Urgent Requirements: Contact FCC
11. FOB Point: Origin
12.
 - A. Ordering Address: 12918 N. Nebraska Ave, Tampa, FL 33612
 - B. Ordering Procedures: See (FAR) 8.405-3
13. Payment Address: 12918 N. Nebraska Ave, Tampa, FL 33612
14. Warranty Provision: See separate manufacturer warranty statements.
15. Export Packing Charges: N/A
16. Terms and Conditions of rental, maintenance and repair: N/A



Contract Holder
GS-03F-113DA

Multiple Award Schedule (MAS)

Customer Information GSA Schedule: GS-03F-113DA

- 17. Terms and Conditions of Installation: N/A
- 18. A. Terms and Conditions for Repair Parts: N/A
 B. Terms and Conditions for Other Services: N/A
- 19. List of Service and Distribution Points: Contact FCC
- 20. List of Participating Dealers: N/A
- 21. Preventative Maintenance: N/A
- 22. A. Environmental Attributes: N/A
 B. Section 508 Compliance: N/A
- 23. UEI: TK67EL9NPMD9
- 24. Contractor has an Active Registration in the SAM Database.
 Cage Code: 3VCK4

We've updated our product page design! You can switch back to the previous version by clicking [classic design](#). We welcome your [feedback](#).



COMPACT CRAWLER BOOM SERIES, X600AJ

JLG Compact Crawler
Boom Lift, Electric, 120Ah
64V Lithium Ion, Platform
Height 59_ft 3_in / 18.05_
m, Horizontal Outreach
30_ft / 9.1_m, Max.
Platform Capacity 500_lb
/ 227_kg, PLATFORM
SECTION: 110V AC
Receptacle in Platform,
58 x 30_in Removable
Aluminum Platform, Dual
Side Entry, Air/Water Line
to Platform, Electronic
Controls with One-Touch
Outrigger Deployment,
Load Sensing System,
Proportional Controls,
Removable Controller,
SkyGuard SkyLine BOOM:
5_ft Articulating Jib
TURNTABLE & CHASSIS:
360 Degree Non-
Continuous Swing, AC
Motor for Indoor
Operation, Emergency
Lowering Pump, Flashing
Amber Beacon, Fork Lift
Pockets, Telematics,
Ready Harness, Lifting
Eyes, Powered Track

\$188,552.22 EA

Shipping not included

Quantity:

Sold and Shipped by

FEDERAL CONTRACTS LLC 

Contract minimum order: \$100.00

Contract Number

GS-03F-113DA (Ends: Jun 12, 2026)

Socio

FOB/Shipping

- Shipping not included - CONUS, AK, PR, HI




Delivery

180 days delivered ARO

REPORT AN ISSUE

[Report incorrect product information \(Login Required\)](#)

Widening, Tie Down Lugs
TRACKS: Non_Marking
Tracks MISCELLANEOUS:
Synthetic Biodegradable
Hydraulic Oil [less](#)

<hr/>	
Manufacturer	X600AJ
Part Number	
<hr/>	
Manufacturer	JLG
<hr/>	
Country of Origin	UNITED STATES
<hr/>	
Warranty	1 YR
<hr/>	
Schedule/SIN	MAS/333923S
<hr/>	
Contractor	X600AJ
Part Number	
<hr/>	
	Country of Origin - US
	Disaster Purchasing items
	Cooperative Purchasing items



Rentals						
SIN	Manufacturer Name	Manufacturer Part #	Product Description	Daily GSA Price (Incl IFF)	Weekly GSA Price (Incl IFF)	Monthly GSA Price (Incl IFF)
532310	AGRICULTURE TRACTORS	500 HP BELTED TRACTOR	500 HP BELTED TRACTOR	\$5,724.94	\$12,022.38	\$25,246.99
532310	AGRICULTURE TRACTORS	TS180 SCRAPER	TS180 SCRAPER	\$1,635.69	\$3,434.96	\$7,213.42
532310	AG ATTACHMENTS	72" BOX BLADE	72" BOX BLADE	\$109.05	\$228.99	\$480.90
532310	AG ATTACHMENTS	24" DISC	24" DISC	\$599.75	\$1,259.49	\$2,644.93
532310	AG ATTACHMENTS	AH200 DISC	AH200 DISC	\$817.84	\$1,717.47	\$3,606.71
532310	AG ATTACHMENTS	AH240 DISC	AH240 DISC	\$899.63	\$1,889.23	\$3,967.38
532310	AIR COMPRESSORS	90CFM 125PSI DIESEL AIR COMPRESSOR	90CFM 125PSI DIESEL AIR COMPRESSOR	\$106.19	\$325.54	\$838.31
532310	AIR COMPRESSORS	185CFM 125PSI DIESEL AIR COMPRESSOR	185CFM 125PSI DIESEL AIR COMPRESSOR	\$106.19	\$325.54	\$838.31
532310	AIR COMPRESSORS	200-250CFM DIESEL AIR COMPRESSOR	200-250CFM DIESEL AIR COMPRESSOR	\$142.51	\$515.55	\$1,358.07
532310	AIR COMPRESSORS	375CFM 125PSI DIESEL AIR COMPRESSOR	375CFM 125PSI DIESEL AIR COMPRESSOR	\$234.72	\$651.08	\$1,753.47
532310	AIR COMPRESSORS	375CFM 150PSI DIESEL AIR COMPRESSOR	375CFM 150PSI DIESEL AIR COMPRESSOR	\$234.72	\$651.08	\$1,753.47
532310	AIR COMPRESSORS	600CFM 100PSI DIESEL AIR COMPRESSOR	600CFM 100PSI DIESEL AIR COMPRESSOR	\$346.50	\$901.18	\$2,626.72
532310	AIR COMPRESSORS	750CFM 125PSI DIESEL AIR COMPRESSOR	750CFM 125PSI DIESEL AIR COMPRESSOR	\$462.46	\$1,191.79	\$3,424.52
532310	AIR COMPRESSORS	750CFM 150PSI DIESEL AIR COMPRESSOR	750CFM 150PSI DIESEL AIR COMPRESSOR	\$462.46	\$1,191.79	\$3,424.52
532310	AIR COMPRESSORS	5 CFM AIR COMPRESSOR ELECTRIC	5 CFM AIR COMPRESSOR ELECTRIC	\$37.72	\$99.19	\$273.84
532310	AIR COMPRESSORS	5 CFM AIR COMPRESSOR GAS	5 CFM AIR COMPRESSOR GAS	\$37.72	\$104.78	\$287.82
532310	AIR COMPRESSORS	7 CFM AIR COMPRESSOR ELECTRIC	7 CFM AIR COMPRESSOR ELECTRIC	\$43.30	\$115.96	\$321.35
532310	AIR COMPRESSORS	8 CFM AIR COMPRESSOR GAS	8 CFM AIR COMPRESSOR GAS	\$50.29	\$134.13	\$378.63
532310	AIR COMPRESSORS	14 CFM AIR COMPRESSOR GAS	14 CFM AIR COMPRESSOR GAS	\$61.48	\$159.27	\$447.09
532310	AIR COMPRESSORS	20 CFM AIR COMPRESSOR GAS	20 CFM AIR COMPRESSOR GAS	\$62.87	\$163.47	\$456.88
532310	AIR CONDITIONING	1 TON AIR CONDITIONER SPOT COOLER 110V	1 TON AIR CONDITIONER SPOT COOLER 110V	\$106.19	\$282.23	\$792.21
532310	AIR CONDITIONING	2 TON AIR CONDITIONER SPOT COOLER 230V	2 TON AIR CONDITIONER SPOT COOLER 230V	\$142.51	\$374.44	\$1,054.87
532310	AIR CONDITIONING	3.5 TON AIR CONDITIONER W/HEATER 230V	3.5 TON AIR CONDITIONER W/HEATER 230V	\$187.21	\$494.60	\$1,393.00
532310	AIR CONDITIONING	5 TON AIR CONDITIONER	5 TON AIR CONDITIONER	\$287.82	\$659.48	\$2,146.09
532310	AIR TOOLING	RIVET BUSTER	RIVET BUSTER	\$48.90	\$131.32	\$360.47
532310	AIR TOOLING	15 LB AIR HAMMER	15 LB AIR HAMMER	\$27.94	\$79.63	\$216.55
532310	AIR TOOLING	20 LB AIR HAMMER	20 LB AIR HAMMER	\$27.94	\$76.84	\$215.16
532310	AIR TOOLING	35 LB AIR HAMMER	35 LB AIR HAMMER	\$30.73	\$81.04	\$223.55
532310	AIR TOOLING	65 LB AIR HAMMER	65 LB AIR HAMMER	\$37.72	\$104.78	\$285.02
532310	AIR TOOLING	90 LB AIR HAMMER	90 LB AIR HAMMER	\$37.72	\$106.18	\$287.82
532310	AIR TOOLING	9LB AIR ROCK DRILL	9LB AIR ROCK DRILL	\$50.29	\$139.72	\$384.22
532310	AIR TOOLING	50LB AIR ROCK DRILL	50LB AIR ROCK DRILL	\$53.09	\$152.28	\$417.75
532310	AIR TOOLING	35LB AIR ROCK DRILL	35LB AIR ROCK DRILL	\$51.70	\$143.90	\$394.01
532310	AIR TOOLING	SAWSALL AIR	SAWSALL AIR	\$41.91	\$114.56	\$318.56
532310	AIR TOOLING	1/2" AIR DRILL	1/2" AIR DRILL	\$20.95	\$55.88	\$156.48
532310	AIR TOOLING	1/2" IMPACT	1/2" IMPACT	\$30.73	\$82.42	\$227.74
532310	AIR TOOLING	3/4" IMPACT	3/4" IMPACT	\$43.30	\$118.75	\$329.73
532310	AIR TOOLING	1-1/2" AIR IMPACT	1-1/2" AIR IMPACT	\$86.62	\$230.53	\$641.31
532310	AIR TOOLING	1" IMPACT	1" IMPACT	\$55.88	\$152.28	\$427.54
532310	AIR TOOLING	AIR DIE GRINDER	AIR DIE GRINDER	\$27.94	\$75.44	\$210.97
532310	AIR TOOLING	AIR FENCE POST DRIVER	AIR FENCE POST DRIVER	\$58.68	\$155.08	\$430.34
532310	AIR TOOLING	2" BORING TOOL	2" BORING TOOL	\$229.14	\$614.76	\$1,712.96
532310	AIR TOOLING	2.5" BORING TOOL	2.5" BORING TOOL	\$254.29	\$674.84	\$1,884.82
532310	AIR TOOLING	3" BORING TOOL	3" BORING TOOL	\$292.01	\$785.21	\$2,183.81
532310	AIR TOOLING	4" BORING TOOL	4" BORING TOOL	\$435.92	\$1,172.23	\$3,181.41
532310	AIR TOOLING	5" BORING TOOL	5" BORING TOOL	\$502.99	\$1,345.49	\$3,758.45
532310	AIR TOOLING	HYD ROCK SPLITTER	HYD ROCK SPLITTER	\$289.21	\$769.84	\$2,150.28
532310	AIR TOOLING	3 HEAD AIR SCABBLER	3 HEAD AIR SCABBLER	\$142.51	\$384.22	\$1,071.65
532310	AIR TOOLING	5 HEAD AIR SCABBLER	5 HEAD AIR SCABBLER	\$234.72	\$634.33	\$1,752.08
532310	AIR TOOLING	FRAMING NAILER	FRAMING NAILER	\$27.94	\$79.63	\$220.76
532310	AIR TOOLING	AIR POWERED FLOOR NAILER	AIR POWERED FLOOR NAILER	\$27.94	\$79.63	\$222.15
532310	AIR TOOLING	5" AIR WHEEL GRINDER	5" AIR WHEEL GRINDER	\$27.94	\$76.84	\$213.77
532310	AIR TOOLING	7" AIR WHEEL GRINDER	7" AIR WHEEL GRINDER	\$27.94	\$75.44	\$212.36
532310	AIR TOOLING	9" AIR WHEEL GRINDER	9" AIR WHEEL GRINDER	\$47.51	\$127.13	\$354.88
532310	ALL TERRAIN VEHICLES	ALL TERRAIN VEHICLE 2WD ATV	ALL TERRAIN VEHICLE 2WD ATV	\$83.83	\$234.72	\$634.33
532310	ALL TERRAIN VEHICLES	ALL TERRAIN VEHICLE 4WD ATV	ALL TERRAIN VEHICLE 4WD ATV	\$104.78	\$289.21	\$790.81
532310	ALL TERRAIN VEHICLES	ALL TERRAIN VEHICLE 6X4 ATV	ALL TERRAIN VEHICLE 6X4 ATV	\$120.16	\$321.34	\$899.79
532310	ALL TERRAIN VEHICLES	3 WHEEL ELECTRIC CART	3 WHEEL ELECTRIC CART	\$71.25	\$191.41	\$540.71
532310	ALL TERRAIN VEHICLES	4 WHEEL ELECTRIC CART	4 WHEEL ELECTRIC CART	\$82.43	\$222.14	\$620.35
532310	ALL TERRAIN VEHICLES	4 WHEEL GAS CART	4 WHEEL GAS CART	\$96.40	\$257.08	\$720.95
532310	ARTICULATED DUMP TRUCKS	912HM, 4X4, 41,100 lbs	912HM, 4X4, 41,100 lbs	\$931.73	\$2,705.03	\$7,814.54
532310	ARTICULATED DUMP TRUCKS	725, 6X6, 49,100 lbs	725, 6X6, 49,100 lbs	\$1,923.58	\$4,808.95	\$12,383.05
532310	ARTICULATED DUMP TRUCKS	730, 6X6, 50,400 lbs	730, 6X6, 50,400 lbs	\$2,043.80	\$4,929.17	\$13,224.61
532310	ARTICULATED DUMP TRUCKS	735, 6X6, 71,600 lbs	735, 6X6, 71,600 lbs	\$2,284.25	\$6,131.41	\$17,071.78
532310	ARTICULATED DUMP TRUCKS	740, 6X6, 75,900 lbs	740, 6X6, 75,900 lbs	\$3,005.59	\$7,213.42	\$19,836.92
532310	BACKHOES	2WD TERRAMITE BACKHOE LOADER	2WD TERRAMITE BACKHOE LOADER	\$249.98	\$670.65	\$1,870.84
532310	BACKHOES	4WD TERRAMITE BACKHOE LOADER	4WD TERRAMITE BACKHOE LOADER	\$249.98	\$670.65	\$1,870.84
532310	BACKHOES	2WD STANDARD BACKHOE LOADER CANOPY	2WD STANDARD BACKHOE LOADER CANOPY	\$297.40	\$799.18	\$2,024.52
532310	BACKHOES	4WD STANDARD BACKHOE LOADER CANOPY	4WD STANDARD BACKHOE LOADER CANOPY	\$297.40	\$799.18	\$2,024.52
532310	BACKHOES	4WD EXTENDAHOE BACKHOE LOADER CANOPY	4WD EXTENDAHOE BACKHOE LOADER CANOPY	\$318.95	\$841.10	\$2,155.87
532310	BACKHOES	4WD STANDARD BACKHOE LOADER CAB	4WD STANDARD BACKHOE LOADER CAB	\$297.40	\$799.18	\$2,024.52
532310	BACKHOES	4WD EXTENDAHOE BACKHOE LOADER CAB	4WD EXTENDAHOE BACKHOE LOADER CAB	\$318.95	\$841.10	\$2,155.87
532310	BACKHOES	4WD BACKHOE w/HYDRAULIC HAMMER 1,000 LB	4WD BACKHOE w/HYDRAULIC HAMMER 1,000 LB	\$865.38	\$2,344.36	\$6,371.85
532310	BACKHOES	89 Hp 4WD/MULTI-PUTPOSE BUCKET	89 Hp 4WD/MULTI-PUTPOSE BUCKET	\$339.97	\$871.61	\$2,103.91
532310	BACKHOES	89 Hp WITH 1,000 LB HYDRAULIC HAMMER	89 Hp WITH 1,000 LB HYDRAULIC HAMMER	\$865.38	\$2,344.36	\$6,371.85
532310	BACKHOES	89 Hp BACKHOE TOOL CARRIER	89 Hp BACKHOE TOOL CARRIER	\$401.78	\$1,051.95	\$2,614.86
532310	BACKHOES	97 Hp BACKHOE TOOL CARRIER	97 Hp BACKHOE TOOL CARRIER	\$574.85	\$1,562.90	\$4,147.72
532310	BUCKET TRUCKS	ARTICULATED TELESCOPIC 43' WORKING	ARTICULATED TELESCOPIC 43' WORKING	\$899.63	\$1,889.23	\$3,967.38
532310	BUCKET TRUCKS	ARTICULATED TELESCOPIC 50' WORKING	ARTICULATED TELESCOPIC 50' WORKING	\$1,063.20	\$2,232.73	\$4,688.73
532310	BUCKET TRUCKS	ARTICULATED TELESCOPIC 105' WORKING	ARTICULATED TELESCOPIC 105' WORKING	\$3,816.62	\$8,014.91	\$16,831.32
532310	CHIPPERS & STUMP GRINDERS	6" CHIPPER	6" CHIPPER	\$188.21	\$520.09	\$1,423.80
532310	CHIPPERS & STUMP GRINDERS	9" CHIPPER	9" CHIPPER	\$333.32	\$932.43	\$2,564.57
532310	CHIPPERS & STUMP GRINDERS	12" CHIPPER	12" CHIPPER	\$429.58	\$1,185.30	\$3,287.25
532310	CHIPPERS & STUMP GRINDERS	18" CHIPPER	18" CHIPPER	\$484.17	\$1,491.32	\$4,383.49
532310	CHIPPERS & STUMP GRINDERS	W/B STUMP GRINDER	W/B STUMP GRINDER	\$155.16	\$451.12	\$1,251.40
532310	CHIPPERS & STUMP GRINDERS	STUMP GRINDER MEDIUM	STUMP GRINDER MEDIUM	\$278.72	\$764.33	\$2,110.57
532310	CHIPPERS & STUMP GRINDERS	STUMP GRINDER LARGE	STUMP GRINDER LARGE	\$377.85	\$1,030.13	\$2,860.54
532310	COMPACT EQUIPMENT ATTACHMENTS	Hammer (H63/H65 - 750 lb)	Hammer (H63/H65 - 750 lb)	\$138.26	\$402.74	\$1,160.15
532310	COMPACT EQUIPMENT ATTACHMENTS	Landscape Rake (LR15)	Landscape Rake (LR15)	\$138.26	\$402.74	\$1,160.15

Rentals (continued)...						
SIN	Manufacturer Name	Manufacturer Part #	Product Description	Daily GSA Price (Incl IFF)	Weekly GSA Price (Incl IFF)	Monthly GSA Price (Incl IFF)
532310	COMPACT EQUIPMENT ATTACHMENTS	Auger (A13, A19)	Auger (A13, A19)	\$84.15	\$240.44	\$697.29
532310	COMPACT EQUIPMENT ATTACHMENTS	Pickup Sweeper (BP15)	Pickup Sweeper (BP15)	\$138.26	\$402.74	\$1,160.15
532310	COMPACT EQUIPMENT ATTACHMENTS	Hydraulic Tiller (LT13, LT18)	Hydraulic Tiller (LT13, LT18)	\$108.20	\$318.58	\$925.71
532310	COMPACT EQUIPMENT ATTACHMENTS	Hydraulic Trencher (T9)	Hydraulic Trencher (T9)	\$108.20	\$318.58	\$925.71
532310	COMPACT EQUIPMENT ATTACHMENTS	Multi-purpose Bucket (MP)	Multi-purpose Bucket (MP)	\$66.12	\$198.36	\$577.07
532310	COMPACT EQUIPMENT ATTACHMENTS	Root Grapple (RG)	Root Grapple (RG)	\$66.12	\$198.36	\$577.07
532310	COMPACT EQUIPMENT ATTACHMENTS	General Purpose Bucket (GP)	General Purpose Bucket (GP)	\$36.06	\$102.18	\$288.53
532310	COMPACT EQUIPMENT ATTACHMENTS	Light Material Bucket (LM)	Light Material Bucket (LM)	\$48.08	\$132.24	\$384.72
532310	COMPACT EQUIPMENT ATTACHMENTS	Pallet Forks	Pallet Forks	\$36.06	\$102.18	\$288.53
532310	COMPACT EQUIPMENT ATTACHMENTS	Industrial Grapple (IG)	Industrial Grapple (IG)	\$84.15	\$240.44	\$697.29
532310	COMPACT EQUIPMENT ATTACHMENTS	Cold Planer (PC204)	Cold Planer (PC204)	\$228.42	\$667.23	\$1,929.58
532310	COMPACT EQUIPMENT ATTACHMENTS	STUMP GRINDER	STUMP GRINDER	\$180.33	\$541.00	\$1,803.35
532310	COMPACT EQUIPMENT ATTACHMENTS	MANUAL ANGLE BROOM	MANUAL ANGLE BROOM	\$180.33	\$480.89	\$1,382.57
532310	COMPACT EQUIPMENT ATTACHMENTS	MULCHER	MULCHER	\$841.56	\$1,803.35	\$4,087.60
532310	COMPACT EQUIPMENT ATTACHMENTS	BRUSH CUTTER	BRUSH CUTTER	\$240.44	\$601.12	\$1,803.35
532310	COMPACTORS	815F SOIL	815F SOIL	\$2,019.75	\$4,700.75	\$13,585.29
532310	COMPACTORS	826H TRASH	826H TRASH	\$7,088.02	\$14,884.85	\$31,258.19
532310	COMPACTION ROLLERS	TRENCH ROLLER W/ REMOTE	TRENCH ROLLER W/ REMOTE	\$298.84	\$847.66	\$2,379.23
532310	COMPACTION ROLLERS	36" DOUBLE DRUM RIDE-ON ROLLER	36" DOUBLE DRUM RIDE-ON ROLLER	\$155.16	\$448.25	\$1,218.35
532310	COMPACTION ROLLERS	39" DOUBLE DRUM RIDE-ON ROLLER DIESEL	39" DOUBLE DRUM RIDE-ON ROLLER DIESEL	\$238.50	\$672.39	\$1,851.95
532310	COMPACTION ROLLERS	47" DOUBLE DRUM RIDE-ON ROLLER DIESEL	47" DOUBLE DRUM RIDE-ON ROLLER DIESEL	\$271.55	\$751.40	\$2,107.69
532310	COMPACTION ROLLERS	52" DOUBLE DRUM RIDE-ON ROLLER DIESEL	52" DOUBLE DRUM RIDE-ON ROLLER DIESEL	\$295.97	\$807.44	\$2,258.55
532310	COMPACTION ROLLERS	60" DOUBLE DRUM RIDE-ON ROLLER DIESEL	60" DOUBLE DRUM RIDE-ON ROLLER DIESEL	\$423.84	\$1,719.77	\$5,019.96
532310	COMPACTION ROLLERS	66" DOUBLE DRUM RIDE-ON ROLLER DIESEL	66" DOUBLE DRUM RIDE-ON ROLLER DIESEL	\$310.34	\$814.63	\$2,359.12
532310	COMPACTION ROLLERS	40" SMOOTH DRUM RIDE-ON ROLLER DIESEL	40" SMOOTH DRUM RIDE-ON ROLLER DIESEL	\$238.50	\$672.39	\$1,851.95
532310	COMPACTION ROLLERS	48" SMOOTH DRUM RIDE-ON ROLLER DIESEL	48" SMOOTH DRUM RIDE-ON ROLLER DIESEL	\$294.53	\$821.80	\$2,307.40
532310	COMPACTION ROLLERS	48" PADFOOT RIDE-ON ROLLER DIESEL	48" PADFOOT RIDE-ON ROLLER DIESEL	\$300.28	\$870.66	\$2,469.75
532310	COMPACTION ROLLERS	54" SMOOTH DRUM RIDE-ON ROLLER DIESEL	54" SMOOTH DRUM RIDE-ON ROLLER DIESEL	\$350.56	\$1,011.46	\$2,571.76
532310	COMPACTION ROLLERS	54" SMOOTH DRUM RIDE-ON ROLLER W/BLADE	54" SMOOTH DRUM RIDE-ON ROLLER W/BLADE	\$397.97	\$1,074.67	\$2,958.24
532310	COMPACTION ROLLERS	54" PADFOOT RIDE-ON ROLLER DIESEL	54" PADFOOT RIDE-ON ROLLER DIESEL	\$379.29	\$1,073.24	\$2,883.53
532310	COMPACTION ROLLERS	66" SMOOTH DRUM RIDE-ON ROLLER DIESEL	66" SMOOTH DRUM RIDE-ON ROLLER DIESEL	\$418.09	\$1,228.40	\$3,090.43
532310	COMPACTION ROLLERS	66" PADFOOT RIDE-ON ROLLER DIESEL	66" PADFOOT RIDE-ON ROLLER DIESEL	\$433.89	\$1,267.19	\$3,360.52
532310	COMPACTION ROLLERS	68" 9-WHEEL RUBBER TIRE ROLLER	68" 9-WHEEL RUBBER TIRE ROLLER	\$389.35	\$1,053.12	\$3,021.46
532310	COMPACTION ROLLERS	84" SMOOTH DRUM RIDE-ON ROLLER DIESEL	84" SMOOTH DRUM RIDE-ON ROLLER DIESEL	\$579.00	\$1,649.37	\$4,386.36
532310	COMPACTION ROLLERS	84" PADFOOT RIDE-ON ROLLER DIESEL	84" PADFOOT RIDE-ON ROLLER DIESEL	\$613.48	\$1,752.82	\$4,739.80
532310	COMPACTION ROLLERS	ROLLER DOUBLE DRUM WALK BEHIND 26" WIDE	ROLLER DOUBLE DRUM WALK BEHIND 26" WIDE	\$117.81	\$334.75	\$931.00
532310	CONCRETE TOOLING	2-4 CU FT ELECTRIC CONCRETE MIXER	2-4 CU FT ELECTRIC CONCRETE MIXER	\$60.07	\$153.68	\$449.89
532310	CONCRETE TOOLING	4 CU FT ELECTRIC MORTAR MIXER	4 CU FT ELECTRIC MORTAR MIXER	\$68.45	\$184.42	\$507.18
532310	CONCRETE TOOLING	6 CU FT ELECTRIC MORTAR MIXER TOWBEHIND	6 CU FT ELECTRIC MORTAR MIXER TOWBEHIND	\$95.00	\$255.68	\$713.96
532310	CONCRETE TOOLING	6 CU FT GAS MORTAR MIXER TOWBEHIND	6 CU FT GAS MORTAR MIXER TOWBEHIND	\$95.00	\$258.47	\$712.56
532310	CONCRETE TOOLING	7 CU FT GAS MORTAR MIXER TOWBEHIND	7 CU FT GAS MORTAR MIXER TOWBEHIND	\$96.40	\$262.67	\$718.16
532310	CONCRETE TOOLING	6 CU FT GAS CONCRETE MIXER TOWBEHIND	6 CU FT GAS CONCRETE MIXER TOWBEHIND	\$92.21	\$238.91	\$690.21
532310	CONCRETE TOOLING	12 CU FT GAS MORTAR MIXER TOWBEHIND	12 CU FT GAS MORTAR MIXER TOWBEHIND	\$120.16	\$325.54	\$894.21
532310	CONCRETE TOOLING	9 CU FT GAS CONCRETE MIXER TOWBEHIND	9 CU FT GAS CONCRETE MIXER TOWBEHIND	\$95.00	\$265.45	\$718.16
532310	CONCRETE TOOLING	PORTABLE ELECTRIC COATINGS MIXER	PORTABLE ELECTRIC COATINGS MIXER	\$36.32	\$101.98	\$285.02
532310	CONCRETE TOOLING	PORTABLE ELECTRIC MINUTEMAN MIXER	PORTABLE ELECTRIC MINUTEMAN MIXER	\$27.94	\$75.44	\$215.16
532310	CONCRETE TOOLING	PORTABLE ELECTRIC WHEELBARROW MIXER	PORTABLE ELECTRIC WHEELBARROW MIXER	\$30.73	\$79.63	\$226.34
532310	CONCRETE TOOLING	PORTABLE GAS WHEELBARROW MIXER	PORTABLE GAS WHEELBARROW MIXER	\$30.73	\$79.63	\$220.76
532310	CONCRETE TOOLING	24" EDGING CONCRETE POWER TROWEL	24" EDGING CONCRETE POWER TROWEL	\$69.85	\$190.02	\$536.52
532310	CONCRETE TOOLING	36" WALK BEHIND CONCRETE POWER TROWEL	36" WALK BEHIND CONCRETE POWER TROWEL	\$71.25	\$198.40	\$546.31
532310	CONCRETE TOOLING	48" WALK BEHIND CONCRETE POWER TROWEL	48" WALK BEHIND CONCRETE POWER TROWEL	\$86.62	\$231.92	\$642.70
532310	CONCRETE TOOLING	48" WALK BEHIND PROPANE POWER TROWEL	48" WALK BEHIND PROPANE POWER TROWEL	\$97.80	\$251.48	\$737.72
532310	CONCRETE TOOLING	48" RIDE-ON CONCRETE POWER TROWEL	48" RIDE-ON CONCRETE POWER TROWEL	\$220.76	\$607.77	\$1,691.99
532310	CONCRETE TOOLING	POWER HAND SCREED	POWER HAND SCREED	\$104.78	\$287.81	\$793.60
532310	CONCRETE TOOLING	RIDE-ON 16-21 CF POWER BUGGY	RIDE-ON 16-21 CF POWER BUGGY	\$106.19	\$297.60	\$807.58
532310	CONCRETE TOOLING	RIDE-ON 31 CU FT POWER BUGGY	RIDE-ON 31 CU FT POWER BUGGY	\$180.23	\$547.70	\$1,581.62
532310	CONCRETE TOOLING	CONCRETE EDGER ELECTRIC	CONCRETE EDGER ELECTRIC	\$72.65	\$201.19	\$543.51
532310	CONCRETE TOOLING	CONCRETE GRINDER SINGLE DISC ELECTRIC	CONCRETE GRINDER SINGLE DISC ELECTRIC	\$72.65	\$208.18	\$557.48
532310	CONCRETE TOOLING	CONCRETE GRINDER SINGLE DISC GAS/PROPANE	CONCRETE GRINDER SINGLE DISC GAS/PROPANE	\$95.00	\$268.26	\$722.35
532310	CONCRETE TOOLING	CONCRETE GRINDER DUAL DISC ELECTRIC	CONCRETE GRINDER DUAL DISC ELECTRIC	\$74.05	\$215.16	\$572.85
532310	CONCRETE TOOLING	CONCRETE GRINDER DUAL DISC GAS	CONCRETE GRINDER DUAL DISC GAS	\$95.00	\$264.06	\$709.77

Rentals (continued)...

SIN	Manufacturer Name	Manufacturer Part #	Product Description	Daily GSA Price (Incl IFF)	Weekly GSA Price (Incl IFF)	Monthly GSA Price (Incl IFF)
532310	CONCRETE TOOLING	DIAMOND GRINDER ELECTRIC	DIAMOND GRINDER ELECTRIC	\$72.65	\$201.19	\$547.70
532310	CONCRETE TOOLING	DIAMOND GRINDER GAS	DIAMOND GRINDER GAS	\$96.40	\$261.26	\$719.56
532310	CONCRETE TOOLING	CONCRETE GRINDER HTC650 ELECTRIC	CONCRETE GRINDER HTC650 ELECTRIC	\$955.68	\$2,802.77	\$7,877.38
532310	CONCRETE TOOLING	GRINDER-VAC 7" HANDHELD	GRINDER-VAC 7" HANDHELD	\$96.40	\$257.08	\$479.23
532310	CONCRETE TOOLING	CONCRETE PLANER 8" ELECTRIC	CONCRETE PLANER 8" ELECTRIC	\$265.46	\$706.96	\$1,970.04
532310	CONCRETE TOOLING	CONCRETE PLANER 8" GAS	CONCRETE PLANER 8" GAS	\$261.27	\$697.19	\$1,935.11
532310	CONCRETE TOOLING	CONCRETE PLANER 10" GAS SELF-PROPELLED	CONCRETE PLANER 10" GAS SELF-PROPELLED	\$375.84	\$1,014.36	\$2,819.54
532310	CONCRETE TOOLING	TRAFFIC LINE REMOVER	TRAFFIC LINE REMOVER	\$359.07	\$961.26	\$2,672.84
532310	CONCRETE TOOLING	CRACK CHASER GAS	CRACK CHASER GAS	\$143.90	\$382.82	\$1,071.65
532310	CONCRETE TOOLING	CRACK-VAC DOLLY MOUNTED	CRACK-VAC DOLLY MOUNTED	\$167.66	\$447.09	\$832.73
532310	CONCRETE TOOLING	SHOT BLASTER 8" 110V ELECTRIC	SHOT BLASTER 8" 110V ELECTRIC	\$360.47	\$709.76	\$2,058.07
532310	CONCRETE TOOLING	SHOT BLASTER 10" 230V 3PH ELECTRIC	SHOT BLASTER 10" 230V 3PH ELECTRIC	\$989.21	\$2,090.20	\$5,679.60
532310	CONCRETE TOOLING	VACUUM SYSTEM EDCO VAC-100	VACUUM SYSTEM EDCO VAC-100	\$96.40	\$307.38	\$859.26
532310	CONCRETE TOOLING	VACUUM DUST EXTRACTOR 120V	VACUUM DUST EXTRACTOR 120V	\$96.40	\$307.38	\$859.26
532310	CONCRETE TOOLING	3/4 YARD CONCRETE BUCKET	3/4 YARD CONCRETE BUCKET	\$68.45	\$183.02	\$496.00
532310	CONCRETE TOOLING	1YARD CONCRETE BUCKET	1YARD CONCRETE BUCKET	\$68.45	\$180.23	\$491.81
532310	CONCRETE TOOLING	2 YARD CONCRETE BUCKET	2 YARD CONCRETE BUCKET	\$89.41	\$236.11	\$646.89
532310	CONCRETE TOOLING	CORE DRILL HAND HELD 3 SPEED	CORE DRILL HAND HELD 3 SPEED	\$72.65	\$198.40	\$549.09
532310	CONCRETE TOOLING	CORE DRILL RIG 20 AMP 2 SPEED	CORE DRILL RIG 20 AMP 2 SPEED	\$107.58	\$289.21	\$796.40
532310	CONCRETE TOOLING	CORE DRILL RIG 20 AMP 4 SPEED	CORE DRILL RIG 20 AMP 4 SPEED	\$143.90	\$384.22	\$1,075.84
532310	CONCRETE TOOLING	REBAR BENDER ELECTRIC	REBAR BENDER ELECTRIC	\$93.60	\$247.29	\$690.21
532310	CONCRETE TOOLING	REBAR CUTTER ELECTRIC	REBAR CUTTER ELECTRIC	\$50.29	\$135.52	\$378.63
532310	CONCRETE TOOLING	CONCRETE VIBRATOR 1HP-2HP	CONCRETE VIBRATOR 1HP-2HP	\$50.29	\$136.92	\$374.44
532310	CONCRETE TOOLING	CONCRETE VIBRATOR 3HP	CONCRETE VIBRATOR 3HP	\$51.70	\$139.72	\$384.22
532310	CONCRETE TOOLING	CONCRETE VIBRATOR HIGH CYCLE 1 1/2"	CONCRETE VIBRATOR HIGH CYCLE 1 1/2"	\$96.40	\$257.08	\$718.16
532310	CONCRETE TOOLING	CONCRETE VIBRATOR HIGH CYCLE 2 1/4"	CONCRETE VIBRATOR HIGH CYCLE 2 1/4"	\$96.40	\$257.08	\$718.16
532310	CONCRETE TOOLING	CONCRETE VIBRATOR GAS BACKPACK	CONCRETE VIBRATOR GAS BACKPACK	\$72.65	\$194.20	\$542.11
532310	CONCRETE TOOLING	DIAMOND CONCRETE CHAIN SAW CHAIN	DIAMOND CONCRETE CHAIN SAW CHAIN	\$167.66	\$428.94	\$1,236.51
532310	CONCRETE TOOLING	14" DIAMOND RING SAW BLADE	14" DIAMOND RING SAW BLADE	\$90.82	\$106.18	\$220.76
532310	CONCRETE TOOLING	16" DIAMOND BLADE CONCRETE	16" DIAMOND BLADE CONCRETE	\$60.07	\$69.85	\$195.61
532310	CONCRETE TOOLING	18" DIAMOND BLADE CONCRETE	18" DIAMOND BLADE CONCRETE	\$88.02	\$104.78	\$293.41
532310	CONCRETE TOOLING	20" DIAMOND BLADE CONCRETE	20" DIAMOND BLADE CONCRETE	\$89.41	\$135.52	\$377.24
532310	CONCRETE TOOLING	20" DIAMOND BLADE ASPHALT	20" DIAMOND BLADE ASPHALT	\$89.41	\$108.97	\$300.39
532310	ELECTRIC, DIESEL, & GAS SAWS	12" GAS CUTOFF SAW	12" GAS CUTOFF SAW	\$58.68	\$164.86	\$441.51
532310	ELECTRIC, DIESEL, & GAS SAWS	14" ELECTRIC CUTOFF SAW	14" ELECTRIC CUTOFF SAW	\$58.68	\$160.66	\$433.12
532310	ELECTRIC, DIESEL, & GAS SAWS	14" GAS CUTOFF SAW	14" GAS CUTOFF SAW	\$58.68	\$164.86	\$441.51
532310	ELECTRIC, DIESEL, & GAS SAWS	14" AIR CUTOFF SAW	14" AIR CUTOFF SAW	\$71.25	\$191.41	\$533.72
532310	ELECTRIC, DIESEL, & GAS SAWS	16" GAS CUTOFF SAW	16" GAS CUTOFF SAW	\$68.45	\$190.02	\$508.57
532310	ELECTRIC, DIESEL, & GAS SAWS	14" GAS CONCRETE CHAIN SAW	14" GAS CONCRETE CHAIN SAW	\$97.80	\$261.26	\$723.75
532310	ELECTRIC, DIESEL, & GAS SAWS	14" GAS POWERED RING SAW	14" GAS POWERED RING SAW	\$138.32	\$373.05	\$1,039.51
532310	ELECTRIC, DIESEL, & GAS SAWS	14" HYDRAULIC CUTOFF SAW	14" HYDRAULIC CUTOFF SAW	\$72.65	\$192.80	\$539.31
532310	ELECTRIC, DIESEL, & GAS SAWS	14" HYDRAULIC RING SAW	14" HYDRAULIC RING SAW	\$152.29	\$454.09	\$1,261.66
532310	ELECTRIC, DIESEL, & GAS SAWS	HYDRAULIC POWER PACK GAS	HYDRAULIC POWER PACK GAS	\$96.40	\$257.08	\$718.16
532310	ELECTRIC, DIESEL, & GAS SAWS	8" GREEN CONCRETE SAW GAS	8" GREEN CONCRETE SAW GAS	\$209.57	\$564.45	\$1,553.67
532310	ELECTRIC, DIESEL, & GAS SAWS	14" FLOOR SAW 230V ELECTRIC	14" FLOOR SAW 230V ELECTRIC	\$106.19	\$289.21	\$803.39
532310	ELECTRIC, DIESEL, & GAS SAWS	14" AIR FLOOR SAW	14" AIR FLOOR SAW	\$96.40	\$259.87	\$716.76
532310	ELECTRIC, DIESEL, & GAS SAWS	9HP SELF-PROPELLED FLOOR SAW GAS	9HP SELF-PROPELLED FLOOR SAW GAS	\$88.02	\$236.11	\$680.43
532310	ELECTRIC, DIESEL, & GAS SAWS	13HP - 20HP SELF-PROPELLED FLOOR SAW GAS	13HP - 20HP SELF-PROPELLED FLOOR SAW GAS	\$108.98	\$293.40	\$806.18
532310	ELECTRIC, DIESEL, & GAS SAWS	20HP SELF-PROPELLED FLOOR SAW PROPANE	20HP SELF-PROPELLED FLOOR SAW PROPANE	\$107.58	\$290.61	\$806.18
532310	ELECTRIC, DIESEL, & GAS SAWS	30HP FLOOR SAW 460V 3PH ELECTRIC	30HP FLOOR SAW 460V 3PH ELECTRIC	\$215.16	\$575.64	\$1,619.35
532310	ELECTRIC, DIESEL, & GAS SAWS	35HP-48HP FLOOR SAW GAS	35HP-48HP FLOOR SAW GAS	\$153.68	\$424.75	\$1,154.09
532310	ELECTRIC, DIESEL, & GAS SAWS	35HP-48HP FLOOR SAW DIESEL	35HP-48HP FLOOR SAW DIESEL	\$153.68	\$419.15	\$1,151.28
532310	ELECTRIC, DIESEL, & GAS SAWS	65HP FLOOR SAW GAS	65HP FLOOR SAW GAS	\$238.92	\$645.50	\$1,799.58
532310	ELECTRIC, DIESEL, & GAS SAWS	65HP FLOOR SAW DIESEL	65HP FLOOR SAW DIESEL	\$238.92	\$641.31	\$1,803.77
532310	ELECTRIC, DIESEL, & GAS SAWS	10" TILE SAW ELECTRIC	10" TILE SAW ELECTRIC	\$60.07	\$160.66	\$444.30
532310	ELECTRIC, DIESEL, & GAS SAWS	10" TILE - PAVER SAW GAS	10" TILE - PAVER SAW GAS	\$65.66	\$177.43	\$484.83
532310	ELECTRIC, DIESEL, & GAS SAWS	14" BRICK SAW ELECTRIC	14" BRICK SAW ELECTRIC	\$68.45	\$188.61	\$515.56
532310	EQUIPMENT ATTACHMENTS	PALLET FORKS	PALLET FORKS	\$47.51	\$128.52	\$359.07
532310	EQUIPMENT ATTACHMENTS	TRENCHER ATTACHMENT	TRENCHER ATTACHMENT	\$96.40	\$257.08	\$718.16
532310	EQUIPMENT ATTACHMENTS	4 IN 1 BUCKET	4 IN 1 BUCKET	\$61.48	\$159.27	\$449.89
532310	EQUIPMENT ATTACHMENTS	SKIDSTEER / MINI EX AUGER ATTACHMENT	SKIDSTEER / MINI EX AUGER ATTACHMENT	\$71.25	\$201.19	\$561.67
532310	EQUIPMENT ATTACHMENTS	GRADER BLADE	GRADER BLADE	\$72.65	\$192.80	\$539.31
532310	EQUIPMENT ATTACHMENTS	ASPHALT/CONC PLANER 12"-24"	ASPHALT/CONC PLANER 12"-24"	\$247.30	\$690.21	\$1,943.50
532310	EQUIPMENT ATTACHMENTS	GRAPPLE BUCKET	GRAPPLE BUCKET	\$83.83	\$234.72	\$632.93
532310	EQUIPMENT ATTACHMENTS	HARLEY POWER RAKE LANDSCAPE	HARLEY POWER RAKE LANDSCAPE	\$145.31	\$391.21	\$1,093.99
532310	EQUIPMENT ATTACHMENTS	LANDSCAPE RAKE	LANDSCAPE RAKE	\$138.32	\$375.84	\$1,049.29
532310	EQUIPMENT ATTACHMENTS	62" ROTARY TILLER	62" ROTARY TILLER	\$97.80	\$266.86	\$729.33
532310	EQUIPMENT ATTACHMENTS	BOX BROOM	BOX BROOM	\$101.99	\$279.44	\$779.63
532310	EQUIPMENT ATTACHMENTS	"DINGO" TRENCHER	"DINGO" TRENCHER	\$72.65	\$192.80	\$537.91
532310	EQUIPMENT ATTACHMENTS	"DINGO" BORING ATTACHMENT	"DINGO" BORING ATTACHMENT	\$71.25	\$191.41	\$535.12
532310	EQUIPMENT ATTACHMENTS	"DINGO" AUGER HEAD	"DINGO" AUGER HEAD	\$72.65	\$198.40	\$544.90

Rentals (continued)...							
SIN	Manufacturer Name	Manufacturer Part #	Product Description	Daily GSA Price (Incl IFF)	Weekly GSA Price (Incl IFF)	Monthly GSA Price (Incl IFF)	
532310	EQUIPMENT ATTACHMENTS	"DINGO" MULTIPURPOSE TOOL	"DINGO" MULTIPURPOSE TOOL	\$60.07	\$145.31	\$455.48	
532310	EQUIPMENT ATTACHMENTS	"DINGO" TRACK SET	"DINGO" TRACK SET	\$36.32	\$96.40	\$266.86	
532310	EQUIPMENT ATTACHMENTS	"DINGO" LEVELER	"DINGO" LEVELER	\$36.32	\$96.40	\$268.26	
532310	EQUIPMENT ATTACHMENTS	"DINGO" DOZER BLADE	"DINGO" DOZER BLADE	\$36.32	\$96.40	\$266.86	
532310	EQUIPMENT ATTACHMENTS	"DINGO" TREE FORKS	"DINGO" TREE FORKS	\$36.32	\$96.40	\$266.86	
532310	EQUIPMENT ATTACHMENTS	"DINGO" TILLER	"DINGO" TILLER	\$72.65	\$192.80	\$539.31	
532310	EQUIPMENT ATTACHMENTS	"DINGO" PALLET FORKS	"DINGO" PALLET FORKS	\$36.32	\$96.40	\$268.26	
532310	EQUIPMENT ATTACHMENTS	DOZER BLADE	DOZER BLADE	\$72.65	\$199.79	\$556.08	
532310	EQUIPMENT ATTACHMENTS	"DINGO" SOIL CULTIVATOR	"DINGO" SOIL CULTIVATOR	\$93.60	\$275.23	\$711.16	
532310	EQUIPMENT ATTACHMENTS	BUSH HOG	BUSH HOG	\$143.90	\$387.01	\$1,082.82	
532310	EQUIPMENT ATTACHMENTS	TREE BOOM ATTACHMENT	TREE BOOM ATTACHMENT	\$60.07	\$162.07	\$458.28	
532310	EQUIPMENT ATTACHMENTS	POWER TILT EXC ATTACHMENT	POWER TILT EXC ATTACHMENT	\$120.16	\$319.95	\$897.00	
532310	EQUIPMENT ATTACHMENTS	SKIDSTEER SNOW BLOWER ATTACHMENT	SKIDSTEER SNOW BLOWER ATTACHMENT	\$143.90	\$384.22	\$1,077.23	
532310	EQUIPMENT ATTACHMENTS	35 HP TRACTOR	35 HP TRACTOR	\$230.53	\$645.50	\$1,802.38	
532310	EQUIPMENT ATTACHMENTS	40 HP TRACTOR	40 HP TRACTOR	\$255.68	\$701.38	\$1,961.66	
532310	EQUIPMENT ATTACHMENTS	LOADER LANDSCAPER 4WD TRACTOR	LOADER LANDSCAPER 4WD TRACTOR	\$278.04	\$883.01	\$2,447.89	
532310	EQUIPMENT ATTACHMENTS	BOX SCRAPER	BOX SCRAPER	\$47.51	\$129.93	\$366.07	
532310	EQUIPMENT ATTACHMENTS	ROTARY CUTTER	ROTARY CUTTER	\$108.98	\$293.40	\$817.36	
532310	EQUIPMENT ATTACHMENTS	ROTARY TILLER	ROTARY TILLER	\$71.25	\$194.20	\$530.92	
532310	EQUIPMENT ATTACHMENTS	FRONT LOADER BUCKET	FRONT LOADER BUCKET	\$23.75	\$65.66	\$180.23	
532310	EQUIPMENT ATTACHMENTS	POSTHOLE AUGER	POSTHOLE AUGER	\$65.66	\$174.65	\$487.62	
532310	EQUIPMENT ATTACHMENTS	TOW BEHIND FERTILIZER SPREADER	TOW BEHIND FERTILIZER SPREADER	\$43.30	\$115.96	\$322.75	
532310	EQUIPMENT ATTACHMENTS	GROOMING MOWER	GROOMING MOWER	\$88.02	\$237.52	\$666.46	
532310	EQUIPMENT ATTACHMENTS	SOIL PULVERIZER	SOIL PULVERIZER	\$47.51	\$128.52	\$361.87	
532310	EQUIPMENT ATTACHMENTS	AERATOR	AERATOR	\$95.00	\$259.87	\$725.14	
532310	EQUIPMENT ATTACHMENTS	DISC	DISC	\$47.51	\$128.52	\$357.67	
532310	EQUIPMENT ATTACHMENTS	OVERSEEDER ATTACHMENT	OVERSEEDER ATTACHMENT	\$143.90	\$381.42	\$1,070.25	
532310	EQUIPMENT ATTACHMENTS	WHEEL LOADER BUCKET	WHEEL LOADER BUCKET	\$121.55	\$375.84	\$1,036.72	
532310	EQUIPMENT ATTACHMENTS	WHEEL LOADER ROOT RAKE	WHEEL LOADER ROOT RAKE	\$95.00	\$254.28	\$705.58	
532310	EQUIPMENT ATTACHMENTS	30" HIGH-VELOCITY FAN 115V	30" HIGH-VELOCITY FAN 115V	\$67.06	\$177.43	\$493.21	
532310	EQUIPMENT ATTACHMENTS	ELECTRIC MANHOLE BLOWER 115V	ELECTRIC MANHOLE BLOWER 115V	\$41.91	\$115.96	\$318.56	
532310	EQUIPMENT ATTACHMENTS	GAS MANHOLE BLOWER	GAS MANHOLE BLOWER	\$41.91	\$117.35	\$321.35	
532310	EQUIPMENT ATTACHMENTS	12" VANO 250C1 3000CFM HAZ LOCATION FAN	12" VANO 250C1 3000CFM HAZ LOCATION FAN	\$96.40	\$257.08	\$718.16	
532310	EQUIPMENT ATTACHMENTS	3" AIR HORN VENTURI	3" AIR HORN VENTURI	\$6.98	\$19.55	\$53.09	
532310	EQUIPMENT ATTACHMENTS	6" AIR HORN VENTURI	6" AIR HORN VENTURI	\$15.37	\$41.90	\$111.77	
532310	EQUIPMENT ATTACHMENTS	8" AIR HORN VENTURI	8" AIR HORN VENTURI	\$16.76	\$47.50	\$128.53	
532310	EQUIPMENT ATTACHMENTS	10" AIR HORN VENTURI	10" AIR HORN VENTURI	\$23.75	\$65.66	\$180.23	
532310	EQUIPMENT ATTACHMENTS	20" AIR DRIVEN TANK FAN	20" AIR DRIVEN TANK FAN	\$61.48	\$159.27	\$449.89	
532310	EQUIPMENT ATTACHMENTS	20" AIR/STEAM DRIVEN TANK FAN	20" AIR/STEAM DRIVEN TANK FAN	\$72.65	\$195.60	\$539.31	
532310	FUEL TANKS	275 GALLON SINGLE WALL FUEL TANK	275 GALLON SINGLE WALL FUEL TANK	\$93.60	\$245.89	\$697.19	
532310	FUEL TANKS	500 GALLON DOUBLE WALL UL FUEL TANK	500 GALLON DOUBLE WALL UL FUEL TANK	\$233.33	\$617.55	\$1,731.11	
532310	FUEL TANKS	FORKLIFT BUCKET 3/4 YD	FORKLIFT BUCKET 3/4 YD	\$46.10	\$117.35	\$343.71	
532310	FUEL TANKS	FORKLIFT MTRL BUCKET 1 YD	FORKLIFT MTRL BUCKET 1 YD	\$54.49	\$139.72	\$412.16	
532310	FUEL TANKS	FORKLIFT BUCKET 1-1/4 YD	FORKLIFT BUCKET 1-1/4 YD	\$65.66	\$163.47	\$482.03	
532310	FUEL TANKS	FORKLIFT BOOM EXTENSION	FORKLIFT BOOM EXTENSION	\$68.45	\$174.65	\$512.77	
532310	FUEL TANKS	FORKLIFT TRUSS BOOM ATTACHMENT GRADALL	FORKLIFT TRUSS BOOM ATTACHMENT GRADALL	\$46.10	\$117.35	\$343.71	
532310	FUEL TANKS	FORKLIFT TRUSS BOOM ATTACHMENT ICB	FORKLIFT TRUSS BOOM ATTACHMENT ICB	\$46.10	\$117.35	\$343.71	
532310	FUEL TANKS	FORKLIFT SWING CARRIAGE	FORKLIFT SWING CARRIAGE	\$55.88	\$139.72	\$412.16	
532310	FUEL TANKS	FORKLIFT VERTICAL MAST (MASON MAST)	FORKLIFT VERTICAL MAST (MASON MAST)	\$90.82	\$234.72	\$687.42	
532310	GENERATORS	2500 WATT GENERATOR	2500 WATT GENERATOR	\$37.72	\$97.79	\$269.65	
532310	GENERATORS	7500 WATT GENERATOR	7500 WATT GENERATOR	\$72.65	\$206.77	\$558.87	
532310	GENERATORS	1000 WATT GENERATOR	1000 WATT GENERATOR	\$36.32	\$95.00	\$264.07	
532310	GENERATORS	10,000 WATT GENERATOR	10,000 WATT GENERATOR	\$96.40	\$266.86	\$741.90	
532310	GENERATORS	5KW DIESEL GENERATOR	5KW DIESEL GENERATOR	\$114.56	\$307.38	\$857.87	
532310	GENERATORS	15KW DIESEL GENERATOR	15KW DIESEL GENERATOR	\$127.14	\$349.29	\$983.63	
532310	GENERATORS	20KW DIESEL GENERATOR	20KW DIESEL GENERATOR	\$185.82	\$482.03	\$1,369.25	
532310	GENERATORS	36KW DIESEL GENERATOR	36KW DIESEL GENERATOR	\$240.31	\$614.76	\$1,767.45	
532310	GENERATORS	40KW DIESEL GENERATOR	40KW DIESEL GENERATOR	\$240.31	\$614.76	\$1,767.45	
532310	GENERATORS	48KW DIESEL GENERATOR	48KW DIESEL GENERATOR	\$296.20	\$757.28	\$2,203.38	
532310	GENERATORS	56KW DIESEL GENERATOR	56KW DIESEL GENERATOR	\$296.20	\$757.28	\$2,203.38	
532310	GENERATORS	80KW DIESEL GENERATOR	80KW DIESEL GENERATOR	\$367.46	\$937.51	\$2,746.88	
532310	GENERATORS	320KW DIESEL GENERATOR	320KW DIESEL GENERATOR	\$2,216.42	\$2,216.42	\$6,649.28	
532310	HOISTS	HH 500 GRD HOIST GAS 500# MATERIAL HOIST	HH 500 GRD HOIST GAS 500# MATERIAL HOIST	\$86.62	\$226.34	\$638.51	
532310	HYDRAULIC EXCAVATORS	2,000LB HYDRAULIC COMPACT EXCAVATOR	2,000LB HYDRAULIC COMPACT EXCAVATOR	\$212.10	\$593.61	\$1,491.89	

Rentals (continued)...						
SIN	Manufacturer Name	Manufacturer Part #	Product Description	Daily GSA Price (Incl IFF)	Weekly GSA Price (Incl IFF)	Monthly GSA Price (Incl IFF)
532310	HYDRAULIC EXCAVATORS	3,500LB HYDRAULIC COMPACT EXCAVATOR	3,500LB HYDRAULIC COMPACT EXCAVATOR	\$234.88	\$670.49	\$1,706.84
532310	HYDRAULIC EXCAVATORS	3,500LB HYDRAULIC COMPACT EXCAVATOR CAB	3,500LB HYDRAULIC COMPACT EXCAVATOR CAB	\$234.88	\$670.49	\$1,706.84
532310	HYDRAULIC EXCAVATORS	6,000LB HYDRAULIC COMPACT EXCAVATOR	6,000LB HYDRAULIC COMPACT EXCAVATOR	\$276.16	\$767.28	\$2,044.22
532310	HYDRAULIC EXCAVATORS	6,000LB HYDRAULIC COMPACT EXCAVATOR CAB	6,000LB HYDRAULIC COMPACT EXCAVATOR CAB	\$276.16	\$767.28	\$2,044.22
532310	HYDRAULIC EXCAVATORS	7,500LB HYDRAULIC COMPACT EXCAVATOR	7,500LB HYDRAULIC COMPACT EXCAVATOR	\$323.14	\$889.72	\$2,363.10
532310	HYDRAULIC EXCAVATORS	7,500LB HYDRAULIC COMPACT EXCAVATOR CAB	7,500LB HYDRAULIC COMPACT EXCAVATOR CAB	\$323.14	\$889.72	\$2,363.10
532310	HYDRAULIC EXCAVATORS	9,500LB HYDRAULIC COMPACT EXCAVATOR	9,500LB HYDRAULIC COMPACT EXCAVATOR	\$298.94	\$822.80	\$2,368.80
532310	HYDRAULIC EXCAVATORS	9,500LB HYDRAULIC COMPACT EXCAVATOR CAB	9,500LB HYDRAULIC COMPACT EXCAVATOR CAB	\$298.94	\$822.80	\$2,368.80
532310	HYDRAULIC EXCAVATORS	11,000LB HYDRAULIC COMPACT EXCAVATOR	11,000LB HYDRAULIC COMPACT EXCAVATOR	\$372.97	\$1,033.49	\$2,774.51
532310	HYDRAULIC EXCAVATORS	11,000LB HYDRAULIC COMPACT EXCAVATOR CAB	11,000LB HYDRAULIC COMPACT EXCAVATOR CAB	\$372.97	\$1,033.49	\$2,774.51
532310	HYDRAULIC EXCAVATORS	16,000LB HYDRAULIC COMPACT EXCAVATOR	16,000LB HYDRAULIC COMPACT EXCAVATOR	\$418.52	\$1,219.98	\$3,230.05
532310	HYDRAULIC EXCAVATORS	25,000LB HYDRAULIC EXCAVATOR	25,000LB HYDRAULIC EXCAVATOR	\$501.09	\$1,366.61	\$3,766.73
532310	HYDRAULIC EXCAVATORS	30,000LB HYDRAULIC EXCAVATOR	30,000LB HYDRAULIC EXCAVATOR	\$566.58	\$1,665.56	\$4,168.17
532310	HYDRAULIC EXCAVATORS	35,000LB HYDRAULIC EXCAVATOR	35,000LB HYDRAULIC EXCAVATOR	\$696.11	\$2,021.45	\$5,100.60
532310	HYDRAULIC EXCAVATORS	45,000LB HYDRAULIC EXCAVATOR	45,000LB HYDRAULIC EXCAVATOR	\$842.74	\$2,459.90	\$6,452.99
532310	HYDRAULIC EXCAVATORS	50,000LB HYDRAULIC EXCAVATOR	50,000LB HYDRAULIC EXCAVATOR	\$837.05	\$2,781.62	\$7,682.94
532310	HYDRAULIC EXCAVATORS	61,000LB HYDRAULIC EXCAVATOR	61,000LB HYDRAULIC EXCAVATOR	\$1,501.85	\$3,631.49	\$9,130.70
532310	HYDRAULIC EXCAVATORS	80,000LB HYDRAULIC EXCAVATOR	80,000LB HYDRAULIC EXCAVATOR	\$1,007.88	\$3,695.55	\$10,457.45
532310	HYDRAULIC EXCAVATORS	115,000LB HYDRAULIC EXCAVATOR	115,000LB HYDRAULIC EXCAVATOR	\$3,333.11	\$6,999.55	\$14,699.05
532310	HYDRAULIC EXCAVATORS	150,000LB HYDRAULIC EXCAVATOR	150,000LB HYDRAULIC EXCAVATOR	\$5,485.75	\$11,520.10	\$24,192.20
532310	HYDRAULIC EXCAVATORS	180,000LB HYDRAULIC EXCAVATOR	180,000LB HYDRAULIC EXCAVATOR	\$7,916.16	\$16,623.94	\$34,910.27
532310	HYDRAULIC EXCAVATORS	EXCAVATOR LONGREACH 60" DIGGING DEPTH	EXCAVATOR LONGREACH 60" DIGGING DEPTH	\$1,185.81	\$4,040.05	\$11,965.00
532310	INTEGRATED TOOLCARRIER	924H 26,700 lbs	924H 26,700 lbs	\$577.07	\$1,665.10	\$4,826.98
532310	INTEGRATED TOOLCARRIER	930H 29,300 lbs	930H 29,300 lbs	\$721.33	\$2,085.87	\$6,047.25
532310	JUMPING JACKS & TAMPERS	JUMPING JACK TAMPER 115-130LB CLASS	JUMPING JACK TAMPER 115-130LB CLASS	\$72.65	\$202.58	\$553.29
532310	JUMPING JACKS & TAMPERS	JUMPING JACK TAMPER 135-165LB CLASS	JUMPING JACK TAMPER 135-165LB CLASS	\$71.25	\$201.19	\$549.09
532310	JUMPING JACKS & TAMPERS	JUMPING JACK TAMPER 160-175LB CLASS	JUMPING JACK TAMPER 160-175LB CLASS	\$78.24	\$212.36	\$579.83
532310	JUMPING JACKS & TAMPERS	JUMPING JACK TAMPER 165-185LB CLASS DSL	JUMPING JACK TAMPER 165-185LB CLASS DSL	\$93.60	\$255.68	\$712.56
532310	JUMPING JACKS & TAMPERS	JUMPING JACK TAMPER 200LB CLASS DSL	JUMPING JACK TAMPER 200LB CLASS DSL	\$96.40	\$255.68	\$711.16
532310	JUMPING JACKS & TAMPERS	JUMPING JACK TAMPER 125LB ELECTRIC CLASS	JUMPING JACK TAMPER 125LB ELECTRIC CLASS	\$72.65	\$198.40	\$543.51
532310	JUMPING JACKS & TAMPERS	PLATE TAMPER REVERSIBLE 300LB 18" WIDE	PLATE TAMPER REVERSIBLE 300LB 18" WIDE	\$107.58	\$289.21	\$799.19
532310	JUMPING JACKS & TAMPERS	PLATE TAMPER REVERSIBLE 700LB 24" WIDE	PLATE TAMPER REVERSIBLE 700LB 24" WIDE	\$131.34	\$360.47	\$986.41
532310	JUMPING JACKS & TAMPERS	PLATE TAMPER REVERSIBLE 900LB 24" WIDE	PLATE TAMPER REVERSIBLE 900LB 24" WIDE	\$148.09	\$396.80	\$1,096.80
532310	JUMPING JACKS & TAMPERS	PLATE TAMPER REVERSIBLE 1000LB 28" WIDE	PLATE TAMPER REVERSIBLE 1000LB 28" WIDE	\$215.16	\$579.82	\$1,606.77
532310	LIFT TRUCKS (FORKLIFTS)	3000LB IND FORKLIFT GAS/PROPANE	3000LB IND FORKLIFT GAS/PROPANE	\$170.46	\$468.05	\$1,265.85
532310	LIFT TRUCKS (FORKLIFTS)	5000LB IND FORKLIFT ELECTRIC	5000LB IND FORKLIFT ELECTRIC	\$265.46	\$711.16	\$1,982.62
532310	LIFT TRUCKS (FORKLIFTS)	5000LB IND FORKLIFT GAS / PROPANE	5000LB IND FORKLIFT GAS / PROPANE	\$209.57	\$556.07	\$1,500.58
532310	LIFT TRUCKS (FORKLIFTS)	5000LB FORKLIFT QUAD MAST GAS / PROPANE	5000LB FORKLIFT QUAD MAST GAS / PROPANE	\$226.34	\$591.00	\$1,595.60
532310	LIFT TRUCKS (FORKLIFTS)	5000LB IND FORKLIFT DIESEL	5000LB IND FORKLIFT DIESEL	\$209.57	\$556.07	\$1,500.58
532310	LIFT TRUCKS (FORKLIFTS)	6000LB IND FORKLIFT GAS / PROPANE	6000LB IND FORKLIFT GAS / PROPANE	\$231.93	\$610.57	\$1,676.62
532310	LIFT TRUCKS (FORKLIFTS)	6000LB FORKLIFT QUAD MAST GAS / PROPANE	6000LB FORKLIFT QUAD MAST GAS / PROPANE	\$229.14	\$602.18	\$1,710.16
532310	LIFT TRUCKS (FORKLIFTS)	6000LB IND FORKLIFT DIESEL	6000LB IND FORKLIFT DIESEL	\$231.93	\$610.57	\$1,676.62
532310	LIFT TRUCKS (FORKLIFTS)	8000LB IND FORKLIFT GAS / PROPANE	8000LB IND FORKLIFT GAS / PROPANE	\$243.11	\$646.89	\$1,814.95
532310	LIFT TRUCKS (FORKLIFTS)	8000LB IND FORKLIFT DIESEL	8000LB IND FORKLIFT DIESEL	\$243.11	\$646.89	\$1,814.95
532310	LIFT TRUCKS (FORKLIFTS)	10K IND FORKLIFT GAS/PROPANE	10K IND FORKLIFT GAS/PROPANE	\$283.63	\$753.09	\$2,119.55
532310	LIFT TRUCKS (FORKLIFTS)	10K IND FORKLIFT DIESEL	10K IND FORKLIFT DIESEL	\$283.63	\$753.09	\$2,119.55
532310	LIFT TRUCKS (FORKLIFTS)	15K IND FORKLIFT GAS/PROPANE	15K IND FORKLIFT GAS/PROPANE	\$456.88	\$1,212.77	\$3,423.12
532310	LIFT TRUCKS (FORKLIFTS)	15K IND FORKLIFT DIESEL	15K IND FORKLIFT DIESEL	\$456.88	\$1,212.77	\$3,423.12
532310	LIFT TRUCKS (FORKLIFTS)	25K IND FORKLIFT DIESEL	25K IND FORKLIFT DIESEL	\$642.70	\$1,707.37	\$4,823.11
532310	LIFT TRUCKS (FORKLIFTS)	6000LB 21' STRAIGHT MAST RT FORKLIFT 2WD	6000LB 21' STRAIGHT MAST RT FORKLIFT 2WD	\$471.88	\$1,281.19	\$3,326.90
532310	LIFT TRUCKS (FORKLIFTS)	6000LB 21' STRAIGHT MAST RT FORKLIFT 4WD	6000LB 21' STRAIGHT MAST RT FORKLIFT 4WD	\$471.88	\$1,281.19	\$3,326.90
532310	LIFT TRUCKS (FORKLIFTS)	8000LB 21' STRAIGHT MAST RT FORKLIFT 2WD	8000LB 21' STRAIGHT MAST RT FORKLIFT 2WD	\$545.69	\$1,497.37	\$3,978.06
532310	LIFT TRUCKS (FORKLIFTS)	8000LB 21' STRAIGHT MAST RT FORKLIFT 4WD	8000LB 21' STRAIGHT MAST RT FORKLIFT 4WD	\$545.69	\$1,497.37	\$3,978.06
532310	LIFT TRUCKS (FORKLIFTS)	4400LB 16' SHOOTING BOOM FORKLIFT	4400LB 16' SHOOTING BOOM FORKLIFT	\$290.61	\$741.90	\$2,072.04
532310	LIFT TRUCKS (FORKLIFTS)	5500LB 19' SHOOTING BOOM FORKLIFT	5500LB 19' SHOOTING BOOM FORKLIFT	\$319.95	\$864.86	\$2,310.96
532310	LIFT TRUCKS (FORKLIFTS)	6000LB 23'-32' SHOOTING BOOM FORKLIFT	6000LB 23'-32' SHOOTING BOOM FORKLIFT	\$366.07	\$1,005.96	\$2,667.24
532310	LIFT TRUCKS (FORKLIFTS)	6000LB 36' SHOOTING BOOM FORKLIFT	6000LB 36' SHOOTING BOOM FORKLIFT	\$366.07	\$1,005.96	\$2,667.24
532310	LIFT TRUCKS (FORKLIFTS)	6000LB 42' - 44' SHOOTING BOOM FORKLIFT	6000LB 42' - 44' SHOOTING BOOM FORKLIFT	\$366.07	\$1,005.96	\$2,667.24
532310	LIFT TRUCKS (FORKLIFTS)	8000LB 42' SHOOTING BOOM FORKLIFT	8000LB 42' SHOOTING BOOM FORKLIFT	\$437.31	\$1,218.35	\$3,265.25
532310	LIFT TRUCKS (FORKLIFTS)	9000LB 45' SHOOTING BOOM FORKLIFT	9000LB 45' SHOOTING BOOM FORKLIFT	\$437.31	\$1,218.35	\$3,265.25
532310	LIFT TRUCKS (FORKLIFTS)	10,000LB 45'-48' SHOOTING BOOM FORKLIFT	10,000LB 45'-48' SHOOTING BOOM FORKLIFT	\$553.29	\$1,543.89	\$4,155.25
532310	LIFT TRUCKS (FORKLIFTS)	10,000LB 55' SHOOTING BOOM FORKLIFT	10,000LB 55' SHOOTING BOOM FORKLIFT	\$585.42	\$1,648.69	\$4,512.94
532310	LIFT TRUCKS (FORKLIFTS)	12,000LB 55' SHOOTING BOOM FORKLIFT	12,000LB 55' SHOOTING BOOM FORKLIFT	\$651.09	\$1,828.92	\$5,211.54
532310	LIGHT STANDS & LIGHT TOWERS	500 WATT LIGHT STAND 115V	500 WATT LIGHT STAND 115V	\$16.76	\$46.10	\$127.14
532310	LIGHT STANDS & LIGHT TOWERS	2000 WATT TRIPOD LIGHT STAND 115V	2000 WATT TRIPOD LIGHT STAND 115V	\$41.91	\$120.15	\$331.13
532310	LIGHT STANDS & LIGHT TOWERS	2000 WATT PORTABLE LIGHT CART 115V	2000 WATT PORTABLE LIGHT CART 115V	\$47.51	\$131.32	\$363.26
532310	LIGHT STANDS & LIGHT TOWERS	4000 WATT TOWBEHIND DIESEL LIGHT TOWER	4000 WATT TOWBEHIND DIESEL LIGHT TOWER	\$117.36	\$368.85	\$767.06

Rentals (continued)...						
SIN	Manufacturer Name	Manufacturer Part #	Product Description	Daily GSA Price (Incl IFF)	Weekly GSA Price (Incl IFF)	Monthly GSA Price (Incl IFF)
532310	MANLIFTS	15' SINGLE MANLIFT PUSH-TYPE	15' SINGLE MANLIFT PUSH-TYPE	\$79.64	\$201.19	\$550.49
532310	MANLIFTS	24' SINGLE MANLIFT PUSH-TYPE	24' SINGLE MANLIFT PUSH-TYPE	\$106.19	\$286.42	\$800.58
532310	MANLIFTS	30' SINGLE MANLIFT PUSH-TYPE	30' SINGLE MANLIFT PUSH-TYPE	\$136.92	\$381.42	\$1,070.25
532310	MANLIFTS	36' SINGLE MANLIFT PUSH-TYPE	36' SINGLE MANLIFT PUSH-TYPE	\$170.46	\$445.69	\$1,229.53
532310	MANLIFTS	14-17' ELECT SCISSORLIFT	14-17' ELECT SCISSORLIFT	\$139.72	\$307.38	\$669.26
532310	MANLIFTS	20' ELECT SCISSORLIFT	20' ELECT SCISSORLIFT	\$145.31	\$315.76	\$693.01
532310	MANLIFTS	25-26' ELECT SCISSORLIFT	25-26' ELECT SCISSORLIFT	\$198.40	\$405.18	\$897.00
532310	MANLIFTS	25-26' ELECT SCISSOR NARROW	25-26' ELECT SCISSOR NARROW	\$198.40	\$405.18	\$897.00
532310	MANLIFTS	25-26' ELECT SCISSOR WIDE	25-26' ELECT SCISSOR WIDE	\$198.40	\$405.18	\$897.00
532310	MANLIFTS	30-33' ELECT SCISSOR WIDE	30-33' ELECT SCISSOR WIDE	\$215.16	\$536.52	\$1,253.28
532310	MANLIFTS	37-40' ELECT SCISSOR WIDE	37-40' ELECT SCISSOR WIDE	\$244.50	\$667.85	\$1,659.87
532310	MANLIFTS	19' ELECT SCISSORLIFT	19' ELECT SCISSORLIFT	\$145.31	\$315.76	\$693.01
532310	MANLIFTS	30-33' ELECTRIC SCISSOR	30-33' ELECTRIC SCISSOR	\$215.16	\$536.52	\$1,253.28
532310	MANLIFTS	30-33' ELECTRIC SCISSOR NARROW	30-33' ELECTRIC SCISSOR NARROW	\$220.76	\$525.34	\$1,229.53
532310	MANLIFTS	20' SINGLE MANLIFT S/P	20' SINGLE MANLIFT S/P	\$122.95	\$328.32	\$874.64
532310	MANLIFTS	20' SINGLE MANLIFT PUSH-TYPE	20' SINGLE MANLIFT PUSH-TYPE	\$110.38	\$292.01	\$785.22
532310	MANLIFTS	20' SINGLE MANLIFT IWP	20' SINGLE MANLIFT IWP	\$108.98	\$287.81	\$789.41
532310	MANLIFTS	40' SINGLE MANLIFT PUSH-TYPE	40' SINGLE MANLIFT PUSH-TYPE	\$202.59	\$507.18	\$1,437.71
532310	MANLIFTS	25' SINGLE MANLIFT IWP	25' SINGLE MANLIFT IWP	\$107.58	\$286.42	\$789.41
532310	MANLIFTS	30' SINGLE MANLIFT IWP	30' SINGLE MANLIFT IWP	\$142.51	\$377.23	\$1,046.50
532310	MANLIFTS	12' SINGLE MANLIFT S/P	12' SINGLE MANLIFT S/P	\$108.98	\$285.02	\$785.22
532310	MANLIFTS	STRADDLE ADAPTOR	STRADDLE ADAPTOR	\$62.87	\$145.31	\$407.97
532310	MANLIFTS	25-27' RT SCISSOR 4WD DSL	25-27' RT SCISSOR 4WD DSL	\$178.84	\$472.24	\$1,211.37
532310	MANLIFTS	25-27' RT SCISSOR 4WD DF	25-27' RT SCISSOR 4WD DF	\$178.84	\$472.24	\$1,211.37
532310	MANLIFTS	30-33' RT SCISSOR 2WD DF	30-33' RT SCISSOR 2WD DF	\$217.96	\$591.00	\$1,488.01
532310	MANLIFTS	30-33' RT SCISSOR 4WD DSL	30-33' RT SCISSOR 4WD DSL	\$217.96	\$591.00	\$1,488.01
532310	MANLIFTS	30-33' RT SCISSOR 4WD DF	30-33' RT SCISSOR 4WD DF	\$217.96	\$591.00	\$1,488.01
532310	MANLIFTS	40' RT SCISSOR 2WD DF	40' RT SCISSOR 2WD DF	\$282.24	\$750.28	\$1,939.30
532310	MANLIFTS	40' RT SCISSOR 4WD DSL	40' RT SCISSOR 4WD DSL	\$282.24	\$750.28	\$1,939.30
532310	MANLIFTS	40' RT SCISSOR 4WD DF	40' RT SCISSOR 4WD DF	\$282.24	\$750.28	\$1,939.30
532310	MANLIFTS	50' RT SCISSOR 2WD DSL	50' RT SCISSOR 2WD DSL	\$382.82	\$1,018.55	\$2,714.74
532310	MANLIFTS	50' RT SCISSOR 4WD DSL	50' RT SCISSOR 4WD DSL	\$382.82	\$1,018.55	\$2,714.74
532310	MANLIFTS	50' RT SCISSOR 4WD DF	50' RT SCISSOR 4WD DF	\$382.82	\$1,018.55	\$2,714.74
532310	MANLIFTS	34' TOWABLE ART MANLIFT GAS	34' TOWABLE ART MANLIFT GAS	\$210.97	\$577.04	\$1,711.56
532310	MANLIFTS	50'TOWABLE ART MANLIFT BF	50'TOWABLE ART MANLIFT BF	\$318.56	\$841.10	\$2,456.26
532310	MANLIFTS	50'TOWABLE ART MANLIFT GAS	50'TOWABLE ART MANLIFT GAS	\$318.56	\$841.10	\$2,456.26
532310	MANLIFTS	50'TOWABLE ART MANLIFT ELEC	50'TOWABLE ART MANLIFT ELEC	\$318.56	\$841.10	\$2,456.26
532310	MANLIFTS	20' ART ELECTRIC MANLIFT	20' ART ELECTRIC MANLIFT	\$213.77	\$575.64	\$1,587.20
532310	MANLIFTS	30' ART ELECT MANLIFT NARROW IIB	30' ART ELECT MANLIFT NARROW IIB	\$282.24	\$762.86	\$2,102.77
532310	MANLIFTS	30' ART ELEC MANLIFT NARROW ROTAIIB	30' ART ELEC MANLIFT NARROW ROTAIIB	\$282.24	\$762.86	\$2,102.77
532310	MANLIFTS	34-35' ART ELECT MANLIFT	34-35' ART ELECT MANLIFT	\$282.24	\$762.86	\$2,102.77
532310	MANLIFTS	34-35' ART MANLIFT ELECT NARROW	34-35' ART MANLIFT ELECT NARROW	\$282.24	\$762.86	\$2,102.77
532310	MANLIFTS	34' ART MANLIFT 4WD DF	34' ART MANLIFT 4WD DF	\$269.65	\$716.75	\$2,017.55
532310	MANLIFTS	34' ART MANLIFT 4WD DSL	34' ART MANLIFT 4WD DSL	\$269.65	\$716.75	\$2,017.55
532310	MANLIFTS	40' STR MANLIFT 2WD DSL	40' STR MANLIFT 2WD DSL	\$304.58	\$822.94	\$2,186.60
532310	MANLIFTS	40' STR MANLIFT 2WD DF	40' STR MANLIFT 2WD DF	\$304.58	\$822.94	\$2,186.60
532310	MANLIFTS	40' STR MANLIFT 4WD DSL	40' STR MANLIFT 4WD DSL	\$304.58	\$822.94	\$2,186.60
532310	MANLIFTS	40' STR MANLIFT 4WD DF	40' STR MANLIFT 4WD DF	\$304.58	\$822.94	\$2,186.60
532310	MANLIFTS	40' STR MANLIFT 4WD DSL W/IIB	40' STR MANLIFT 4WD DSL W/IIB	\$304.58	\$822.94	\$2,186.60
532310	MANLIFTS	40' STR MANLIFT 4WD DF W/IIB	40' STR MANLIFT 4WD DF W/IIB	\$304.58	\$822.94	\$2,186.60
532310	MANLIFTS	40' ART ELECT MANLIFT STD	40' ART ELECT MANLIFT STD	\$307.39	\$933.32	\$2,259.25
532310	MANLIFTS	40' ART ELECT MANLIFT STD W/IIB	40' ART ELECT MANLIFT STD W/IIB	\$307.39	\$933.32	\$2,259.25
532310	MANLIFTS	40' ART ELECT MANLIFT NARROW	40' ART ELECT MANLIFT NARROW	\$307.39	\$933.32	\$2,259.25
532310	MANLIFTS	40' ART ELECT MANLIFT NARROW IIB	40' ART ELECT MANLIFT NARROW IIB	\$307.39	\$933.32	\$2,259.25
532310	MANLIFTS	45' ART ELECT MANLIFT IIB	45' ART ELECT MANLIFT IIB	\$328.33	\$933.32	\$2,450.67
532310	MANLIFTS	45' ART ELECT MANLIFT	45' ART ELECT MANLIFT	\$328.33	\$933.32	\$2,450.67
532310	MANLIFTS	45' ART MANLIFT 2WD DF	45' ART MANLIFT 2WD DF	\$332.52	\$888.60	\$2,355.67
532310	MANLIFTS	45' ART MANLIFT 2WD DF W/IIB	45' ART MANLIFT 2WD DF W/IIB	\$332.52	\$888.60	\$2,355.67
532310	MANLIFTS	45' ART MANLIFT 2WD DSL W/IIB	45' ART MANLIFT 2WD DSL W/IIB	\$332.52	\$888.60	\$2,355.67
532310	MANLIFTS	45' ART MANLIFT 4WD DF	45' ART MANLIFT 4WD DF	\$332.52	\$888.60	\$2,355.67
532310	MANLIFTS	45' ART MANLIFT 4WD DSL	45' ART MANLIFT 4WD DSL	\$332.52	\$888.60	\$2,355.67
532310	MANLIFTS	45' ART MANLIFT 4WD DF W/IIB	45' ART MANLIFT 4WD DF W/IIB	\$332.52	\$888.60	\$2,355.67
532310	MANLIFTS	45' ART MANLIFT 4WD DSL W/IIB	45' ART MANLIFT 4WD DSL W/IIB	\$332.52	\$888.60	\$2,355.67
532310	MANLIFTS	60' ART MANLIFT 2WD DF	60' ART MANLIFT 2WD DF	\$571.46	\$1,584.41	\$4,241.88
532310	MANLIFTS	60' ART MANLIFT 2WD DSL	60' ART MANLIFT 2WD DSL	\$571.46	\$1,584.41	\$4,241.88
532310	MANLIFTS	60' ART MANLIFT 2WD DF W/IIB	60' ART MANLIFT 2WD DF W/IIB	\$571.46	\$1,584.41	\$4,241.88
532310	MANLIFTS	60' ART MANLIFT 4WD DF	60' ART MANLIFT 4WD DF	\$571.46	\$1,584.41	\$4,241.88
532310	MANLIFTS	60' ART MANLIFT 4WD DSL	60' ART MANLIFT 4WD DSL	\$571.46	\$1,584.41	\$4,241.88
532310	MANLIFTS	60' ART MANLIFT 4WD DF W/IIB	60' ART MANLIFT 4WD DF W/IIB	\$571.46	\$1,584.41	\$4,241.88
532310	MANLIFTS	60' ART MANLIFT DSL W/IIB	60' ART MANLIFT DSL W/IIB	\$571.46	\$1,584.41	\$4,241.88
532310	MANLIFTS	60' BAT/GEN MANLIFT 2WD	60' BAT/GEN MANLIFT 2WD	\$571.46	\$1,584.41	\$4,241.88
532310	MANLIFTS	60' BAT/GEN MANLIFT 4WD	60' BAT/GEN MANLIFT 4WD	\$571.46	\$1,584.41	\$4,241.88
532310	MANLIFTS	60' STR MANLIFT 2WD DSL	60' STR MANLIFT 2WD DSL	\$571.46	\$1,584.41	\$4,241.88
532310	MANLIFTS	60' STR MANLIFT 2WD DF	60' STR MANLIFT 2WD DF	\$571.46	\$1,584.41	\$4,241.88
532310	MANLIFTS	60' STR MANLIFT 2WD DSL W/IIB	60' STR MANLIFT 2WD DSL W/IIB	\$571.46	\$1,584.41	\$4,241.88
532310	MANLIFTS	60' STR MANLIFT 4WD DSL	60' STR MANLIFT 4WD DSL	\$571.46	\$1,584.41	\$4,241.88
532310	MANLIFTS	60' STR MANLIFT 4WD DF	60' STR MANLIFT 4WD DF	\$571.46	\$1,584.41	\$4,241.88
532310	MANLIFTS	60' STR MANLIFT 4WD DSL W/IIB	60' STR MANLIFT 4WD DSL W/IIB	\$571.46	\$1,584.41	\$4,241.88
532310	MANLIFTS	60' STR MANLIFT 4WD DF W/IIB	60' STR MANLIFT 4WD DF W/IIB	\$571.46	\$1,584.41	\$4,241.88
532310	MANLIFTS	60' STR MANLIFT TRACK DSL	60' STR MANLIFT TRACK DSL	\$571.46	\$1,584.41	\$4,241.88
532310	MANLIFTS	80' ART MANLIFT 4WD DSL	80' ART MANLIFT 4WD DSL	\$873.24	\$2,380.82	\$6,347.46
532310	MANLIFTS	80' ART MANLIFT 4WD DSL W/IIB	80' ART MANLIFT 4WD DSL W/IIB	\$873.24	\$2,380.82	\$6,347.46
532310	MANLIFTS	80' ART MANLIFT 4WD DF	80' ART MANLIFT 4WD DF	\$873.24	\$2,380.82	\$6,347.46
532310	MANLIFTS	80' STR MANLIFT 2WD DF	80' STR MANLIFT 2WD DF	\$873.24	\$2,380.82	\$6,347.46
532310	MANLIFTS	80' STR MANLIFT 2WD DSL	80' STR MANLIFT 2WD DSL	\$873.24	\$2,380.82	\$6,347.46
532310	MANLIFTS	80' STR MANLIFT 4WD DSL	80' STR MANLIFT 4WD DSL	\$873.24	\$2,380.82	\$6,347.46
532310	MANLIFTS	80' STR MANLIFT 4WD DSL W/IIB	80' STR MANLIFT 4WD DSL W/IIB	\$873.24	\$2,380.82	\$6,347.46
532310	MANLIFTS	80' STR MANLIFT 4WD DF	80' STR MANLIFT 4WD DF	\$873.24	\$2,380.82	\$6,347.46
532310	MANLIFTS	80' STR MANLIFT 4WD DF W/IIB	80' STR MANLIFT 4WD DF W/IIB	\$873.24	\$2,380.82	\$6,347.46
532310	MANLIFTS	120' STR MANLIFT 4WD DSL	120' STR MANLIFT 4WD DSL	\$1,441.89	\$4,023.92	\$11,015.49
532310	MANLIFTS	120' STR MANLIFT 4WD DSL W/IIB	120' STR MANLIFT 4WD DSL W/IIB	\$1,441.89	\$4,074.22	\$11,183.14
532310	MANLIFTS	135' STR MANLIFT 4WD DSL	135' STR MANLIFT 4WD DSL	\$2,151.68	\$5,861.23	\$16,067.74
532310	MANLIFTS	125'-135' ART MANLIFT 4WD DSL	125'-135' ART MANLIFT 4WD DSL	\$2,410.16	\$6,160.23	\$17,694.08
532310	MOTOR GRADERS	120M 138 HP	120M 138 HP	\$919.71	\$2,662.95	\$7,718.36
532310	MOTOR GRADERS	12M 158 HP	12M 158 HP	\$1,021.89	\$2,969.51	\$8,620.04
532310	MOTOR GRADERS	140M 183 HP	140M 183 HP	\$1,142.13	\$3,258.06	\$9,137.01
532310	MOTOR GRADERS	14M 258 HP	14M 258 HP	\$3,544.00	\$7,442.43	\$15,629.09
532310	MOTOR GRADERS	16M 297 HP	16M 297 HP	\$4,361.85	\$9,159.90	\$19,235.81
532310	MOTOR GRADERS	Leeboy 685	Leeboy 685	\$751.40	\$2,176.04	\$6,305.73
532310	PAINTING EQUIPMENT	PAINT SPRAYER EL.4 GPM	PAINT SPRAYER EL.4 GPM	\$96.40	\$264.06	\$722.35
532310	PAINTING EQUIPMENT	TEXTURE SPRAYER	TEXTURE SPRAYER	\$58.68	\$153.68	\$431.73
532310	PAINTING EQUIPMENT	HVLP PAINT SPRAYER	HVLP PAINT SPRAYER	\$22.36	\$61.47	\$162.07
532310	PAINTING EQUIPMENT	PAINT SPRAYER EL.6 GPM	PAINT SPRAYER EL.6 GPM	\$139.72	\$378.63	\$1,054.87
532310	PAINTING EQUIPMENT	PAINT SPRAYER GAS	PAINT SPRAYER GAS	\$138.32	\$370.25	\$1,033.91

Rentals (continued)...						
SIN	Manufacturer Name	Manufacturer Part #	Product Description	Daily GSA Price (Incl IFF)	Weekly GSA Price (Incl IFF)	Monthly GSA Price (Incl IFF)
532310	PAINTING EQUIPMENT	GAS PARKING LOT STRIPER	GAS PARKING LOT STRIPER	\$143.90	\$384.22	\$1,075.84
532310	PAINTING EQUIPMENT	PNEU PAINT SPRAYER4100PSI	PNEU PAINT SPRAYER4100PSI	\$143.90	\$259.87	\$726.53
532310	PRESSURE WASHERS	1300PSI ELECTRIC 110V HOT WATER WASHER	1300PSI ELECTRIC 110V HOT WATER WASHER	\$136.92	\$374.44	\$1,031.13
532310	PRESSURE WASHERS	2000PSI GAS COLD WATER PRESSURE WASHER	2000PSI GAS COLD WATER PRESSURE WASHER	\$64.26	\$177.43	\$487.62
532310	PRESSURE WASHERS	2000PSI GAS HOT WATER PRESSURE WASHER	2000PSI GAS HOT WATER PRESSURE WASHER	\$160.68	\$444.29	\$1,240.71
532310	PRESSURE WASHERS	2500PSI GAS COLD WATER PRESSURE WASHER	2500PSI GAS COLD WATER PRESSURE WASHER	\$65.66	\$185.82	\$508.57
532310	PRESSURE WASHERS	2500PSI GAS HOT WATER PRESSURE WASHER	2500PSI GAS HOT WATER PRESSURE WASHER	\$160.68	\$437.31	\$1,232.32
532310	PRESSURE WASHERS	3000PSI GAS COLD WATER PRESSURE WASHER	3000PSI GAS COLD WATER PRESSURE WASHER	\$76.85	\$247.29	\$690.21
532310	PRESSURE WASHERS	3000PSI GAS HOT WATER PRESSURE WASHER	3000PSI GAS HOT WATER PRESSURE WASHER	\$160.68	\$440.11	\$1,226.73
532310	PRESSURE WASHERS	3000PSI ELECT 220V HOT PRESSURE WASHER	3000PSI ELECT 220V HOT PRESSURE WASHER	\$163.47	\$444.29	\$1,251.89
532310	PRESSURE WASHERS	3500PSI GAS COLD WATER PRESSURE WASHER	3500PSI GAS COLD WATER PRESSURE WASHER	\$78.24	\$250.09	\$694.41
532310	PRESSURE WASHERS	3500PSI GAS HOT WATER PRESSURE WASHER	3500PSI GAS HOT WATER PRESSURE WASHER	\$164.87	\$445.69	\$1,256.07
532310	PRESSURE WASHERS	3500PSI 20HP HOT WATER PRESSURE WASHER	3500PSI 20HP HOT WATER PRESSURE WASHER	\$187.21	\$505.77	\$1,423.74
532310	PRESSURE WASHERS	3500PSI 250G TOWABLE PRESSURE WASHER HOT	3500PSI 250G TOWABLE PRESSURE WASHER HOT	\$208.18	\$533.71	\$1,500.58
532310	PRESSURE WASHERS	4000PSI GAS COLD WATER PRESSURE WASHER	4000PSI GAS COLD WATER PRESSURE WASHER	\$136.92	\$374.44	\$1,029.72
532310	PRESSURE WASHERS	5000PSI GAS COLD WATER PRESSURE WASHER	5000PSI GAS COLD WATER PRESSURE WASHER	\$213.77	\$575.64	\$1,610.96
532310	RIGGING EQUIPMENT	12 TON RIGGER SET NYLON	12 TON RIGGER SET NYLON	\$120.16	\$294.79	\$564.46
532310	RIGGING EQUIPMENT	15 TON RIGGER SET	15 TON RIGGER SET	\$47.51	\$128.52	\$359.07
532310	RIGGING EQUIPMENT	30 TON RIGGER	30 TON RIGGER	\$54.49	\$149.49	\$416.36
532310	RIGGING EQUIPMENT	60 TON RIGGER	60 TON RIGGER	\$88.02	\$230.53	\$646.89
532310	RIGGING EQUIPMENT	PIPE CART SUMNER CRICKET	PIPE CART SUMNER CRICKET	\$15.37	\$39.11	\$107.58
532310	RIGGING EQUIPMENT	3 TON ROLL-A-LIFT	3 TON ROLL-A-LIFT	\$72.65	\$192.80	\$540.71
532310	RIGGING EQUIPMENT	DRUM DOLLY	DRUM DOLLY	\$15.37	\$39.11	\$107.58
532310	RIGGING EQUIPMENT	DUCT JACK/MATERIAL 18'-23'	DUCT JACK/MATERIAL 18'-23'	\$69.85	\$191.41	\$526.74
532310	RIGGING EQUIPMENT	DUCT JACK/MATERIAL 8'-9'	DUCT JACK/MATERIAL 8'-9'	\$47.51	\$127.13	\$356.28
532310	RIGGING EQUIPMENT	DUCT JACK/MATERIAL 24'+	DUCT JACK/MATERIAL 24'+	\$71.25	\$191.41	\$536.52
532310	RIGGING EQUIPMENT	DUCT JACK/MATERIAL 10'-14'	DUCT JACK/MATERIAL 10'-14'	\$58.68	\$153.68	\$428.94
532310	RIGGING EQUIPMENT	ROUSTABOUT HANGER	ROUSTABOUT HANGER	\$96.40	\$255.68	\$713.96
532310	RIGGING EQUIPMENT	PIPE DOLLY	PIPE DOLLY	\$27.94	\$75.44	\$213.77
532310	RIGGING EQUIPMENT	DUCT JACK/MATERIAL TELESCOPING 18'	DUCT JACK/MATERIAL TELESCOPING 18'	\$107.58	\$286.42	\$800.58
532310	RIGGING EQUIPMENT	DUCT JACK/MATERIAL 15'-17'	DUCT JACK/MATERIAL 15'-17'	\$68.45	\$177.43	\$515.56
532310	RIGGING EQUIPMENT	SCREW JACK	SCREW JACK	\$15.37	\$39.11	\$107.58
532310	RIGGING EQUIPMENT	5 TON TOE RAILROAD JACK	5 TON TOE RAILROAD JACK	\$27.94	\$75.44	\$213.77
532310	RIGGING EQUIPMENT	15 TON RAILROAD JACK	15 TON RAILROAD JACK	\$41.91	\$115.96	\$319.95
532310	RIGGING EQUIPMENT	9' - 11' DRYWALL LIFT	9' - 11' DRYWALL LIFT	\$32.13	\$86.62	\$236.12
532310	RIGGING EQUIPMENT	LIGHT EQUIP ALUM RAMP	LIGHT EQUIP ALUM RAMP	\$34.92	\$92.21	\$258.48
532310	RIGGING EQUIPMENT	APPLIANCE TRUCK 1200 LB DOLLY	APPLIANCE TRUCK 1200 LB DOLLY	\$23.75	\$64.25	\$178.84
532310	RIGGING EQUIPMENT	5 TON HYD TOE JACK	5 TON HYD TOE JACK	\$27.94	\$75.44	\$213.77
532310	RIGGING EQUIPMENT	AUTO START CONTROL	AUTO START CONTROL	\$60.07	\$159.27	\$447.09
532310	SWEEPERS & BROOMS	SWEEPER W/B	SWEEPER W/B	\$118.75	\$315.76	\$880.23
532310	SWEEPERS & BROOMS	SWEEPER RIDE-ON GAS	SWEEPER RIDE-ON GAS	\$377.24	\$1,012.96	\$2,832.11
532310	SWEEPERS & BROOMS	SCRUBBER W/B 28" PATH	SCRUBBER W/B 28" PATH	\$273.84	\$729.33	\$2,056.66
532310	SWEEPERS & BROOMS	SCRUBBER RIDE-ON	SCRUBBER RIDE-ON	\$614.77	\$1,644.49	\$4,654.06
532310	SWEEPERS & BROOMS	SWEEPER/SCRUBBER	SWEEPER/SCRUBBER	\$704.18	\$1,872.23	\$5,280.00
532310	SWEEPERS & BROOMS	SWEEPER RIDE-ON DIESEL	SWEEPER RIDE-ON DIESEL	\$424.75	\$1,134.51	\$3,188.39
532310	SWEEPERS & BROOMS	8' STREET BROOM 3 WHEEL UNIT	8' STREET BROOM 3 WHEEL UNIT	\$240.31	\$797.79	\$2,234.11
532310	SWEEPERS & BROOMS	WALK BEHIND STREET BROOM	WALK BEHIND STREET BROOM	\$118.75	\$315.76	\$885.81
532310	SWEEPERS & BROOMS	6' STREET BROOM	6' STREET BROOM	\$240.31	\$797.79	\$2,234.11
532310	SWEEPERS & BROOMS	SWEEPER/BROOM	SWEEPER/BROOM	\$100.59	\$278.04	\$771.24
532310	SCRAPERS	613C 33,700 LB	613C 33,700 LB	\$1,683.13	\$4,207.82	\$12,383.05
532310	SCRAPERS	615C 56,500 LB	615C 56,500 LB	\$1,911.55	\$5,542.31	\$16,079.93
532310	SCRAPERS	623G	623G	\$5,066.54	\$10,639.75	\$23,684.09
532310	SCRAPERS	627G	627G	\$6,043.85	\$12,692.08	\$28,252.58
532310	SCRAPERS	631G	631G	\$6,943.99	\$14,582.40	\$32,460.42
532310	SKID STEER LOADERS	DINGO SKIDSTEER LOADER	DINGO SKIDSTEER LOADER	\$177.44	\$494.60	\$1,372.04
532310	SKID STEER LOADERS	DINGO TRACK SKIDSTEER LOADER	DINGO TRACK SKIDSTEER LOADER	\$202.59	\$551.89	\$1,528.52
532310	SKID STEER LOADERS	DINGO DSL TRACK SKIDSTEER LOADER	DINGO DSL TRACK SKIDSTEER LOADER	\$220.76	\$632.92	\$1,696.19
532310	SKID STEER LOADERS	700LB SKIDSTEER LOADER	700LB SKIDSTEER LOADER	\$208.18	\$572.84	\$1,581.62
532310	SKID STEER LOADERS	700LB SKIDSTEER LOADER CAB	700LB SKIDSTEER LOADER CAB	\$208.18	\$572.84	\$1,581.62
532310	SKID STEER LOADERS	1350LB SKIDSTEER LOADER	1350LB SKIDSTEER LOADER	\$254.29	\$741.90	\$1,965.84
532310	SKID STEER LOADERS	1500LB SKIDSTEER LOADER	1500LB SKIDSTEER LOADER	\$254.29	\$741.90	\$1,965.84
532310	SKID STEER LOADERS	1500LB SKIDSTEER LOADER CAB	1500LB SKIDSTEER LOADER CAB	\$254.29	\$741.90	\$1,965.84
532310	SKID STEER LOADERS	1750LB SKIDSTEER LOADER	1750LB SKIDSTEER LOADER	\$254.29	\$741.90	\$1,965.84
532310	SKID STEER LOADERS	1750LB SKIDSTEER LOADER CAB	1750LB SKIDSTEER LOADER CAB	\$254.29	\$741.90	\$1,965.84
532310	SKID STEER LOADERS	1900LB TRACK SKIDSTEER LOADER	1900LB TRACK SKIDSTEER LOADER	\$350.69	\$971.03	\$2,540.10
532310	SKID STEER LOADERS	1900LB TRACK SKIDSTEER W/ CAB	1900LB TRACK SKIDSTEER W/ CAB	\$350.69	\$971.03	\$2,540.10
532310	SKID STEER LOADERS	2000LB TRACK SKIDSTEER LOADER	2000LB TRACK SKIDSTEER LOADER	\$350.69	\$971.03	\$2,540.10
532310	SKID STEER LOADERS	2500LB TRACK SKIDSTEER LOADER	2500LB TRACK SKIDSTEER LOADER	\$483.43	\$1,346.89	\$3,417.54
532310	SKID STEER LOADERS	2500LB TRACK SKIDSTEER LOADER CAB	2500LB TRACK SKIDSTEER LOADER CAB	\$483.43	\$1,346.89	\$3,417.54
532310	SKID STEER LOADERS	3800LB TRACK SKID STEER (MULTI TERRAIN)	3800LB TRACK SKID STEER (MULTI TERRAIN)	\$721.33	\$2,164.02	\$4,117.65
532310	SKID STEER LOADERS	4000LB TRACK SKID STEER (MULTI TERRAIN)	4000LB TRACK SKID STEER (MULTI TERRAIN)	\$841.56	\$2,224.13	\$4,328.05
532310	SKID STEER LOADERS	2200LB SKIDSTEER HIGH FLOW	2200LB SKIDSTEER HIGH FLOW	\$282.24	\$827.13	\$2,108.36
532310	SKID STEER LOADERS	2400LB	2400LB	\$347.90	\$983.62	\$2,650.48
532310	SKID STEER LOADERS	2400LB SKIDSTEER LOADER CAB	2400LB SKIDSTEER LOADER CAB	\$347.90	\$983.62	\$2,650.48
532310	SKID STEER LOADERS	2400LB SKIDSTEER HIGH FLOW HYD	2400LB SKIDSTEER HIGH FLOW HYD	\$347.90	\$983.62	\$2,650.48
532310	SKID STEER LOADERS	2400LB SKIDSTEER HIGH FLOW CAB	2400LB SKIDSTEER HIGH FLOW CAB	\$347.90	\$983.62	\$2,650.48
532310	SKID STEER LOADERS	2800LB SKIDSTEER LOADER	2800LB SKIDSTEER LOADER	\$459.68	\$1,142.89	\$3,381.21
532310	SKID STEER LOADERS	216, 226 SKIDSTEER LOADER	216, 226 SKIDSTEER LOADER	\$174.32	\$510.94	\$1,478.75
532310	SKID STEER LOADERS	236, 246 SKIDSTEER LOADER	236, 246 SKIDSTEER LOADER	\$204.37	\$601.12	\$1,737.23
532310	SKID STEER LOADERS	242 (vert. lift) SKIDSTEER LOADER	242 (vert. lift) SKIDSTEER LOADER	\$222.41	\$643.19	\$1,863.46
532310	SKID STEER LOADERS	252, 262 (vert. lift) SKIDSTEER LOADER	252, 262 (vert. lift) SKIDSTEER LOADER	\$234.44	\$685.26	\$1,995.71
532310	SKID STEER LOADERS	247 (MTL) SKIDSTEER LOADER	247 (MTL) SKIDSTEER LOADER	\$336.62	\$973.79	\$2,831.26
532310	SKID STEER LOADERS	257 (MTL), 259 (CTL) SKIDSTEER LOADER	257 (MTL), 259 (CTL) SKIDSTEER LOADER	\$372.70	\$1,082.01	\$3,137.83
532310	SKID STEER LOADERS	279 (CTL) SKIDSTEER LOADER	279 (CTL) SKIDSTEER LOADER	\$456.85	\$1,328.46	\$3,859.18
532310	SKID STEER LOADERS	287 (MTL), 289 (CTL) SKIDSTEER LOADER	287 (MTL), 289 (CTL) SKIDSTEER LOADER	\$583.08	\$1,683.12	\$4,887.09
532310	SKID STEER LOADERS	297 (MTL), 299 (CTL) SKIDSTEER LOADER	297 (MTL), 299 (CTL) SKIDSTEER LOADER	\$613.14	\$1,773.29	\$5,145.57
532310	SNAKES	SIDING BRAKE	SIDING BRAKE	\$47.51	\$129.93	\$360.47
532310	SNAKES	METAL DETECTOR	METAL DETECTOR	\$23.75	\$65.66	\$178.84

Rentals (continued)...							
SIN	Manufacturer Name	Manufacturer Part #	Product Description	Daily GSA Price (Incl IFF)	Weekly GSA Price (Incl IFF)	Monthly GSA Price (Incl IFF)	
532310	SNAKES	LARGE EEL SEWER SNAKE	LARGE EEL SEWER SNAKE	\$47.51	\$132.73	\$357.67	
532310	SNAKES	RODRUNNER/CABLE EEL SEWER SNAKE	RODRUNNER/CABLE EEL SEWER SNAKE	\$51.70	\$145.31	\$406.58	
532310	SNAKES	ELECT SEWER JET 1500 PSI	ELECT SEWER JET 1500 PSI	\$83.83	\$227.74	\$632.93	
532310	SNAKES	MEDIUM EEL SEWER SNAKE	MEDIUM EEL SEWER SNAKE	\$37.72	\$97.79	\$269.65	
532310	SNAKES	SMALL EEL SEWER SNAKE	SMALL EEL SEWER SNAKE	\$32.13	\$86.62	\$233.33	
532310	SNAKES	DRILL-POWERED EEL SEWER SNAKE	DRILL-POWERED EEL SEWER SNAKE	\$22.36	\$61.47	\$160.68	
532310	SNAKES	RM500 540 HP ASPHALT 16" DEPTH	RM500 540 HP ASPHALT 16" DEPTH	\$6,270.17	\$13,167.37	\$27,651.47	
532310	SNAKES	RM300 350 HP SOILS 20" DEPTH	RM300 350 HP SOILS 20" DEPTH	\$5,179.70	\$10,877.38	\$22,842.51	
532310	STONE SPREADER	R600C	R600C	\$186.35	\$534.99	\$1,544.88	
532310	STONE SPREADER	20' STORAGE CONTAINER	20' STORAGE CONTAINER	\$127.14	\$139.72	\$363.26	
532310	STONE SPREADER	PORTABLE JOB / GANG BOX	PORTABLE JOB / GANG BOX	\$12.57	\$32.13	\$90.82	
532310	STONE SPREADER	SPIDER BOX TPB50P	SPIDER BOX TPB50P	\$46.10	\$122.94	\$345.10	
532310	TELESCOPIC HANDLERS	TH255, 18", 10,800 lbs	TH255, 18", 10,800 lbs	\$258.48	\$757.39	\$2,188.07	
532310	TELESCOPIC HANDLERS	TH407, 24", 17,000 lbs	TH407, 24", 17,000 lbs	\$282.52	\$823.53	\$2,380.42	
532310	TELESCOPIC HANDLERS	TL642, 42", 23,100 lbs	TL642, 42", 23,100 lbs	\$366.68	\$1,057.96	\$3,071.71	
532310	TELESCOPIC HANDLERS	TL943, 43", 26,100 lbs	TL943, 43", 26,100 lbs	\$414.77	\$1,196.21	\$3,474.47	
532310	TELESCOPIC HANDLERS	TL1055, 55", 34,700 lbs	TL1055, 55", 34,700 lbs	\$721.33	\$1,923.57	\$4,929.18	
532310	TELESCOPIC HANDLERS	Bucket 1.25 cyd	Bucket 1.25 cyd	\$36.80	\$77.28	\$162.30	
532310	TRACK-TYPE LOADERS	953D 34,300 lbs	953D 34,300 lbs	\$1,051.95	\$3,047.66	\$8,836.44	
532310	TRACK-TYPE LOADERS	963D 44,750 lbs	963D 44,750 lbs	\$1,316.44	\$3,811.08	\$11,048.56	
532310	TRACK TYPE TRACTORS (DOZERS)	60-69HP CRAWLER DOZER	60-69HP CRAWLER DOZER	\$525.34	\$1,351.07	\$3,819.93	
532310	TRACK TYPE TRACTORS (DOZERS)	70-79HP CRAWLER DOZER	70-79HP CRAWLER DOZER	\$570.05	\$1,609.56	\$4,246.08	
532310	TRACK TYPE TRACTORS (DOZERS)	70-79HP CRAWLER DOZER WIDE TRACK LGP	70-79HP CRAWLER DOZER WIDE TRACK LGP	\$570.05	\$1,609.56	\$4,246.08	
532310	TRACK TYPE TRACTORS (DOZERS)	80-89HP CRAWLER DOZER	80-89HP CRAWLER DOZER	\$641.31	\$1,732.51	\$4,986.59	
532310	TRACK TYPE TRACTORS (DOZERS)	90-100HP CRAWLER DOZER	90-100HP CRAWLER DOZER	\$750.29	\$2,066.45	\$5,619.52	
532310	TRACK TYPE TRACTORS (DOZERS)	90-100HP CRAWLER DOZER WIDE TRACK LGP	90-100HP CRAWLER DOZER WIDE TRACK LGP	\$750.29	\$2,066.45	\$5,619.52	
532310	TRACK TYPE TRACTORS (DOZERS)	140-150HP CRAWLER DOZER	140-150HP CRAWLER DOZER	\$922.15	\$2,861.45	\$8,381.77	
532310	TRACK TYPE TRACTORS (DOZERS)	130HP CRAWLER LOADER	130HP CRAWLER LOADER	\$1,105.18	\$2,936.91	\$7,940.26	
532310	TRACK TYPE TRACTORS (DOZERS)	D3K XL 17,200 lbs CRAWLER DOZER	D3K XL 17,200 lbs CRAWLER DOZER	\$631.16	\$1,863.46	\$4,959.23	
532310	TRACK TYPE TRACTORS (DOZERS)	D3K LGP 17,850 lbs CRAWLER DOZER	D3K LGP 17,850 lbs CRAWLER DOZER	\$751.40	\$1,893.51	\$5,289.84	
532310	TRACK TYPE TRACTORS (DOZERS)	D5K XL 20,750 lbs CRAWLER DOZER	D5K XL 20,750 lbs CRAWLER DOZER	\$763.42	\$2,194.08	\$6,341.79	
532310	TRACK TYPE TRACTORS (DOZERS)	D5K LGP 21,400 lbs CRAWLER DOZER	D5K LGP 21,400 lbs CRAWLER DOZER	\$883.64	\$2,524.70	\$7,183.38	
532310	TRACK TYPE TRACTORS (DOZERS)	D5K LGP RAKE CRAWLER DOZER	D5K LGP RAKE CRAWLER DOZER	\$877.62	\$2,548.74	\$7,399.77	
532310	TRACK TYPE TRACTORS (DOZERS)	D6K LGP VPAT 29,700 lbs CRAWLER DOZER	D6K LGP VPAT 29,700 lbs CRAWLER DOZER	\$1,082.01	\$3,246.04	\$8,656.11	
532310	TRACK TYPE TRACTORS (DOZERS)	D6N LGP VPAT 39,750 lbs CRAWLER DOZER	D6N LGP VPAT 39,750 lbs CRAWLER DOZER	\$1,262.35	\$3,606.71	\$10,459.47	
532310	TRACK TYPE TRACTORS (DOZERS)	D6T XL 45,100 lbs CRAWLER DOZER	D6T XL 45,100 lbs CRAWLER DOZER	\$1,803.35	\$4,328.05	\$11,541.48	
532310	TRACK TYPE TRACTORS (DOZERS)	D6T LGP 48,600 lbs CRAWLER DOZER	D6T LGP 48,600 lbs CRAWLER DOZER	\$2,404.47	\$4,808.95	\$12,984.16	
532310	TRACK TYPE TRACTORS (DOZERS)	D7E CRAWLER DOZER	D7E CRAWLER DOZER	\$4,498.17	\$9,446.15	\$19,836.92	
532310	TRACK TYPE TRACTORS (DOZERS)	D7ELGP CRAWLER DOZER	D7ELGP CRAWLER DOZER	\$4,907.08	\$10,304.90	\$21,640.27	
532310	TRACK TYPE TRACTORS (DOZERS)	D8T 84,900 lbs CRAWLER DOZER	D8T 84,900 lbs CRAWLER DOZER	\$5,316.01	\$11,163.64	\$23,443.64	
532310	TRACK TYPE TRACTORS (DOZERS)	D9T CRAWLER DOZER	D9T CRAWLER DOZER	\$6,433.74	\$13,510.86	\$28,372.81	
532310	TRAILERS	WALK-BEHIND TRENCHER TRAILER	WALK-BEHIND TRENCHER TRAILER	\$36.32	\$97.79	\$265.46	
532310	TRAILERS	TILLER TRAILER	TILLER TRAILER	\$36.32	\$96.40	\$264.07	
532310	TRAILERS	WALK-BEHIND STUMP GRINDER TRAILER	WALK-BEHIND STUMP GRINDER TRAILER	\$34.92	\$90.81	\$248.70	
532310	TRAILERS	6' WIDE SINGLE AXLE EQUIPMENT TRAILER	6' WIDE SINGLE AXLE EQUIPMENT TRAILER	\$47.51	\$129.93	\$360.47	
532310	TRAILERS	6' X 14' TANDEM AXLE EQUIPMENT TRAILER	6' X 14' TANDEM AXLE EQUIPMENT TRAILER	\$69.85	\$190.02	\$521.15	
532310	TRAILERS	6' X 18' TANDEM AXLE EQUIPMENT TRAILER	6' X 18' TANDEM AXLE EQUIPMENT TRAILER	\$69.85	\$191.41	\$529.53	
532310	TRAILERS	4' X 8' UTILITY TRAILER	4' X 8' UTILITY TRAILER	\$34.92	\$97.79	\$261.27	
532310	TRAILERS	6' X 10' UTILITY TRAILER	6' X 10' UTILITY TRAILER	\$48.90	\$131.32	\$360.47	
532310	TRAILERS	6' X 12' UTILITY TRAILER	6' X 12' UTILITY TRAILER	\$48.90	\$138.31	\$381.43	
532310	TRAILERS	4' X 9' LIFT BED SINGLE AXLE TRAILER	4' X 9' LIFT BED SINGLE AXLE TRAILER	\$50.29	\$132.73	\$374.44	
532310	TRAILERS	6' X 10' LIFT BED SINGLE AXLE TRAILER	6' X 10' LIFT BED SINGLE AXLE TRAILER	\$72.65	\$195.60	\$542.11	
532310	TRAILERS	6' X 12' LIFT BED TANDEM AXLE TRAILER	6' X 12' LIFT BED TANDEM AXLE TRAILER	\$72.65	\$199.79	\$547.70	
532310	TRAILERS	2 YARD SINGLE AXLE DUMP TRAILER	2 YARD SINGLE AXLE DUMP TRAILER	\$72.65	\$203.99	\$553.29	
532310	TRAILERS	4 YARD TANDEM AXLE DUMP TRAILER	4 YARD TANDEM AXLE DUMP TRAILER	\$96.40	\$264.06	\$725.14	
532310	TRAILERS	WATER TRAILER 500 GALLON W/ PUMP	WATER TRAILER 500 GALLON W/ PUMP	\$110.38	\$305.97	\$843.90	
532310	TRENCHERS	12" WALK BEHIND TRENCHER	12" WALK BEHIND TRENCHER	\$104.78	\$303.18	\$853.68	
532310	TRENCHERS	24" WALK BEHIND TRENCHER	24" WALK BEHIND TRENCHER	\$142.51	\$400.99	\$1,106.58	
532310	TRENCHERS	36" WALK BEHIND TRENCHER	36" WALK BEHIND TRENCHER	\$178.84	\$512.77	\$1,413.96	
532310	TRENCHERS	48" WALK BEHIND TRENCHER	48" WALK BEHIND TRENCHER	\$213.77	\$666.45	\$1,925.33	
532310	TRENCHERS	RIDE ON TRENCHER 35HP-45HP	RIDE ON TRENCHER 35HP-45HP	\$367.46	\$1,017.15	\$2,839.10	
532310	TRENCHERS	RIDE ON TRENCHER 35HP-45HP W/BACKHOE	RIDE ON TRENCHER 35HP-45HP W/BACKHOE	\$472.24	\$1,251.88	\$3,516.74	
532310	TRENCHERS	VIBRATORY PLOW W/B DSL 42HP	VIBRATORY PLOW W/B DSL 42HP	\$353.48	\$950.09	\$2,678.42	
532310	TRENCHERS	VIBRATORY PLOW W/B GAS 20HP	VIBRATORY PLOW W/B GAS 20HP	\$234.72	\$628.73	\$1,770.24	
532310	TRENCHERS	60HP TRENCHER W/ROCKWHEEL	60HP TRENCHER W/ROCKWHEEL	\$1,559.26	\$3,465.03	\$7,782.38	
532310	TRENCHERS	80HP RIDE ON TRENCHER	80HP RIDE ON TRENCHER	\$704.18	\$1,886.21	\$5,307.95	
532310	TRENCHERS	36" ROCKWHEEL ATTACHMENT	36" ROCKWHEEL ATTACHMENT	\$1,134.52	\$2,439.50	\$6,829.48	
532310	TRENCHERS	120HP RIDE ON TRENCHER	120HP RIDE ON TRENCHER	\$1,032.52	\$2,766.44	\$7,786.57	
532310	VACUUM TRUCKS	VACUUM EXCAVATOR 550GAL	VACUUM EXCAVATOR 550GAL	\$549.09	\$1,469.84	\$4,139.88	
532310	VACUUM TRUCKS	VACUUM EXCAVATOR 800GAL	VACUUM EXCAVATOR 800GAL	\$283.63	\$754.47	\$2,122.33	
532310	VACUUM TRUCKS	SMALL CHIPPER/MULCHER	SMALL CHIPPER/MULCHER	\$96.40	\$293.40	\$739.11	
532310	VIBRATORY ROLLERS	CP323C, 7.5 TON, 10,200 lbs	CP323C, 7.5 TON, 10,200 lbs	\$384.72	\$1,112.06	\$3,221.99	
532310	VIBRATORY ROLLERS	CP433E, 15 TON, 15,900 lbs	CP433E, 15 TON, 15,900 lbs	\$456.85	\$1,328.46	\$3,853.17	
532310	VIBRATORY ROLLERS	CP563E, 30 TON, 24,900 lbs	CP563E, 30 TON, 24,900 lbs	\$745.38	\$2,158.01	\$6,251.63	
532310	VIBRATORY ROLLERS	CS323C, 7.5 TON, 9,700 lbs	CS323C, 7.5 TON, 9,700 lbs	\$384.72	\$1,112.06	\$3,221.99	
532310	VIBRATORY ROLLERS	CS423E, 15 TON, 15,200 lbs	CS423E, 15 TON, 15,200 lbs	\$456.85	\$1,328.46	\$3,853.17	
532310	VIBRATORY ROLLERS	CS563E, 30 TON, 25,000 lbs	CS563E, 30 TON, 25,000 lbs	\$745.38	\$2,158.01	\$6,251.63	
532310	WHEEL LOADERS	.8 CYD ARTICULATED WHEEL LOADER	.8 CYD ARTICULATED WHEEL LOADER	\$330.61	\$961.77	\$2,674.98	
532310	WHEEL LOADERS	1.2 CYD ARTICULATED WHEEL LOADER	1.2 CYD ARTICULATED WHEEL LOADER	\$420.79	\$1,160.15	\$3,185.92	

Rentals (continued)...						
SIN	Manufacturer Name	Manufacturer Part #	Product Description	Daily GSA Price (Incl IFF)	Weekly GSA Price (Incl IFF)	Monthly GSA Price (Incl IFF)
532310	WHEEL LOADERS	1.4 CYD ARTICULATED WHEEL LOADER	1.4 CYD ARTICULATED WHEEL LOADER	\$420.79	\$1,172.17	\$3,456.43
532310	WHEEL LOADERS	2-1/4 YD ARTIC WHEEL LOADER	2-1/4 YD ARTIC WHEEL LOADER	\$526.74	\$1,689.20	\$4,487.79
532310	WHEEL LOADERS	2-3/4 - 3 YD ARTIC WHEEL LOADER	2-3/4 - 3 YD ARTIC WHEEL LOADER	\$617.55	\$1,753.47	\$4,596.77
532310	WHEEL LOADERS	3.5 CYD ARTICULATED WHEEL LOADER	3.5 CYD ARTICULATED WHEEL LOADER	\$1,499.39	\$3,148.71	\$6,612.30
532310	WHEEL LOADERS	4 YD ARTIC LOADER	4 YD ARTIC LOADER	\$635.72	\$2,340.29	\$6,612.92
532310	WHEEL LOADERS	5.25 CYD ARTICULATED WHEEL LOADER	5.25 CYD ARTICULATED WHEEL LOADER	\$2,546.13	\$5,346.87	\$11,902.15
532310	WHEEL LOADERS	7.5 CYD ARTICULATED WHEEL LOADER	7.5 CYD ARTICULATED WHEEL LOADER	\$3,780.62	\$7,939.29	\$17,672.90
532310	WHEEL LOADERS	9.0 CYD ARTICULATED WHEEL LOADER	9.0 CYD ARTICULATED WHEEL LOADER	\$6,429.62	\$13,502.22	\$30,055.95
532310	WHEEL LOADERS	906H 12,500 lbs WHEEL LOADER	906H 12,500 lbs WHEEL LOADER	\$396.74	\$1,148.13	\$3,324.18
532310	WHEEL LOADERS	928G 27,800 lbs WHEEL LOADER	928G 27,800 lbs WHEEL LOADER	\$595.10	\$1,731.21	\$5,019.34
532310	WHEEL LOADERS	938H 33,000 lbs WHEEL LOADER	938H 33,000 lbs WHEEL LOADER	\$781.45	\$2,266.21	\$6,564.21
532310	WHEEL LOADERS	950H 40,400 lbs WHEEL LOADER	950H 40,400 lbs WHEEL LOADER	\$1,039.93	\$3,017.60	\$8,746.28
532310	WHEEL LOADERS	962H 41,800 lbs WHEEL LOADER	962H 41,800 lbs WHEEL LOADER	\$1,160.15	\$3,372.26	\$9,774.19
532310	WHEEL LOADERS	966H 51,500 lbs WHEEL LOADER	966H 51,500 lbs WHEEL LOADER	\$1,370.55	\$3,967.38	\$11,511.43
532310	WHEEL LOADERS	972H 56,200 lbs WHEEL LOADER	972H 56,200 lbs WHEEL LOADER	\$1,436.68	\$4,171.75	\$12,094.51
532310	WATER PUMPS	4" DIESEL DOUBLE DIAPHRAGM PUMP	4" DIESEL DOUBLE DIAPHRAGM PUMP	\$150.89	\$367.46	\$1,038.12
532310	WATER PUMPS	4" DIESEL SELF-PRIMING TRASH PUMP	4" DIESEL SELF-PRIMING TRASH PUMP	\$184.43	\$490.41	\$1,384.61
532310	WATER PUMPS	6" ELECTRIC SELF-PRIMING TRASH PUMP	6" ELECTRIC SELF-PRIMING TRASH PUMP	\$276.64	\$734.92	\$2,076.23
532310	WATER PUMPS	6" DIESEL SELF-PRIMING TRASH PUMP	6" DIESEL SELF-PRIMING TRASH PUMP	\$276.64	\$747.50	\$2,072.04
532310	WATER PUMPS	SUBMERSIBLE PUMP FLOOR LEVEL INTAKE	SUBMERSIBLE PUMP FLOOR LEVEL INTAKE	\$36.32	\$96.40	\$268.26
532310	WATER PUMPS	2" 1HP SUBMERSIBLE DEWATERING PUMP	2" 1HP SUBMERSIBLE DEWATERING PUMP	\$41.91	\$115.96	\$321.35
532310	WATER PUMPS	3" 2HP SUBMERSIBLE DEWATERING PUMP 115V	3" 2HP SUBMERSIBLE DEWATERING PUMP 115V	\$58.68	\$162.07	\$449.89
532310	WATER PUMPS	2" GAS TRASH PUMP	2" GAS TRASH PUMP	\$47.51	\$132.73	\$363.26
532310	WATER PUMPS	2" GAS TRASH PUMP HIGH PRESSURE	2" GAS TRASH PUMP HIGH PRESSURE	\$67.06	\$156.48	\$498.79
532310	WATER PUMPS	3" GAS TRASH PUMP	3" GAS TRASH PUMP	\$58.68	\$160.66	\$442.90
532310	WATER PUMPS	4" GAS TRASH PUMP	4" GAS TRASH PUMP	\$99.19	\$269.64	\$760.07
532310	WATER PUMPS	1" CENTRIFUGAL PUMP	1" CENTRIFUGAL PUMP	\$26.54	\$72.64	\$209.57
532310	WATER PUMPS	2" GAS DIAPHRAGM PUMP	2" GAS DIAPHRAGM PUMP	\$47.51	\$129.93	\$359.07
532310	WATER PUMPS	3" GAS DIAPHRAGM PUMP	3" GAS DIAPHRAGM PUMP	\$58.68	\$163.47	\$442.90
532310	WATER PUMPS	4" SUBMERSIBLE PUMP	4" SUBMERSIBLE PUMP	\$185.82	\$578.42	\$1,623.54
532310	WATER PUMPS	HYDROSTATIC TEST PUMP ELECT 3GPM 500PSI	HYDROSTATIC TEST PUMP ELECT 3GPM 500PSI	\$71.25	\$192.80	\$537.91
532310	WATER PUMPS	HYDROSTATIC TEST PUMP GAS 9GPM 500PSI	HYDROSTATIC TEST PUMP GAS 9GPM 500PSI	\$79.64	\$222.14	\$618.95
532310	WATER PUMPS	HYDROSTATIC TEST PUMP GAS 32GPM 300PSI	HYDROSTATIC TEST PUMP GAS 32GPM 300PSI	\$93.60	\$251.48	\$701.38
532310	WATER PUMPS	HYDROSTATIC TEST PUMP PNEUMATIC 10K PSI	HYDROSTATIC TEST PUMP PNEUMATIC 10K PSI	\$89.41	\$244.50	\$680.43
532310	WATER PUMPS	PALLET TRUCK ELECT	PALLET TRUCK ELECT	\$107.58	\$287.81	\$803.39
532310	WATER PUMPS	8 TON RIGGER	8 TON RIGGER	\$43.30	\$120.15	\$328.33
532310	WATER PUMPS	2" AIR DIAPHRAGM ALUMINUM PUMP	2" AIR DIAPHRAGM ALUMINUM PUMP	\$69.85	\$187.20	\$522.55
532310	WATER PUMPS	2" AIR DIAPHRAGM STAINLESS STEEL PUMP	2" AIR DIAPHRAGM STAINLESS STEEL PUMP	\$104.78	\$279.44	\$785.22
532310	WATER PUMPS	3" AIR DIAPHRAGM ALUMINUM PUMP	3" AIR DIAPHRAGM ALUMINUM PUMP	\$88.02	\$241.70	\$683.22
532310	WATER PUMPS	3" AIR DIAPHRAGM CAST IRON PUMP	3" AIR DIAPHRAGM CAST IRON PUMP	\$106.19	\$279.44	\$788.01
532310	WATER PUMPS	3" AIR DIAPHRAGM POLY PUMP	3" AIR DIAPHRAGM POLY PUMP	\$163.47	\$433.12	\$1,223.94
532310	WATER PUMPS	4" 15HP 460V SUBMERSIBLE DEWATERING PUMP	4" 15HP 460V SUBMERSIBLE DEWATERING PUMP	\$173.24	\$440.11	\$1,295.19
532310	WATER PUMPS	4" 20HP 460V SUBMERSIBLE TRASH PUMP	4" 20HP 460V SUBMERSIBLE TRASH PUMP	\$195.61	\$498.79	\$1,467.05
532310	WATER PUMPS	6" 35HP 460V SUBMERSIBLE DEWATERING PUMP	6" 35HP 460V SUBMERSIBLE DEWATERING PUMP	\$241.70	\$617.55	\$1,812.16
532310	WATER PUMPS	6" 40HP 460V SUBMERSIBLE TRASH PUMP	6" 40HP 460V SUBMERSIBLE TRASH PUMP	\$230.53	\$586.81	\$1,725.53
532310	WATER PUMPS	8" 95HP 460V SUBMERSIBLE DEWATERING PUMP	8" 95HP 460V SUBMERSIBLE DEWATERING PUMP	\$366.07	\$965.45	\$2,728.72
532310	WATER TRUCKS	4,000 GAL WT4000	4,000 GAL WT4000	\$1,308.55	\$2,747.97	\$5,770.74
532310	WATER TRUCKS	4,500 GAL WT4500	4,500 GAL WT4500	\$1,472.13	\$3,091.46	\$6,492.08
532310	WATER TRUCKS	613C WATER WAGON 5,000 GAL	613C WATER WAGON 5,000 GAL	\$2,126.40	\$4,465.45	\$9,377.46
532310	WATER TRUCKS	725/WW (5000 gal)	725/WW (5000 gal)	\$1,683.13	\$4,328.05	\$11,258.95
532310	WATER TRUCKS	730/WW (6000 gal)	730/WW (6000 gal)	\$1,803.35	\$4,688.73	\$12,509.28
532310	WELDERS	170 AMP PORTABLE GAS WELDER	170 AMP PORTABLE GAS WELDER	\$68.45	\$192.80	\$516.96
532310	WELDERS	225 AMP CC/CV GAS WELDER	225 AMP CC/CV GAS WELDER	\$74.05	\$201.19	\$557.48
532310	WELDERS	225 AMP CC/CV LP WELDER	225 AMP CC/CV LP WELDER	\$74.05	\$201.19	\$557.48
532310	WELDERS	250 AMP CC/CV GAS WELDER	250 AMP CC/CV GAS WELDER	\$74.05	\$205.37	\$565.86
532310	WELDERS	250 AMP CC/CV LP WELDER	250 AMP CC/CV LP WELDER	\$74.05	\$205.37	\$565.86
532310	WELDERS	300 AMP CC DIESEL WELDER	300 AMP CC DIESEL WELDER	\$89.41	\$247.29	\$669.26
532310	WELDERS	350 AMP CC/CV DIESEL WELDER	350 AMP CC/CV DIESEL WELDER	\$89.41	\$247.29	\$669.26
532310	WELDERS	400 AMP CC DIESEL WELDER	400 AMP CC DIESEL WELDER	\$95.00	\$262.67	\$706.97
532310	WELDERS	400 AMP CC/CV DIESEL WELDER	400 AMP CC/CV DIESEL WELDER	\$95.00	\$262.67	\$706.97
532310	WELDERS	400 AMP CC/CV DIESEL WELDER S/S	400 AMP CC/CV DIESEL WELDER S/S	\$95.00	\$262.67	\$706.97
532310	WELDERS	500 AMP CC DIESEL WELDER	500 AMP CC DIESEL WELDER	\$100.59	\$278.04	\$743.30
532310	WELDERS	500 AMP CC/CV DIESEL WELDER	500 AMP CC/CV DIESEL WELDER	\$100.59	\$278.04	\$743.30
532310	WELDERS	600 AMP CC/CV DIESEL WELDER	600 AMP CC/CV DIESEL WELDER	\$132.73	\$357.67	\$987.82
532310	WELDERS	600 AMP CC DIESEL WELDER OFFSHORE	600 AMP CC DIESEL WELDER OFFSHORE	\$110.38	\$298.98	\$818.75
532310	WELDERS	3/16" 115 VOLT PLASMA CUTTER	3/16" 115 VOLT PLASMA CUTTER	\$43.30	\$118.75	\$322.75
532310	WELDERS	7/8" INVERTER PLASMA CUTTER	7/8" INVERTER PLASMA CUTTER	\$76.85	\$203.99	\$567.25
532310	WELDERS	7/8" 3PH PLASMA CUTTER	7/8" 3PH PLASMA CUTTER	\$76.85	\$203.99	\$567.25
532310	WELDERS	1-1/4" 3PH PLASMA CUTTER	1-1/4" 3PH PLASMA CUTTER	\$107.58	\$286.42	\$797.79
532310	WELDERS	115 VOLT MIG WELDER	115 VOLT MIG WELDER	\$46.10	\$131.32	\$352.09
532310	WELDERS	WIRE FEEDER MILLER SUITCASE 12VS WELDER	WIRE FEEDER MILLER SUITCASE 12VS WELDER	\$34.92	\$92.21	\$234.72
532310	WELDERS	WIRE FEEDER MILLER S32P WELDER	WIRE FEEDER MILLER S32P WELDER	\$30.73	\$79.63	\$222.15
532310	WELDERS	WIRE FEEDER MILLER XR WELDER	WIRE FEEDER MILLER XR WELDER	\$27.94	\$76.84	\$215.16
532310	WELDERS	WIRE FEEDER MILLER S22A WELDER	WIRE FEEDER MILLER S22A WELDER	\$27.94	\$76.84	\$213.77
532310	WELDERS	CONTROLLER MILLER WC 115 WELDER	CONTROLLER MILLER WC 115 WELDER	\$27.94	\$75.44	\$212.36
532310	WELDERS	HIGH FREQ STARTER HF-251 WELDER	HIGH FREQ STARTER HF-251 WELDER	\$18.17	\$50.29	\$142.51
532310	WELDERS	WATERCOOLER TIG COOLMATE 4 WELDER	WATERCOOLER TIG COOLMATE 4 WELDER	\$15.37	\$37.71	\$106.19
532310	WELDERS	MIG WELDER MILLER CP-302	MIG WELDER MILLER CP-302	\$47.51	\$127.13	\$353.48
532310	WELDERS	115/230 VOLT STICK/TIG WELDER	115/230 VOLT STICK/TIG WELDER	\$46.10	\$122.94	\$345.10
532310	WELDERS	250 AMP CC INVERTER WELDER	250 AMP CC INVERTER WELDER	\$34.92	\$75.44	\$209.57
532310	WELDERS	250 AMP CC SKYWELDER PKG	250 AMP CC SKYWELDER PKG	\$37.72	\$93.59	\$275.24
532310	WELDERS	300 AMP CC INVERTER WELDER	300 AMP CC INVERTER WELDER	\$25.14	\$64.25	\$184.43
532310	WELDERS	300 AMP CC/CV INVERTER WELDER	300 AMP CC/CV INVERTER WELDER	\$32.13	\$83.82	\$236.12
532310	WELDERS	350 AMP CC/CV INVERTER WELDER	350 AMP CC/CV INVERTER WELDER	\$36.32	\$96.40	\$265.46
532310	WELDERS	560 AMP CC/CV INVERTER WELDER	560 AMP CC/CV INVERTER WELDER	\$47.51	\$125.74	\$353.48
532310	WELDERS	6 PACK WELDER MILLER MARK VI	6 PACK WELDER MILLER MARK VI	\$96.40	\$255.68	\$708.37
532310	WELDERS	8 PACK WELDER MILLER MARK VIII	8 PACK WELDER MILLER MARK VIII	\$127.14	\$339.50	\$944.50
532310	WELDERS	450 AMP ELECTRIC WELDER	450 AMP ELECTRIC WELDER	\$71.25	\$190.02	\$530.92
532310	WELDERS	650 AMP ELECTRIC WELDER	650 AMP ELECTRIC WELDER	\$83.83	\$222.14	\$620.35
532310	WET VACS	UPRIGHT VACUUM	UPRIGHT VACUUM	\$13.96	\$39.11	\$106.19
532310	WET VACS	17 GAL WET VACUUM W/ PUMP DISCHARGE	17 GAL WET VACUUM W/ PUMP DISCHARGE	\$71.25	\$192.80	\$537.91
532310	WET VACS	55 GALLON WET / DRY DRUM TOP VACUUM	55 GALLON WET / DRY DRUM TOP VACUUM	\$30.73	\$79.63	\$223.55
532310	WET VACS	CLEAN ROOM WET / DRY HEPA VACUUM	CLEAN ROOM WET / DRY HEPA VACUUM	\$143.90	\$382.82	\$1,074.44
532310	Agriculture Tractors	R1000	Disc Harrow	\$4,642.15	\$4,642.15	\$13,982.37

Rentals (continued)...						
SIN	Manufacturer Name	Manufacturer Part #	Product Description	Daily GSA Price (Incl IFF)	Weekly GSA Price (Incl IFF)	Monthly GSA Price (Incl IFF)
532310	Agriculture Tractors	R1001	Scraper Tractor	\$5,537.02	\$5,537.02	\$16,666.98
532310	Agriculture Tractors	R1002	Up to 150 HP Ag Tractor	\$2,908.33	\$5,369.23	\$18,456.73
532310	Agriculture Tractors	R1003	151 - 250 HP Ag Tractor	\$5,592.95	\$9,709.72	\$29,083.32
532310	Agriculture Tractors	R1004	Ag Tractor with Boom Mower	\$5,592.95	\$10,604.59	\$14,653.52
532310	AHU	R1005	Up to 5000 - 10,000 cfm Air Handler	\$9,697.80	\$9,697.80	\$9,697.80
532310	AHU	R1006	10,001 - 25,000 cfm Air Handler	\$10,529.41	\$10,529.41	\$10,529.41
532310	AHU	R1007	25,001 and Above cfm Air Handler	\$22,169.16	\$22,169.16	\$22,169.16
532310	Air Burner	R1008	Air Burner	\$559.29	\$2,237.18	\$4,809.93
532310	Air Compressors	R1009	Air Compressor Hose	\$11.00	\$33.92	\$100.86
532310	Air Compressors	R1010	Air Compressor, Up to 4.5 CFM, Electric	\$44.93	\$178.79	\$542.79
532310	Air Compressors	R1011	Air Compressor, 4.6 - 17 CFM	\$72.43	\$279.65	\$849.94
532310	Air Compressors	R1012	Air Compressor, 18 - 185 CFM	\$198.96	\$595.97	\$1,789.74
532310	Air Compressors	R1013	Air Compressor, 186 - 375 CFM	\$380.50	\$1,107.59	\$3,344.77
532310	Air Compressors	R1014	Air Compressor, 376 - 750 CFM	\$447.44	\$1,342.31	\$4,026.92
532310	Air Compressors	R1015	Air Compressor, 751 - 850 CFM	\$593.22	\$1,778.74	\$5,347.22
532310	Air Compressors	R1016	Air Compressor, 851 - 1400 CFM	\$727.08	\$2,181.25	\$6,689.53
532310	Air Compressors	R1017	Air Compressor, 1401 CFM and Above	\$811.44	\$2,433.39	\$7,270.83
532310	Aluminum Work Boat	R1018	Aluminum Work Boat, Up to 20'	\$447.44	\$3,132.05	\$12,528.20
532310	Aluminum Work Boat	R1019	Aluminum Work Boat, 21' and Above	\$615.22	\$4,306.57	\$17,226.28
532310	Articulated Truck	R1020	26 - 35 Ton Articulated Truck	\$1,806.25	\$5,816.66	\$17,338.14
532310	Articulated Truck	R1021	36 - 40 Ton Articulated Truck	\$1,988.71	\$6,655.61	\$20,022.75
532310	Articulated Truck	R1022	41 Ton and Above Articulated Truck	\$2,796.47	\$7,270.83	\$21,253.20
532310	Articulated Trucks	R1023	Up to 25 Ton Articulated Truck	\$1,370.73	\$4,809.93	\$13,311.21
532310	Asphalt Mills	R1024	Asphalt Mill, Up to 24 - 40"	\$1,398.24	\$1,398.24	\$3,355.77
532310	Asphalt Mills	R1025	Asphalt Mill, 41" and Above	\$3,355.77	\$3,355.77	\$6,152.24
532310	Asphalt Pavers	R1026	Asphalt Paver	\$31,320.50	\$31,320.50	\$31,320.50
532310	Augers	R1027	1 Man Auger	\$39.43	\$156.79	\$469.44
532310	Augers	R1028	2 Man Auger	\$61.43	\$245.72	\$738.09
532310	Augers	R1029	Trailered Auger	\$84.35	\$335.58	\$1,006.73
532310	Backhoe Loaders	R1030	Up to 75 HP Backhoe Loader	\$386.01	\$1,544.02	\$3,691.35
532310	Backhoe Loaders	R1031	76 HP and Above Backhoe Loader	\$950.80	\$2,650.69	\$7,114.05
532310	Bark Blower	R1032	Bark Blower	\$1,845.67	\$5,526.02	\$11,052.03
532310	Boom Lift	R1033	Up to 45' Straight/Articulated Boom Lift	\$447.44	\$1,286.38	\$3,747.27
532310	Boom Lift	R1034	46 - 65' Straight/Articulated Boom Lift	\$727.08	\$2,181.25	\$6,264.10
532310	Boom Lift	R1035	66 - 85' Straight/Articulated Boom Lift	\$1,006.73	\$4,138.78	\$10,056.30
532310	Boom Lift	R1036	86 - 125' Straight/Articulated Boom Lift	\$1,789.74	\$6,152.24	\$16,666.98
532310	Boom Lift	R1037	126 - 135' Straight/Articulated Boom Lift	\$2,013.46	\$8,109.77	\$19,295.67
532310	Boom Lift	R1038	136 - 150' Straight Boom Lift	\$2,557.17	\$5,089.58	\$19,407.53
532310	Boom Lift	R1039	136 - 150' Articulated Boom Lift	\$2,579.17	\$5,133.59	\$19,465.29
532310	Boom Lift	R1040	151' and Above Straight Boom Lift	\$4,250.64	\$9,257.70	\$20,866.28
532310	Boom Lift	R1041	Electric Articulated Boom Lift	\$447.44	\$1,286.38	\$3,859.13
532310	Boom Lift	R1042	Crawler Boom Lift (Atrium Boom Lift)	\$17,841.50	\$17,841.50	\$17,841.50
532310	Boom Lift, Towable	R1043	Towable Boom Lift	\$290.65	\$872.87	\$2,181.25
532310	Brooms Self-Propelled	R1044	Brooms Self-Propelled	\$484.11	\$1,006.73	\$2,796.47
532310	Brush Chipper	R1045	Brush Chipper	\$447.44	\$3,132.05	\$12,528.20
532310	Cable Box	R1046	4/0 and Above Cable Box	\$1,006.73	\$1,006.73	\$1,006.73
532310	Cable Box	R1047	Up to 2/0 - 4/0 Cable Box	\$1,006.73	\$1,006.73	\$1,006.73
532310	Cart	R1048	Gas Golf Cart	\$84.35	\$252.14	\$531.79
532310	Cart	R1049	Electric Cart	\$95.36	\$285.15	\$710.58
532310	Cart	R1050	UTV	\$128.36	\$335.58	\$1,001.23
532310	Chillers	R1051	Up to 15 Ton Air Cooled Chiller	\$7,411.11	\$7,411.11	\$7,411.11
532310	Chillers	R1052	16 - 25 Ton Air Cooled Chiller	\$7,411.11	\$7,411.11	\$7,411.11
532310	Chillers	R1053	26 - 40 Ton Air Cooled Chiller	\$8,629.64	\$8,629.64	\$8,629.64
532310	Chillers	R1054	41 - 60 Ton Air Cooled Chiller	\$13,544.10	\$13,544.10	\$13,544.10
532310	Chillers	R1055	61 - 80 Ton Air Cooled Chiller	\$17,063.07	\$17,063.07	\$17,063.07
532310	Chillers	R1056	81 - 100 Ton Air Cooled Chiller	\$20,068.59	\$20,068.59	\$20,068.59
532310	Chillers	R1057	101 - 125 Ton Air Cooled Chiller	\$23,163.97	\$23,163.97	\$23,163.97
532310	Chillers	R1058	126 - 155 Ton Air Cooled Chiller	\$25,558.85	\$25,558.85	\$25,558.85
532310	Chillers	R1059	156 - 170 Ton Air Cooled Chiller	\$32,464.77	\$32,464.77	\$32,464.77
532310	Chillers	R1060	171 - 200 Ton Air Cooled Chiller	\$33,063.49	\$33,063.49	\$33,063.49
532310	Chillers	R1061	201 - 250 Ton Air Cooled Chiller	\$37,982.53	\$37,982.53	\$37,982.53
532310	Chillers	R1062	251 Ton and Above Air Cooled Chiller	\$45,195.60	\$45,195.60	\$45,195.60
532310	Chillers	R1063	Up to 300 - 400 Ton Air Cooled Chiller with Trailer	\$53,082.57	\$53,082.57	\$53,082.57
532310	Chillers	R1064	401 - 500 Ton Air Cooled Chiller with Trailer	\$69,830.24	\$69,830.24	\$69,830.24
532310	Chillers	R1065	501 Ton and Above Air Cooled Chiller with Trailer	\$86,292.76	\$86,292.76	\$86,292.76
532310	Chillers	R1066	Up to 225 - 350 Ton Water Cooled Chiller	\$41,094.41	\$41,094.41	\$41,094.41
532310	Chillers	R1067	351 - 500 Ton Water Cooled Chiller	\$52,190.45	\$52,190.45	\$52,190.45
532310	Chillers	R1068	501 - 750 Ton Water Cooled Chiller	\$62,385.20	\$62,385.20	\$62,385.20
532310	Chillers	R1069	751 - 1000 Ton Water Cooled Chiller	\$86,024.11	\$86,024.11	\$86,024.11
532310	Chillers	R1070	1001 Ton and Above Water Cooled Chiller	\$107,542.29	\$107,542.29	\$107,542.29
532310	Compressor Attachment	R1071	Compressor Attachment	\$55.93	\$207.21	\$548.29
532310	Concrete Buggies	R1072	Concrete Buggies	\$391.51	\$1,185.52	\$2,964.26
532310	Concrete Mixers	R1073	Concrete Mixer	\$77.93	\$301.65	\$911.38
532310	Concrete Screed	R1074	Concrete Screed	\$66.93	\$274.15	\$811.44
532310	Concrete Tools	R1075	Concrete Bull Float/Mag Float	\$16.50	\$66.93	\$201.71
532310	Concrete Tools	R1076	Concrete Hand Tools	\$16.50	\$66.93	\$201.71
532310	Concrete Tools	R1077	Concrete Roller	\$16.50	\$66.93	\$201.71
532310	Concrete Tools	R1078	Rebar Cutter Bender	\$16.50	\$66.93	\$201.71
532310	Concrete Tools	R1079	Concrete Vibrator	\$39.43	\$156.79	\$469.44
532310	Concrete Tools	R1080	Up to 2 - 6 Cubic Feet Mixer Concrete	\$50.43	\$201.71	\$604.22
532310	Concrete Tools	R1081	7 - 9 Cubic Feet Mixer Concrete	\$84.35	\$335.58	\$1,006.73
532310	Concrete Tools	R1082	10 Cubic Feet and Above Mixer Concrete	\$106.36	\$425.43	\$1,275.38
532310	Concrete Tools	R1083	Up to 2 - 3 Feet Power Trowel	\$72.43	\$290.65	\$872.87
532310	Concrete Tools	R1084	4 - 5 Feet Power Trowel	\$84.35	\$335.58	\$1,006.73
532310	Concrete Tools	R1085	6 Feet and Above Power Trowel	\$95.36	\$380.50	\$1,140.59
532310	Concrete Tools	R1086	Motar Mixer	\$106.36	\$425.43	\$1,275.38
532310	Concrete Trowel	R1087	Concrete Trowel	\$84.35	\$335.58	\$1,006.73
532310	Cone Crushers	R1088	Cone Crushers	\$27,405.44	\$27,405.44	\$27,405.44
532310	Cone Crushers	R1089	Tracked Screen Cone Crusher Plant	\$33,557.68	\$33,557.68	\$33,557.68
532310	Container	R1090	Storage Container	\$894.87	\$894.87	\$894.87
532310	Conveyors	R1091	Stackable Conveyor	\$1,677.88	\$1,677.88	\$1,677.88
532310	Conveyors	R1092	Slide-Stac Portable Conveyors	\$5,592.95	\$5,592.95	\$5,592.95
532310	Conveyors	R1093	Trail Blazer Portable Conveyors	\$20,134.61	\$20,134.61	\$20,134.61
532310	Conveyors	R1094	Portable Radial Stacker Conveyors	\$4,474.36	\$4,474.36	\$4,474.36
532310	Conveyors	R1095	Power Stacker Conveyors	\$6,152.24	\$6,152.24	\$6,152.24
532310	Conveyors	R1096	LP Tele Stacker Conveyors	\$10,962.18	\$10,962.18	\$10,962.18
532310	Conveyors	R1097	Tele Stacker Conveyors	\$11,745.19	\$11,745.19	\$11,745.19
532310	Crane Barge	R1098	Crane Barge	\$4,474.36	\$31,320.50	\$125,282.02
532310	Cranes	R1099	Up to 18k Carry Deck Crane	\$3,020.19	\$3,020.19	\$3,020.19
532310	Cranes	R1100	19 - 30k Carry Deck Crane	\$4,490.86	\$4,490.86	\$4,490.86
532310	Cranes	R1101	31k and Above Carry Deck Crane	\$5,313.30	\$5,313.30	\$5,313.30
532310	Cranes	R1102	Up to 20 Ton Boomtruck	\$9,508.01	\$9,508.01	\$9,508.01
532310	Cranes	R1103	21 - 35 Ton Boomtruck	\$12,528.20	\$12,528.20	\$12,528.20
532310	Cranes	R1104	36 Ton and Above Boomtruck	\$13,646.79	\$13,646.79	\$13,646.79
532310	Cranes	R1105	Up to 30 Ton Crane	\$12,751.92	\$12,751.92	\$12,751.92
532310	Cranes	R1106	31 - 50 Ton Crane	\$15,100.96	\$15,100.96	\$15,100.96

Rentals (continued)...							
SIN	Manufacturer Name	Manufacturer Part #	Product Description	Daily GSA Price (Incl IFF)	Weekly GSA Price (Incl IFF)	Monthly GSA Price (Incl IFF)	
532310	Cranes	R1107	51 - 65 Ton Crane	\$16,666.98	\$16,666.98	\$16,666.98	
532310	Cranes	R1108	66 - 75 Ton Crane	\$21,812.49	\$21,812.49	\$21,812.49	
532310	Cranes	R1109	76 - 80 Ton Crane	\$24,329.32	\$24,329.32	\$24,329.32	
532310	Cranes	R1110	81 Ton and Above Crane	\$25,615.70	\$25,615.70	\$25,615.70	
532310	Cranes	R1111	110 Ton and Above Lattice Boom Crane	\$25,615.70	\$25,615.70	\$25,615.70	
532310	Cranes	R1112	Rough Terrain Crane, Up to 50 Ton	\$7,270.83	\$7,270.83	\$7,270.83	
532310	Cranes	R1113	Rough Terrain Crane, 51 - 65 Ton	\$8,389.42	\$8,389.42	\$8,389.42	
532310	Cranes	R1114	Rough Terrain Crane, 66 - 75 Ton	\$12,304.48	\$12,304.48	\$12,304.48	
532310	Cranes	R1115	Rough Terrain Crane, 76 - 90 Ton	\$15,100.96	\$15,100.96	\$15,100.96	
532310	Cranes	R1116	Rough Terrain Crane, 91 - 100 Ton	\$18,456.73	\$18,456.73	\$18,456.73	
532310	Cranes	R1117	Rough Terrain Crane, 101 - 110 Ton	\$22,371.79	\$22,371.79	\$22,371.79	
532310	Cranes	R1118	Rough Terrain Crane, 111 Ton and Above	\$29,083.32	\$29,083.32	\$29,083.32	
532310	Cranes	R1119	Telescopic Crawler Crane, Up to 50 Ton	\$11,185.89	\$11,185.89	\$11,185.89	
532310	Cranes	R1120	Telescopic Crawler Crane, 51 - 75 Ton	\$17,897.43	\$17,897.43	\$17,897.43	
532310	Cranes	R1121	Telescopic Crawler Crane, 76 - 80 Ton	\$20,973.55	\$20,973.55	\$20,973.55	
532310	Cranes	R1122	Telescopic Crawler Crane, 81 - 120 Ton	\$29,083.32	\$29,083.32	\$29,083.32	
532310	Cranes	R1123	Telescopic Crawler Crane, 121 - 140 Ton	\$40,269.22	\$40,269.22	\$40,269.22	
532310	Cranes	R1124	Telescopic Crawler Crane, 141 Ton and Above	\$51,455.11	\$51,455.11	\$51,455.11	
532310	Crawler Carriers	R1125	Tracked Welder Carrier, Up to 175 - 205 HP	\$6,711.54	\$6,711.54	\$6,711.54	
532310	Crawler Carriers	R1126	200 - 250 HP Tracked Carrier/Dumper, Up to 15,000 - 22,000 lb Capacity	\$8,389.42	\$8,389.42	\$8,389.42	
532310	Crawler Carriers	R1127	Tracked Welder Carrier, 205 HP and Above	\$8,389.42	\$8,389.42	\$8,389.42	
532310	Crawler Carriers	R1128	200 - 250 HP Tracked Carrier/Dumper, 22,000 - 30,000 lb Capacity	\$11,185.89	\$11,185.89	\$11,185.89	
532310	Crawler Carriers	R1129	250 - 300 HP Tracked Carrier/Dumper, 30,000 lb and Above Capacity	\$13,423.07	\$13,423.07	\$13,423.07	
532310	Crawler Carriers	R1130	Tracked Dumper/Personnel Carriers	\$11,185.89	\$11,185.89	\$11,185.89	
532310	Crawler Carriers	R1131	Up to 18k Tracked Carrier Straight Bed	\$6,152.24	\$6,152.24	\$6,152.24	
532310	Crawler Carriers	R1132	19k - 28k Tracked Carrier Straight Bed	\$8,389.42	\$8,389.42	\$8,389.42	
532310	Crawler Carriers	R1133	29k and Above Tracked Carrier Straight Bed	\$10,626.60	\$10,626.60	\$10,626.60	
532310	Crawler Carriers	R1134	Up to 28k Tracked Carrier Rotating Bed	\$12,863.78	\$12,863.78	\$12,863.78	
532310	Crawler Cranes	R1135	Crawler Crane, Up to . 80 Ton	\$13,423.07	\$13,423.07	\$13,423.07	
532310	Crawler Cranes	R1136	Crawler Crane, 81 - 110 Ton	\$16,219.55	\$16,219.55	\$16,219.55	
532310	Crawler Cranes	R1137	Crawler Crane, 111 Ton and Above	\$19,016.02	\$19,016.02	\$19,016.02	
532310	Crewed Charter	R1138	Up to 300 HP Truckable Tug	\$2,908.33	\$20,358.33	\$81,433.31	
532310	Crewed Charter	R1139	Up to 300 HP Truckable Tug with Raised Pilot House	\$2,908.33	\$20,358.33	\$81,433.31	
532310	Crewed Charter	R1140	Up to 42 ft. 600 HP Aluminum Crew Boat	\$3,132.05	\$21,924.35	\$87,697.41	
532310	Crewed Charter	R1141	Up to 50 ft. 600 HP Work Boat with Push Knees	\$3,132.05	\$21,924.35	\$87,697.41	
532310	Crewed Charter	R1142	Up to 800 HP, 56 ft. Tug Boat	\$4,026.92	\$28,188.45	\$112,753.81	
532310	Crewed Charter	R1143	Up to 50 ft. 1200 HP Push Boat	\$4,921.79	\$34,452.55	\$137,810.22	
532310	Crushing Machines	R1144	Hammer Mill Remote Controlled	\$8,202.38	\$8,202.38	\$24,608.97	
532310	Crushing Machines	R1145	Material Crusher Remote Controlled	\$13,049.90	\$13,049.90	\$39,150.63	
532310	Deck Barge	R1146	Deck Barge 120' x 30'	\$559.29	\$3,915.06	\$15,660.25	
532310	Direct Exchange Refrigerant	R1147	Up to 20 Ton DX (Direct Exchange Refrigerant) Vertical Tent Unit	\$5,746.98	\$5,746.98	\$5,746.98	
532310	Direct Exchange Refrigerant	R1148	21 - 25 Ton DX (Direct Exchange Refrigerant) Vertical Tent Unit	\$7,900.73	\$7,900.73	\$7,900.73	
532310	Direct Exchange Refrigerant	R1149	26 - 35 Ton DX/Voyager (Direct Exchange Refrigerant) Unit	\$10,223.17	\$10,223.17	\$10,223.17	
532310	Direct Exchange Refrigerant	R1150	36 - 50 Ton DX/Voyager (Direct Exchange Refrigerant) Unit	\$14,187.75	\$14,187.75	\$14,187.75	
532310	Direct Exchange Refrigerant	R1151	51 Ton and Above DX/Voyager (Direct Exchange Refrigerant) Unit	\$21,470.50	\$21,470.50	\$21,470.50	
532310	Dollies	R1152	Hand Truck - Two-Wheel	\$16.50	\$66.93	\$201.71	
532310	Dollies	R1153	Stair Stepper Hand Truck	\$72.43	\$290.65	\$872.87	
532310	Dozers	R1154	Up to 75 HP Dozer	\$979.22	\$2,471.90	\$6,292.52	
532310	Dozers	R1155	76 - 100 HP Dozer	\$1,169.02	\$2,992.69	\$8,529.70	
532310	Dozers	R1156	101 - 150 HP Dozer	\$2,824.90	\$5,648.88	\$11,297.75	
532310	Dozers	R1157	151 - 175 HP Dozer	\$3,635.42	\$7,270.83	\$14,541.66	
532310	Dozers	R1158	176 - 250 HP Dozer	\$4,642.15	\$9,284.29	\$18,568.58	
532310	Dozers	R1159	251 - 400 HP Dozer	\$8,669.07	\$17,058.49	\$34,116.98	
532310	Dozers	R1160	401 - 800 HP Dozer	\$4,250.64	\$12,695.99	\$38,032.04	
532310	Dozers	R1161	801 HP and Above Dozer	\$5,369.23	\$15,660.25	\$43,624.99	
532310	Dozers	R1162	Grade Control Laser	\$1,118.59	\$3,355.77	\$10,067.30	
532310	Dozers	R1163	Dozer Attachment	\$2,983.52	\$8,948.72	\$26,846.15	
532310	Dump Trucks	R1164	Up to 16 Yd Dump Truck On Road	\$1,342.31	\$4,642.15	\$8,836.86	
532310	Excavator Attachments	R1165	Extra Bucket Excavator Attachment	\$84.35	\$223.72	\$755.51	
532310	Excavator Attachments	R1166	Compactor Excavator Attachment	\$894.87	\$1,677.88	\$4,474.36	
532310	Excavator Attachments	R1167	Rotating Grapple Excavator Attachment	\$308.07	\$916.88	\$2,740.54	
532310	Excavator Attachments	R1168	Mulching Head Excavator Attachment	\$2,248.18	\$4,608.22	\$8,641.56	
532310	Excavator Attachments	R1169	Mini Breaker Excavator Attachment	\$128.36	\$514.37	\$1,544.02	
532310	Excavator Attachments	R1170	Ripper Shank Excavator Attachment	\$167.79	\$335.58	\$894.87	
532310	Excavator Attachments	R1171	Breaker/Hammer Excavator Attachment	\$2,583.76	\$5,167.52	\$12,919.71	
532310	Excavator Attachments	R1172	Hoe Pac Excavator Attachment	\$783.01	\$2,572.76	\$7,718.27	
532310	Excavator Attachments	R1173	Forestry Excavator Attachment	\$6,152.24	\$18,904.16	\$55,918.47	
532310	Excavator Attachments	R1174	Extra Mini Excavator Bucket	\$16.50	\$39.43	\$106.36	
532310	Excavator with Hydraulic Hammers	R1175	Up to 50k lbs Excavator with Hammer	\$3,165.97	\$7,864.05	\$20,738.83	
532310	Excavator with Hydraulic Hammers	R1176	51 - 90k lbs Excavator with Hammer	\$4,754.01	\$9,508.01	\$22,259.93	
532310	Excavator with Hydraulic Hammers	R1177	91k lbs and Above Excavator with Hammer	\$4,838.36	\$9,675.80	\$28,971.47	
532310	Excavator with Thumb	R1178	Up to 45k lbs Excavator with Thumb	\$1,521.10	\$3,887.56	\$11,074.04	
532310	Excavator with Thumb	R1179	46 - 70k lbs Excavator with Thumb	\$2,143.66	\$4,287.31	\$12,863.78	
532310	Excavator with Thumb	R1180	71 - 85k lbs Excavator with Thumb	\$2,423.30	\$4,846.61	\$14,541.66	
532310	Excavator with Thumb	R1181	86 - 95k lbs Excavator with Thumb	\$2,516.83	\$5,033.65	\$15,100.96	
532310	Excavator with Thumb	R1182	96k lbs and Above Excavator with Thumb	\$3,262.25	\$6,524.49	\$19,575.31	
532310	Excavators	R1183	Up to 3.5k lbs Mini Excavator	\$352.08	\$1,028.74	\$3,076.12	
532310	Excavators	R1184	3.6 - 9k lbs Mini Excavator	\$519.87	\$1,297.38	\$3,657.42	
532310	Excavators	R1185	9.1 - 12k lbs Mini Excavator	\$575.80	\$1,544.02	\$3,881.14	
532310	Excavators	R1186	12.1 - 20k lbs Mini Excavator	\$788.51	\$2,085.89	\$5,347.22	
532310	Excavators	R1187	20.1 - 50k lbs Excavators	\$1,382.65	\$3,719.77	\$9,060.57	
532310	Excavators	R1188	51 - 85k lbs Excavator	\$1,443.16	\$5,581.94	\$16,666.98	
532310	Excavators	R1189	86k lbs and Above Excavator	\$10,906.25	\$21,812.49	\$43,624.99	
532310	Fast Response Trucks	R1190	4,000 Gallon and Above Fast Response Trucks	\$531.79	\$1,621.95	\$4,586.22	
532310	Feeders	R1191	Skid Mounted Feeder	\$4,474.36	\$4,474.36	\$4,474.36	
532310	Feeders	R1192	Feed Hopper	\$6,935.25	\$6,935.25	\$6,935.25	
532310	Feeders	R1193	Truck Unloader Feeder	\$9,731.73	\$9,731.73	\$9,731.73	
532310	Feeders	R1194	Portable Feeder	\$10,067.30	\$10,067.30	\$10,067.30	
532310	Flex Duct	R1195	13 - 20" Flex Duct	\$936.13	\$936.13	\$936.13	
532310	Flex Duct	R1196	Up to 12" Flex Duct	\$936.13	\$936.13	\$936.13	
532310	Flex Duct	R1197	21" and Above Flex Duct	\$1,130.51	\$1,130.51	\$1,130.51	
532310	Forklift Attachments	R1198	Extra Propane Tank	\$14.67	\$44.93	\$133.86	
532310	Forklift Attachments	R1199	Pallet Jack	\$44.93	\$178.79	\$537.29	
532310	Forklifts	R1200	Up to 5k Dual Fuel Warehouse Forklift	\$296.15	\$738.09	\$1,845.67	
532310	Forklifts	R1201	Up to 5k Diesel Forklift	\$296.15	\$738.09	\$1,845.67	
532310	Forklifts	R1202	Up to 5k Electric Forklift	\$296.15	\$738.09	\$1,845.67	
532310	Forklifts	R1203	5.1 - 10k Dual Fuel Warehouse Forklift	\$475.86	\$1,901.60	\$4,463.36	
532310	Forklifts	R1204	5.1 - 10k Diesel Forklift	\$475.86	\$1,901.60	\$4,463.36	
532310	Forklifts	R1205	5.1 and Above Electric Forklift	\$475.86	\$1,901.60	\$4,463.36	
532310	Forklifts	R1206	10.1 - 12k Dual Fuel Warehouse Forklift	\$514.37	\$2,069.39	\$4,642.15	
532310	Forklifts	R1207	10.1 - 12k Diesel Forklift	\$514.37	\$2,069.39	\$4,642.15	
532310	Forklifts	R1208	12.1 - 16k Dual Fuel Warehouse Forklift	\$788.51	\$2,572.76	\$8,361.91	
532310	Forklifts	R1209	12.1 - 16k Diesel Forklift	\$788.51	\$2,572.76	\$8,361.91	

Rentals (continued)...						
SIN	Manufacturer Name	Manufacturer Part #	Product Description	Daily GSA Price (Incl IFF)	Weekly GSA Price (Incl IFF)	Monthly GSA Price (Incl IFF)
532310	Forklifts	R1210	16.1 - 20k Dual Fuel Warehouse Forklift	\$788.51	\$3,076.12	\$9,648.29
532310	Forklifts	R1211	16.1 - 20k Diesel Forklift	\$788.51	\$3,076.12	\$9,648.29
532310	Forklifts	R1212	20.1k and Above Dual Fuel Warehouse Forklift	\$2,673.61	\$6,684.03	\$16,706.41
532310	Forklifts	R1213	20.1k and Above Diesel Forklift	\$2,673.61	\$6,684.03	\$16,706.41
532310	Forklifts	R1214	Stock Picker	\$184.29	\$553.79	\$1,661.38
532310	Forklifts	R1215	Rough Terrain Forklift	\$1,118.59	\$3,132.05	\$9,396.15
532310	Frack Tank	R1216	Frack Tank	\$28.42	\$196.21	\$783.01
532310	Fuel Truck	R1217	Up to 2800 Gallon Fuel Truck	\$447.44	\$3,467.63	\$7,584.40
532310	Fuel Truck	R1218	2801 Gallon and Above Fuel Truck	\$660.15	\$4,127.78	\$8,937.71
532310	Fuel/Lube Truck	R1219	Fuel Lube Truck	\$838.94	\$3,076.12	\$9,284.29
532310	Generator Attachments	R1220	Generator Attachments	\$28.42	\$55.93	\$100.86
532310	Generators	R1221	Inverter Generator	\$50.43	\$201.71	\$604.22
532310	Generators	R1222	Up to 40 kW Generator - Unlimited Run	\$2,373.79	\$4,747.59	\$9,494.26
532310	Generators	R1223	41 - 60 kW Generator - Unlimited Run	\$3,685.84	\$7,370.77	\$14,740.62
532310	Generators	R1224	61 - 100 kW Generator - Unlimited Run	\$4,529.37	\$9,057.82	\$18,114.73
532310	Generators	R1225	101 - 150 kW Generator - Unlimited Run	\$5,686.47	\$11,372.02	\$22,744.04
532310	Generators	R1226	151 - 250 kW Generator - Unlimited Run	\$6,862.82	\$13,724.73	\$27,449.45
532310	Generators	R1227	251 - 500 kW Generator - Unlimited Run	\$14,170.33	\$28,340.65	\$56,680.39
532310	Generators	R1228	501 - 1000 kW Generator - Unlimited Run	\$21,234.86	\$42,469.72	\$84,938.53
532310	Generators	R1229	1001 kW and Above Generator - Unlimited Run	\$30,578.75	\$61,156.58	\$122,313.17
532310	Grinders	R1230	Hand Tools	\$28.42	\$111.86	\$335.58
532310	Heaters	R1231	Heater 100,000 - 150,000 BTU	\$44.93	\$178.79	\$542.79
532310	Heaters	R1232	Heater 150,001 - 500,000 BTU	\$122.86	\$492.36	\$1,454.17
532310	Heaters	R1233	Heater Above 500,001 BTU	\$413.51	\$1,672.38	\$4,362.50
532310	High Speed Compactors	R1234	High Speed Compactors, Up to 460 HP	\$5,592.95	\$5,592.95	\$14,541.66
532310	High Speed Compactors	R1235	High Speed Compactors, 461 HP and Above	\$6,711.54	\$6,711.54	\$20,134.61
532310	Hydraulic Amphibious Marsh Undercarriage	R1236	10 - 15k Hydraulic Amphibious Marsh Undercarriage with Standard Reach Upper	\$8,669.07	\$17,338.14	\$34,676.27
532310	Hydraulic Amphibious Marsh Undercarriage	R1237	16 - 30k Hydraulic Amphibious Marsh Undercarriage with Standard Reach Upper	\$8,948.72	\$17,897.43	\$35,794.86
532310	Hydraulic Amphibious Marsh Undercarriage	R1238	31 - 40k Hydraulic Amphibious Marsh Undercarriage with Standard Reach Upper with Drum Grinder	\$10,067.30	\$20,134.61	\$40,269.22
532310	Hydraulic Amphibious Marsh Undercarriage	R1239	41 - 45k Hydraulic Amphibious Marsh Undercarriage with Standard Reach Upper	\$9,508.01	\$19,016.02	\$38,032.04
532310	Hydraulic Amphibious Marsh Undercarriage	R1240	Up to 45 - 70k Hydraulic Amphibious Marsh Undercarriage with Long Reach Upper	\$10,346.95	\$20,693.90	\$41,387.81
532310	Hydraulic Amphibious Marsh Undercarriage	R1241	46 - 70k Hydraulic Amphibious Marsh Undercarriage with Standard Reach Upper	\$10,067.30	\$20,134.61	\$40,269.22
532310	Hydraulic Amphibious Marsh Undercarriage	R1242	71k and Above Hydraulic Amphibious Marsh Undercarriage with Long Reach Upper	\$14,541.66	\$29,083.32	\$58,166.65
532310	Hydraulic Amphibious Marsh Undercarriage	R1243	71k and Above Hydraulic Amphibious Marsh Undercarriage with Standard Reach Upper	\$13,423.07	\$26,846.15	\$53,692.29
532310	Hydroseeder	R1244	Hydroseeder	\$794.02	\$2,382.96	\$6,655.61
532310	Impact Crushers	R1245	Impact Crusher	\$35,794.86	\$35,794.86	\$35,794.86
532310	Impact Crushers	R1246	Close-Circuit Tracked Impact Crusher Plant	\$11,185.89	\$11,185.89	\$33,557.68
532310	Impact Crushers	R1247	Tracked Impact Crusher Plant	\$11,185.89	\$11,185.89	\$33,557.68
532310	Jackhammers	R1248	Air Jackhammer	\$50.43	\$201.71	\$604.22
532310	Jacks	R1249	Transmission Jack Automobile	\$39.43	\$156.79	\$469.44
532310	Jaw Crushers	R1250	Jaw Crusher	\$27,964.74	\$27,964.74	\$27,964.74
532310	Jaw Crushers	R1251	Tracked Jaw Crusher	\$8,948.72	\$8,948.72	\$26,846.15
532310	Light Tower	R1252	Balloon Light Tower	\$140.28	\$447.44	\$1,006.73
532310	Light Tower	R1253	Light Tower	\$223.72	\$514.37	\$1,532.10
532310	Long Reach Excavators	R1254	Up to 45 - 75k lbs Long Reach Excavator, 50 - 60' Boom	\$4,194.71	\$8,389.42	\$16,778.84
532310	Long Reach Excavators	R1255	76k lbs and Above Long Reach Excavator, 50 - 60' Boom	\$4,474.36	\$10,235.09	\$20,470.19
532310	Marsh Runner	R1256	100 HP and Above Marsh Runner, MR200	\$2,936.76	\$5,872.59	\$11,745.19
532310	Marsh Runner	R1257	100 HP and Above Marsh Runner, MR200 with Bush Hog	\$3,607.91	\$7,214.90	\$14,429.80
532310	Marsh Runner	R1258	100 HP and Above Marsh Runner, MR200 with Fuel Transfer	\$3,160.47	\$6,320.03	\$12,640.06
532310	Marsh Runner	R1259	100 HP and Above Marsh Runner, MR200, Additional Passenger	\$3,076.12	\$6,152.24	\$12,304.48
532310	Material Handler Attachments	R1260	Material Handler Attachment	\$1,941.03	\$5,816.66	\$17,444.49
532310	Material Handlers	R1261	Material Handler, Up to 80k lbs	\$1,744.82	\$5,167.52	\$14,211.59
532310	Material Handlers	R1262	Material Handler, 81 - 100k lbs	\$2,197.75	\$6,074.31	\$18,087.22
532310	Material Handlers	R1263	Material Handler, 101 - 150k lbs	\$2,583.76	\$6,460.31	\$19,380.02
532310	Material Handlers	R1264	Material Handler, 151k lbs and Above	\$3,020.19	\$7,433.12	\$21,963.78
532310	Material Transfer Vehicle	R1265	Material Transfer Vehicle, Paving, Up to 200 HP	\$11,185.89	\$11,185.89	\$11,185.89
532310	Material Transfer Vehicle	R1266	Material Transfer Vehicle, Paving, 201 - 280 HP and Above	\$31,320.50	\$31,320.50	\$31,320.50
532310	Milling Machines	R1267	Cold Planar Milling Machine, Up to 20" Milling Width	\$5,257.37	\$5,257.37	\$15,660.25
532310	Milling Machines	R1268	Cold Planar Milling Machine, 21 - 30" Milling Width	\$6,375.96	\$6,375.96	\$19,016.02
532310	Milling Machines	R1269	Cold Planar Milling Machine, 31 - 40" Milling Width	\$7,270.83	\$7,270.83	\$21,253.20
532310	Milling Machines	R1270	Cold Planar Milling Machine, 41 - 50" Milling Width	\$8,948.72	\$8,948.72	\$26,846.15
532310	Milling Machines	R1271	Cold Planar Milling Machine, 51 - 60" Milling Width	\$9,508.01	\$9,508.01	\$27,964.74
532310	Milling Machines	R1272	Cold Planar Milling Machine, 61" and Above Milling Width	\$10,067.30	\$10,067.30	\$30,298.39
532310	Milling Machines	R1273	Asphalt Milling Machine	\$14,933.17	\$14,933.17	\$45,862.17
532310	Mini Skid Steer	R1274	Compact Mini Skid Steer	\$1,465.17	\$1,465.17	\$3,456.62
532310	Motor Graders	R1275	Up to 12' Motor Grader	\$2,561.75	\$6,320.03	\$17,785.57
532310	Motor Graders	R1276	13' and Above Motor Grader	\$2,796.47	\$6,655.61	\$20,022.75
532310	Office	R1277	Up to 40' Portable Office Trailer	\$3,344.77	\$3,344.77	\$3,344.77
532310	Office	R1278	Office Container Combo	\$838.94	\$838.94	\$838.94
532310	Portable Toilet	R1279	Portable Toilet	\$66.93	\$212.72	\$548.29
532310	Pump Attachments	R1280	90 Degree Elbow Pump Attachment	\$16.50	\$44.93	\$128.36
532310	Pump Attachments	R1281	Suction Hose, Crimped, Pump Attachment	\$50.43	\$156.79	\$458.44
532310	Pump Attachments	R1282	Layflat Hose Pump Attachment	\$66.93	\$189.79	\$570.30
532310	Pump Attachments	R1283	Up to 2.5 - 4" Diameter Hose Kit contains 200 Total Feet	\$171.46	\$342.91	\$685.82
532310	Pump Attachments	R1284	6 - 8" Diameter Hose Kit contains 200 Total Feet	\$534.54	\$1,068.16	\$2,136.32
532310	Pump Attachments	R1285	Up to 4" Dia Hose Kit for Vertical/Suction Apps 96 ft Total	\$733.50	\$1,466.09	\$2,931.25
532310	Pump Attachments	R1286	10" and Above Diameter Hose Kit contains 200 Total Feet	\$762.84	\$1,524.77	\$3,049.53
532310	Pump Attachments	R1287	8 - 10" Diameter Hose Kit contains 400 Total Feet	\$649.15	\$1,297.38	\$2,593.84
532310	Pump Attachments	R1288	4 - 6" Diameter Hose Kit contains 200 Total Feet	\$229.22	\$458.44	\$915.96
532310	Pumps	R1289	Open Style Trash Pump	\$570.30	\$1,711.81	\$5,129.01
532310	Pumps	R1290	Up to 3" Discharge Pump	\$8.25	\$28.42	\$77.93
532310	Pumps	R1291	Up to 2" Diaphragm Pump	\$8.25	\$201.71	\$604.22
532310	Pumps	R1292	Up to 2 - 3" Hose	\$11.00	\$44.93	\$133.86
532310	Pumps	R1293	3 - 4" Hose	\$11.00	\$44.93	\$133.86
532310	Pumps	R1294	4 - 6" Hose	\$16.50	\$66.93	\$167.79
532310	Pumps	R1295	6" and Above Hose	\$22.01	\$89.85	\$223.72
532310	Pumps	R1296	Up to 2" Electric Submersible Pump	\$39.43	\$156.79	\$402.51
532310	Pumps	R1297	Up to 2" Submersible Pump	\$44.93	\$178.79	\$542.79
532310	Pumps	R1298	Up to 2 - 3" Trash Pump	\$55.93	\$234.72	\$693.16
532310	Pumps	R1299	3 - 4" Trash Pump	\$72.43	\$279.65	\$849.94
532310	Pumps	R1300	4 - 6" Trash Pump	\$95.36	\$386.01	\$1,158.02
532310	Pumps	R1301	6" and Above Trash Pump	\$196.21	\$772.01	\$2,349.04
532310	Pumps	R1302	Up to 6 - 8" Ditch Pump	\$364.00	\$727.08	\$2,237.18
532310	Pumps	R1303	8" and Above Ditch Pump	\$447.44	\$894.87	\$2,684.61
532310	Pumps	R1304	100 - 125 HP Pump	\$2,401.30	\$4,802.60	\$9,605.20
532310	Pumps	R1305	125 HP and Above Pump	\$2,981.68	\$5,963.37	\$11,926.73
532310	Pumps	R1306	25/30 - 40/50 HP Pump	\$957.22	\$1,914.44	\$3,828.88

Rentals (continued)...						
SIN	Manufacturer Name	Manufacturer Part #	Product Description	Daily GSA Price (Incl IFF)	Weekly GSA Price (Incl IFF)	Monthly GSA Price (Incl IFF)
532310	Pumps	R1307	40/50 - 60 HP Pump	\$1,490.84	\$2,980.77	\$5,960.61
532310	Pumps	R1308	60 - 100 HP Pump	\$1,490.84	\$2,980.77	\$5,960.61
532310	Pumps	R1309	7.5/10 - 15/20 HP Pump	\$447.44	\$894.87	\$1,788.83
532310	Pumps	R1310	15/20 -25/30 HP Pump	\$763.76	\$1,526.60	\$3,052.28
532310	Pumps	R1311	Up to 3/5 - 7.5/10 HP Pump	\$298.90	\$596.89	\$1,192.86
532310	Pumps	R1312	Sound Enclosure Trash Pump	\$705.08	\$2,108.82	\$6,320.03
532310	Rammer Demolition Hammers	R1313	Demolition Hammers, Up to 500 - 750 Ft-Lb Class	\$894.87	\$894.87	\$2,572.76
532310	Rammer Demolition Hammers	R1314	Demolition Hammers, 751 - 1,000 Ft-Lb Class	\$1,230.45	\$1,230.45	\$3,132.05
532310	Rammer Demolition Hammers	R1315	Demolition Hammers, 1,001 - 1,250 Ft-Lb Class	\$1,677.88	\$1,677.88	\$3,355.77
532310	Rammer Demolition Hammers	R1316	Demolition Hammers, 1,251 - 2,250 Ft-Lb Class	\$2,125.32	\$2,125.32	\$5,928.52
532310	Rammer Demolition Hammers	R1317	Demolition Hammers, 2,251 - 5,250 Ft-Lb Class	\$2,572.76	\$2,572.76	\$7,047.11
532310	Rammer Demolition Hammers	R1318	Demolition Hammers, 5,251 - 8,250 Ft-Lb Class	\$3,243.91	\$3,243.91	\$8,948.72
532310	Rammer Demolition Hammers	R1319	Demolition Hammers, 8,251 - 11,250 Ft-Lb Class	\$3,915.06	\$3,915.06	\$11,185.89
532310	Rammer Demolition Hammers	R1320	Demolition Hammers, 11,251 Ft-Lb and Above Class	\$4,586.22	\$4,586.22	\$13,423.07
532310	Ramp Barge	R1321	Ramp Barge	\$671.15	\$4,698.08	\$18,792.30
532310	Recyclers/Stabilizers	R1322	Asphalt Recycler/Stabilizer, Up to 70 - 80" Rotor Width	\$7,270.83	\$7,270.83	\$21,253.20
532310	Recyclers/Stabilizers	R1323	Asphalt Recycler/Stabilizer, 81 - 90" Rotor Width	\$8,389.42	\$8,389.42	\$24,608.97
532310	Recyclers/Stabilizers	R1324	Asphalt Recycler/Stabilizer, 91 - 100" Rotor Width	\$9,508.01	\$9,508.01	\$27,964.74
532310	Recyclers/Stabilizers	R1325	Asphalt Recycler/Stabilizer, 101" and Above Rotor Width	\$9,731.73	\$9,731.73	\$30,201.91
532310	Rip Rap Plants	R1326	Rip Rap Plant	\$18,456.73	\$18,456.73	\$18,456.73
532310	Rip Rap Plants	R1327	Portable Plug Mill	\$8,389.42	\$8,389.42	\$8,389.42
532310	Rollers	R1328	Up to 39" Single Drum Roller (Padfoot/Smooth)	\$422.68	\$1,267.12	\$3,803.20
532310	Rollers	R1329	40 - 66" Single Drum Roller (Padfoot/Smooth)	\$671.15	\$2,013.46	\$5,481.09
532310	Rollers	R1330	67" and Above Single Drum Roller (Padfoot/Smooth)	\$1,016.82	\$2,796.47	\$8,389.42
532310	Rollers	R1331	Up to 39" Double Drum Roller	\$422.68	\$1,267.12	\$3,803.20
532310	Rollers	R1332	40 - 66" Double Drum Roller	\$772.01	\$2,460.90	\$7,075.54
532310	Rollers	R1333	67" and Above Double Drum Roller	\$1,016.82	\$2,796.47	\$8,389.42
532310	Rollers	R1334	Remote Control Trench Roller	\$286.07	\$894.87	\$2,684.61
532310	Rollers	R1335	Plate Compactor/Reversible	\$335.58	\$1,286.38	\$3,355.77
532310	Rollers	R1336	Pneumatic Roller	\$2,349.04	\$2,349.04	\$7,606.41
532310	Rollers	R1337	Trash Compactor	\$15,548.39	\$15,548.39	\$15,548.39
532310	Sandblasters	R1338	Sand Blaster	\$95.36	\$380.50	\$1,140.59
532310	Scaffolding	R1339	Scaffolding	\$39.43	\$156.79	\$469.44
532310	Scissor Lift	R1340	Up to 20' Scissor Lift	\$106.36	\$313.57	\$939.80
532310	Scissor Lift	R1341	21 - 35' Scissor Lift	\$324.57	\$1,028.74	\$2,516.83
532310	Scissor Lift	R1342	36 - 45' Scissor Lift	\$386.01	\$1,158.02	\$3,355.77
532310	Scissor Lift	R1343	46 - 55' Scissor Lift	\$475.86	\$1,454.17	\$3,523.56
532310	Scissor Lift	R1344	56' and Above Scissor Lift	\$514.37	\$1,544.02	\$3,635.42
532310	Scissor Lift	R1345	Up to 19' Electric Scissor Lift	\$133.86	\$274.15	\$575.80
532310	Scissor Lift	R1346	20 - 25' Electric Scissor Lift	\$128.36	\$257.64	\$514.37
532310	Scissor Lift	R1347	26 - 32' Electric Scissor Lift	\$162.29	\$324.57	\$727.08
532310	Scissor Lift	R1348	33 - 40' Electric Scissor Lift	\$223.72	\$447.44	\$1,006.73
532310	Scissor Lift	R1349	41' and Above Electric Scissor Lift	\$279.65	\$559.29	\$1,398.24
532310	Scissor Lift	R1350	Rough Terrain Scissor, Up to 32'	\$223.72	\$559.29	\$1,252.45
532310	Scissor Lift	R1351	Rough Terrain Scissor, 33 - 39'	\$257.64	\$643.65	\$1,448.66
532310	Scissor Lift	R1352	Rough Terrain Scissor, 40 - 43'	\$279.65	\$699.58	\$1,566.03
532310	Scissor Lift	R1353	Rough Terrain Scissor, 44 - 46'	\$391.51	\$1,118.59	\$3,020.19
532310	Scissor Lift	R1354	Rough Terrain Scissor, 47' and Above	\$447.44	\$1,286.38	\$3,216.40
532310	Scrapers	R1355	Up to 30 Cubic Yard Scraper	\$2,628.69	\$2,628.69	\$7,830.13
532310	Scrapers	R1356	31 - 40 Cubic Yard Scraper	\$3,355.77	\$3,355.77	\$10,067.30
532310	Scrapers	R1357	41 and Above Cubic Yard Scraper	\$3,915.06	\$3,915.06	\$11,745.19
532310	Scrapers	R1358	Up to 300 - 425 HP Scraper, Up to 24 Cubic Yard	\$6,711.54	\$6,711.54	\$20,134.61
532310	Scrapers	R1359	300 - 425 HP Scraper, 25 - 33 Cubic Yard	\$8,761.67	\$8,761.67	\$26,286.85
532310	Scrapers	R1360	425 - 600 HP and Above Scraper, 34 Cubic Yard and Above	\$9,340.22	\$9,340.22	\$27,964.74
532310	Screen Plants	R1361	Screen Plants	\$20,134.61	\$20,134.61	\$20,134.61
532310	Screen Plants	R1362	Tracked Screen Plants	\$7,830.13	\$7,830.13	\$23,490.38
532310	Screeners	R1363	Rock Screen	\$838.94	\$6,460.31	\$19,380.02
532310	Sectional Barge with Spud Winches	R1364	Sectional Barge with Spud Winches	\$402.51	\$2,817.56	\$11,270.25
532310	Sectional Spud Barge	R1365	Sectional Spud Barge	\$447.44	\$3,132.05	\$12,528.20
532310	Shredders	R1366	Up to 60 Cubic Yard/Hour Drum Shredder	\$7,830.13	\$7,830.13	\$23,490.38
532310	Shredders	R1367	61 - 80 Cubic Yard/Hour Drum Shredder	\$8,948.72	\$8,948.72	\$26,846.15
532310	Shredders	R1368	81 - 100 Cubic Yard/Hour Drum Shredder	\$10,067.30	\$10,067.30	\$30,201.91
532310	Shredders	R1369	101 Cubic Yard/Hour and Above Drum Shredder	\$11,185.89	\$11,185.89	\$33,557.68
532310	Shredders	R1370	Up to 80 Cubic Yard/Hour Shredder/Garbage	\$8,948.72	\$8,948.72	\$26,846.15
532310	Shredders	R1371	81 Cubic Yard/Hour and Above Shredder/Garbage	\$10,067.30	\$10,067.30	\$30,201.91
532310	Shredders	R1372	Rock Crusher	\$12,019.34	\$12,019.34	\$40,269.22
532310	Sign Board	R1373	Sign Board	\$167.79	\$492.36	\$1,291.88
532310	Skid Steer	R1374	Up to 2,300 lbs Wheeled Skid Steer	\$1,465.17	\$1,465.17	\$3,456.62
532310	Skid Steer	R1375	2,301 - 3,000 lbs Wheeled Skid Steer	\$2,415.97	\$2,415.97	\$4,541.29
532310	Skid Steer	R1376	3,001 lbs and Above Wheeled Skid Steer	\$2,919.34	\$2,919.34	\$5,587.45
532310	Skid Steer Loader Attachments	R1377	6-Way Blade Attachment	\$128.36	\$514.37	\$1,158.02
532310	Skid Steer Loader Attachments	R1378	Angle Broom Attachment	\$167.79	\$514.37	\$1,544.02
532310	Skid Steer Loader Attachments	R1379	Auger Bit Skid Steer Attachment	\$28.42	\$84.35	\$212.72
532310	Skid Steer Loader Attachments	R1380	Breaker Attachment	\$128.36	\$514.37	\$1,544.02
532310	Skid Steer Loader Attachments	R1381	Broom Skid Steer Attachment	\$84.35	\$252.14	\$755.51
532310	Skid Steer Loader Attachments	R1382	Brush Grapple Attachment	\$95.36	\$386.01	\$1,158.02
532310	Skid Steer Loader Attachments	R1383	Brush Mower Attachment	\$140.28	\$559.29	\$1,677.88
532310	Skid Steer Loader Attachments	R1384	Cold Planer Skid Steer Attachment	\$335.58	\$1,006.73	\$3,020.19
532310	Skid Steer Loader Attachments	R1385	Collector/Pickup Broom Attachment	\$128.36	\$514.37	\$1,544.02
532310	Skid Steer Loader Attachments	R1386	Dozer Blade Skid Steer Attachment	\$100.86	\$301.65	\$905.87
532310	Skid Steer Loader Attachments	R1387	Extra Auger Bit and Auger Extension Skid Steer Attachment	\$89.85	\$196.21	\$430.93
532310	Skid Steer Loader Attachments	R1388	Forklift Skid Steer Attachment	\$55.93	\$167.79	\$503.37
532310	Skid Steer Loader Attachments	R1389	Grapple Bucket Skid Steer Attachment	\$100.86	\$301.65	\$905.87

Rentals (continued)...						
SIN	Manufacturer Name	Manufacturer Part #	Product Description	Daily GSA Price (Incl IFF)	Weekly GSA Price (Incl IFF)	Monthly GSA Price (Incl IFF)
532310	Skid Steer Loader Attachments	R1390	Harley Rake Skid Steer Attachment	\$207.21	\$615.22	\$1,526.60
532310	Skid Steer Loader Attachments	R1391	High Weed Mower Skid Steer Attachment	\$145.78	\$581.30	\$1,744.82
532310	Skid Steer Loader Attachments	R1392	Landscape Rake Attachment	\$66.93	\$257.64	\$1,028.74
532310	Skid Steer Loader Attachments	R1393	Milling Skid Steer Attachment	\$822.44	\$2,466.40	\$7,399.19
532310	Skid Steer Loader Attachments	R1394	Mulcher Skid Steer Attachment	\$1,062.66	\$3,187.98	\$7,970.41
532310	Skid Steer Loader Attachments	R1395	Pallet Fork Skid Steer Attachment	\$61.43	\$184.29	\$463.94
532310	Skid Steer Loader Attachments	R1396	Post Hole Auger Skid Steer Attachment	\$111.86	\$335.58	\$1,006.73
532310	Skid Steer Loader Attachments	R1397	Power Rake Attachment	\$167.79	\$559.29	\$1,677.88
532310	Skid Steer Loader Attachments	R1398	Skid Steer Attachment	\$950.80	\$1,566.03	\$4,698.08
532310	Skid Steer Loader Attachments	R1399	Smooth Drum Roller Skid Steer Attachment	\$223.72	\$671.15	\$2,013.46
532310	Skid Steer Loader Attachments	R1400	Snow Blade Attachment	\$95.36	\$386.01	\$1,158.02
532310	Skid Steer Loader Attachments	R1401	Snow Pusher Skid Steer Attachment	\$167.79	\$335.58	\$671.15
532310	Skid Steer Loader Attachments	R1402	Snowblower Attachment	\$128.36	\$514.37	\$1,544.02
532310	Skid Steer Loader Attachments	R1403	Stump Grinder Attachment	\$95.36	\$386.01	\$1,158.02
532310	Skid Steer Loader Attachments	R1404	Tiller Attachment	\$95.36	\$386.01	\$1,158.02
532310	Skid Steer Loader Attachments	R1405	Trencher Attachment	\$189.79	\$559.29	\$1,677.88
532310	Skid Steer Loader/Excavator Attachments	R1406	Auger Attachment	\$100.86	\$386.01	\$1,158.02
532310	Skid Steer/Tracked Loaders	R1407	Up to 2,300 lbs Compact Track Loader	\$1,465.17	\$1,465.17	\$3,456.62
532310	Skid Steer/Tracked Loaders	R1408	2,301 - 3,000 lbs Compact Track Loader	\$2,415.97	\$2,415.97	\$4,541.29
532310	Skid Steer/Tracked Loaders	R1409	3,001 lbs and Above Compact Track Loader	\$2,919.34	\$2,919.34	\$5,587.45
532310	Soil Compactors	R1410	Up to 200 - 300 HP Soil Compactor	\$4,977.72	\$4,977.72	\$14,989.10
532310	Soil Compactors	R1411	301 - 500 HP and Above Soil Compactor	\$6,543.75	\$6,543.75	\$19,575.31
532310	Straw Blower	R1412	Straw Blower	\$279.65	\$1,118.59	\$2,516.83
532310	Sweeper/Scrubbers	R1413	Street Sweeper	\$1,621.95	\$1,621.95	\$4,250.64
532310	Sweeper/Scrubbers	R1414	Transfer Sweeper	\$3,579.49	\$3,579.49	\$8,389.42
532310	Sweeper/Scrubbers	R1415	Ride Scrubber	\$347.50	\$1,043.41	\$3,132.05
532310	Sweeper/Scrubbers	R1416	Walk Scrubber	\$347.50	\$1,043.41	\$3,132.05
532310	Sweeper/Scrubbers	R1417	Sweeper	\$372.25	\$1,118.59	\$3,355.77
532310	Tampers/Compactors	R1418	Jumping Jack Compactor	\$96.27	\$386.01	\$1,158.02
532310	Tampers/Compactors	R1419	Reversible Plate Compactor	\$201.71	\$783.01	\$2,393.96
532310	Telehandler Attachments	R1420	Telehandler Bucket Attachment	\$44.93	\$133.86	\$402.51
532310	Telehandler Attachments	R1421	Telehandler Man Basket Attachment	\$44.93	\$133.86	\$402.51
532310	Telehandler Attachments	R1422	Telehandler Truss Boom Attachment	\$44.93	\$133.86	\$402.51
532310	Telehandlers	R1423	Up to 6k Telehandler, Up to 42' Reach	\$662.90	\$1,428.49	\$3,595.99
532310	Telehandlers	R1424	7 - 10k Telehandler, Up to 56' Reach	\$1,036.99	\$2,406.80	\$6,163.24
532310	Telehandlers	R1425	11 - 12k Telehandler, Up to 56' Reach	\$1,152.51	\$2,558.09	\$6,655.61
532310	Telehandlers	R1426	13 - 16k Telehandler, Up to 44' Reach	\$1,331.30	\$3,319.09	\$7,986.91
532310	Telehandlers	R1427	Telehandler, 11 - 13k, 114 - 127' Reach, Rotating Cab	\$13,423.07	\$13,423.07	\$13,423.07
532310	Telehandlers	R1428	Telehandler, 11 - 13k, 127' and Above Reach, Rotating Cab	\$15,100.96	\$15,100.96	\$15,100.96
532310	Telehandlers	R1429	Telehandler, 11 - 13k, 44 - 58' Reach, Rotating Cab	\$8,948.72	\$8,948.72	\$8,948.72
532310	Telehandlers	R1430	Telehandler, 11 - 13k, 58 - 84' Reach, Rotating Cab	\$9,508.01	\$9,508.01	\$9,508.01
532310	Telehandlers	R1431	Telehandler, 11 - 13k, 84 - 98' Reach, Rotating Cab	\$10,626.60	\$10,626.60	\$10,626.60
532310	Telehandlers	R1432	Telehandler, 11 - 13k, 98 - 114' Reach, Rotating Cab	\$11,745.19	\$11,745.19	\$11,745.19
532310	Telehandlers	R1433	Telehandler, Up to 11 - 13k, Up to 44' Reach, Rotating Cab	\$8,389.42	\$8,389.42	\$8,389.42
532310	Telehandlers	R1434	Telehandler, 13 - 18k, 77 - 98' Reach, Rotating Cab	\$12,304.48	\$12,304.48	\$12,304.48
532310	Telehandlers	R1435	Telehandler, 13 - 18k, 98 - 150' and Above Reach, Rotating Cab	\$17,897.43	\$17,897.43	\$17,897.43
532310	Telehandlers	R1436	Telehandler, 13 - 18k, Up to 77' Reach, Rotating Cab	\$10,067.30	\$10,067.30	\$10,067.30
532310	Telehandlers	R1437	Telehandler, 18k and Above, 80' and Above Reach, Rotating Cab	\$15,660.25	\$15,660.25	\$15,660.25
532310	Tower	R1438	Up to 270 Ton Tower	\$20,482.11	\$20,482.11	\$20,482.11
532310	Tower	R1439	Up to 500 - 750 Ton Tower Mounted on Up to 48 Foot Step-Deck Trailer	\$30,729.12	\$30,729.12	\$30,729.12
532310	Tower	R1440	751 Ton and Above Tower Mounted on 48 Foot and Above Step-Deck Trailer	\$43,786.36	\$43,786.36	\$43,786.36
532310	Track Loaders	R1441	Up to 200 - 250 HP Track Loader	\$3,747.27	\$3,747.27	\$11,185.89
532310	Trailers	R1442	Up to 500 Gallon Water Buffalo	\$140.28	\$559.29	\$1,677.88
532310	Trailers	R1443	Pull Behind Dump Trailer	\$196.21	\$783.01	\$2,013.46
532310	Trailers	R1444	Up to 53 ft Trailer	\$279.65	\$783.01	\$1,677.88
532310	Trailers	R1445	Restroom Trailer	\$6,482.32	\$6,482.32	\$6,482.32
532310	Transformer	R1446	1001 - 1500 kVa Transformer	\$9,627.20	\$9,627.20	\$9,627.20
532310	Transformer	R1447	751 - 1000 kVa Transformer	\$8,663.57	\$8,663.57	\$8,663.57
532310	Transformer	R1448	501 - 750 kVa Transformer	\$5,774.49	\$5,774.49	\$5,774.49
532310	Transformer	R1449	1501 kVa and Above Transformer	\$14,436.22	\$14,436.22	\$14,436.22
532310	Transformer	R1450	Up to 500 kVa Transformer	\$3,606.99	\$3,606.99	\$3,606.99
532310	Trencher	R1451	Walk Behind Trencher	\$201.71	\$783.01	\$2,393.96
532310	Trommel Screens	R1452	201 Cubic Yard/Hour and Above Trommel Screen	\$5,033.65	\$5,033.65	\$15,100.96
532310	Trommel Screens	R1453	Up to 100 Cubic Yard/Hour Trommel Screen	\$2,013.46	\$2,013.46	\$6,040.38
532310	Trommel Screens	R1454	101 - 160 Cubic Yard/Hour Trommel Screen	\$3,020.19	\$3,020.19	\$9,060.57
532310	Trommel Screens	R1455	161 - 200 Cubic Yard/Hour Trommel Screen	\$4,474.36	\$4,474.36	\$13,423.07
532310	Vehicles	R1456	Pick up Truck	\$140.28	\$838.94	\$2,460.90
532310	Vehicles	R1457	Box Truck	\$279.65	\$1,118.59	\$3,355.77
532310	Vehicles	R1458	Bus	\$279.65	\$1,118.59	\$3,355.77
532310	Vehicles	R1459	Flat Bed Truck	\$447.44	\$1,930.03	\$4,138.78
532310	Wash Plants	R1460	Wash Plants	\$15,660.25	\$15,660.25	\$15,660.25
532310	Water Towers	R1461	Up to 12,000 Gallon Water Towers	\$335.58	\$950.80	\$2,796.47
532310	Water Trucks	R1462	Up to 3,000 Gallon Water Truck	\$727.08	\$2,460.90	\$5,302.30
532310	Water Trucks	R1463	3,001 - 5,000 Gallon Water Truck	\$615.22	\$2,796.47	\$7,158.97
532310	Water Trucks	R1464	Up to 4,000 Gallon Water Truck with Cannon	\$615.22	\$2,796.47	\$7,158.97
532310	Water Trucks	R1465	5,001 - 6,000 Gallon Water Trucks	\$1,594.45	\$3,187.98	\$9,228.36
532310	Water Trucks	R1466	6,001 - 7,000 Gallon Water Trucks	\$1,845.67	\$3,691.35	\$10,626.60
532310	Water Trucks	R1467	7,001 - 8,000 Gallon Water Trucks	\$2,489.32	\$4,977.72	\$14,541.66
532310	Water Trucks	R1468	8,001 - 9,000 Gallon Water Truck	\$4,474.36	\$8,948.72	\$17,897.43
532310	Water Trucks	R1469	9,001 Gallon and Above Water Truck	\$5,453.58	\$10,906.25	\$21,812.49
532310	Water Wagon	R1470	Up to 6,000 Gallon Water Wagon	\$3,970.99	\$7,941.98	\$15,883.97
532310	Welder	R1471	Wire Feeder Pack	\$5.50	\$33.92	\$111.86
532310	Welder	R1472	AC/DC Large Area Light	\$28.42	\$111.86	\$335.58
532310	Welders	R1473	Up to 12,000 Watt, Up to 65 HP Welder	\$310.82	\$931.55	\$2,796.47
532310	Wheel Loader Attachments	R1474	Forks	\$189.79	\$335.58	\$593.22
532310	Wheel Loader Attachments	R1475	Grapple/Rake	\$301.65	\$593.22	\$2,119.82
532310	Wheel Loader Attachments	R1476	Snow Blade Attachment	\$1,342.31	\$1,342.31	\$1,342.31
532310	Wheel Loader Attachments	R1477	Broom Attachment	\$1,677.88	\$1,677.88	\$1,677.88
532310	Wheel Loaders	R1478	Up to 2.5 Cubic Yard Wheel Loader	\$972.81	\$2,782.72	\$7,287.34
532310	Wheel Loaders	R1479	2.6 - 3.5 Cubic Yard Wheel Loader	\$1,057.16	\$2,969.76	\$8,389.42
532310	Wheel Loaders	R1480	3.6 - 5.0 Cubic Yard Wheel Loader	\$1,367.06	\$4,102.11	\$12,304.48
532310	Wheel Loaders	R1481	5.1 - 7.0 Cubic Yard Wheel Loader	\$1,930.03	\$5,816.66	\$17,449.99
532310	Wheel Loaders	R1482	7.1 and Above Cubic Yard Wheel Loader	\$1,938.28	\$9,396.15	\$28,300.31